

EQUIPMENT
SELECTION
MADE EASY



PRODUCT CATALOGUE





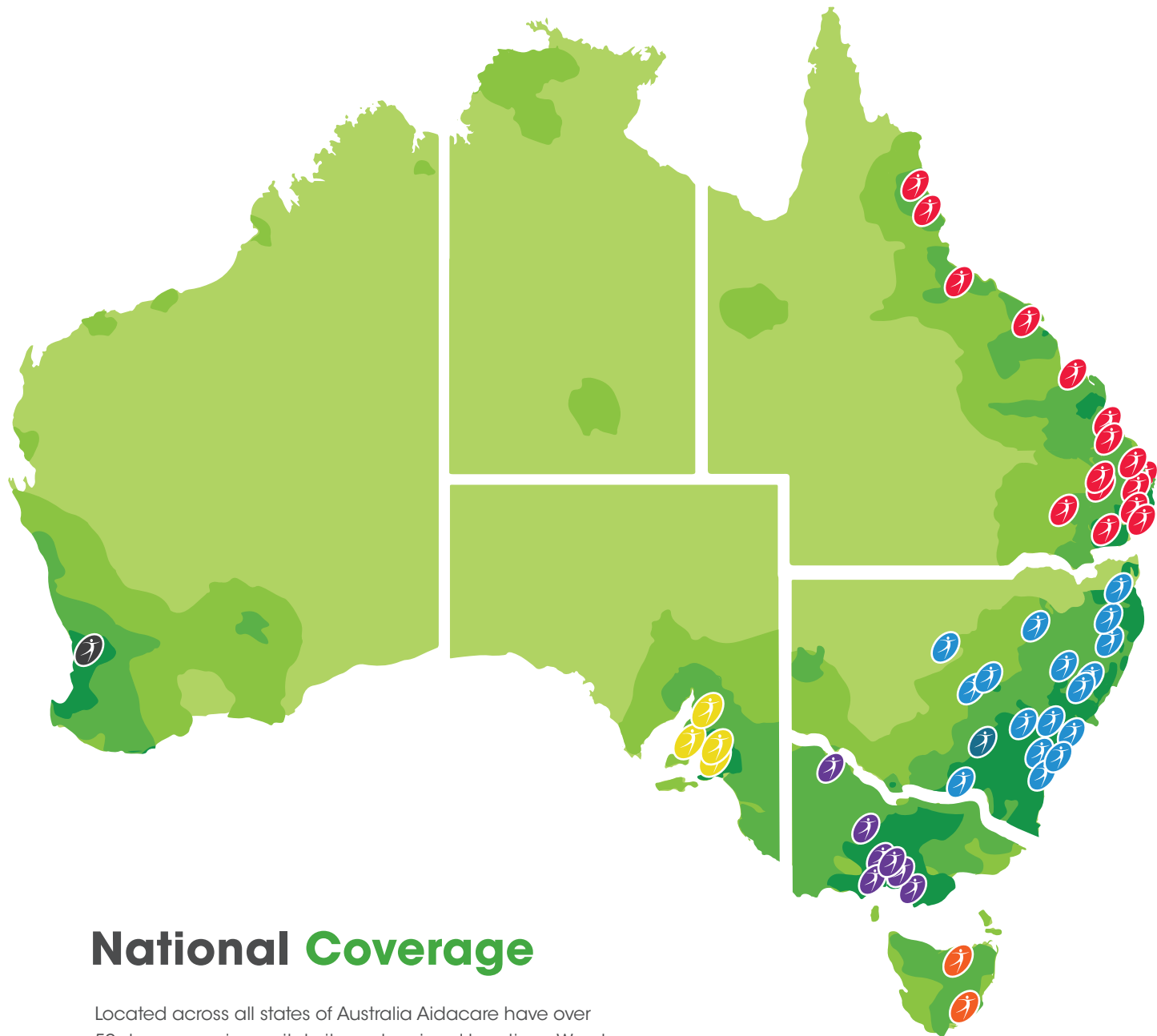
COPYRIGHT

© Copyright Aidacare Pty Ltd 2022 Version 4.0

No part of this catalogue may be copied, distributed, reproduced, scanned or stored on any electronic database, whether in whole or in part in any form or by any means.

DISCLAIMER

Due care has been taken to ensure all the information contained in this catalogue is correct at the time of printing. All measurements, pictures, colours and weight capacities are to be used as a guide only. We reserve the right to modify the design or appearance of any product displayed in this catalogue without prior notice.



National Coverage

Located across all states of Australia Aidacare have over 50 showrooms in capital city and regional locations. We also have network partners covering other areas, so our products are easily accessible.

Visit our showrooms and our expert, friendly staff are there to assist with all your needs. To find your nearest showroom go to aidacare.com.au or call **1300 133 120**.

About Us

Aidacare is one of Australia's leading and most diverse healthcare equipment and service providers. Operating since 1987, our longevity is the result of our unwavering commitment to excellence and continuous improvement.

We are a trusted product partner and valued service provider across Hospitals, Residential Aged Care, Home and Community Care, and Rehabilitation sectors. Our team deliver on our core values of providing unparalleled customer service and equipment expertise. Aidacare staff are highly trained and skilled professionals who respond sensitively and expertly to our clients' needs.

We are dedicated to supplying the highest quality products. We partner with the most well-respected brands and offer a suite of inhouse designed equipment solutions that serve as a benchmark for quality and reliability. Our national service teams provide maintenance and asset management for Government, Aged Care facilities, Community Care providers and hospitals. We also provide in-home training, service and maintenance.

Aidacare offers a national retail and distribution network providing truly local support from our many locations and partnerships.



The Aidacare family is always growing, welcoming onboard more and more opportunities, clients and lifelong partnerships under its wing.

Aidacare Solutions & Services



Equipment Distribution

In our major distribution centres and many regional warehouses throughout the country, Aidacare holds a vast array of equipment in stock and ready to distribute at any time to anywhere in Australia.

- We supply and install commercially to Aged Care Facilities and Hospitals
- We deliver and set-up for individuals in the Home & Community
- We freight as required to our Network & Wholesale Partners ready for resale.



Complex Rehab

We offer a specialised seating service and our team are comprised of Physiotherapists and Occupational Therapists as well as specialised techs who build the specialised seating in house as required.



Look for this icon across the catalogue for Complex Rehab products.



Retail Showrooms

Visit one of our showrooms where our friendly staff can help you identify the right solution for your needs.


Utilise our showrooms as training centres or locations to trial equipment with your clients.



Service & Maintenance

Risk Management - ensure your equipment is serviced and maintained regularly to reduce the risk of breakdowns and to assist managing your accreditation requirements.

Asset tracking and equipment audit included.



Rental Equipment & Discharge

The industry's most comprehensive range of equipment available for rental. Delivered and set-up in the home. Discharge and Package Management solutions available.

Rental brochure available on request.



NDIS

National Disability Insurance Scheme

Aidacare has been a registered provider under the scheme since it's trial rollout in 2013 - working with the client, their families and NDIS case managers to achieve fantastic outcomes for all.

NDIS Item Code

Look for this bar below specification tables for the relevant NDIS code



Home Modifications

We arrange installation of rails, ramps, non-slip flooring and many other items to ensure your home is safe and mobility friendly.



Look for this icon across the catalogue for Home Mod products and services.



DVA

Department of Veterans' Affairs

Aidacare is proud to be an official DVA contracted service provider on the Rehabilitation Appliance Program (RAP) for the supply of Mobility and Functional Supports to Veterans nationally.

DVA AP09

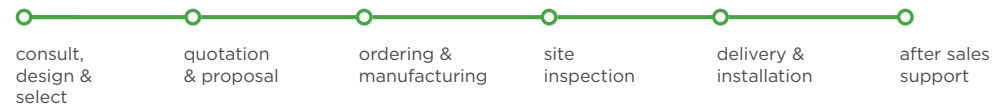
Look for this bar below specification tables for the relevant DVA code

Aidacare Resources



Consult • Design • Manage

A holistic solution to modern healthcare furniture, fixtures and equipment has arrived in Australia and is now available from Aidacare projects.



every step of the way

Solutions for

- Bedroom Suites
- Consultation Rooms
- Sluice Rooms
- Ceiling Hoist Solutions
- Interior Design
- Common & Living Spaces
- Furniture, Fittings & Equipment



Visit our Projects Display Centres

in Keilor Park Melbourne, or Moorebank Sydney

The Projects by Aidacare Display Centre is a dedicated, visually-tailored solution for Furniture, Fittings & Equipment. A one-stop solution for Aged Care Greenfield & Brownfield developments and Commercial projects.

To see more, visit our website www.aidacareprojects.com.au or email us at projects@aidacare.com.au

Digital Resources

Websites

www.aidacare.com.au



eCommerce Resources

Portals

erap.aidacare.com.au

1300 888 052



Print Resources

Aidacare Catalogues & Pamphlets



Aspire Brochures



To view the latest brochures, flyers and catalogues please see aidacare.com.au/knowledge/resources/ or request printed copies from you local representative or branch.

Contents Page

010	Bariatric
012	What is Bariatric Equipment?
012	Bathing & Toilet Aids
013	Bedroom
013	Chairs
014	Funeral & Mortuary
014	Manual Handling - Lifters & Slings
014	Mobility Walking Frames & Aids
015	Mobility Wheelchairs & Positioning

016	Bathing & Toileting Aids
018	Shower Commodes
032	Shower Seating
039	Toileting Aids
046	Bathing & Transfer Aids
049	Other Bathing
053	Bathroom Trolleys
055	Bed Pans, Urinals & Bowls
057	Grab Rails

062	Bedroom
064	Home Care Beds
070	Aged Care Beds
074	Hospital Beds
077	Mattress Overview
078	Mattresses - Static
084	Mattresses - Dynamic
086	Mattresses - Other
087	Underlays & Overlays - Foam
088	Mattress Safety, Support & Protection
089	Bedside Commodes
092	Overbed Tables
095	Bedroom Furnishings
098	Bed Sticks, Bed Poles & Other
101	Pillows & Supports
104	Sleep Positioning Aids

106	Chairs
108	Adjustable Height Day Chairs
115	Powerlift & Recline Chairs
126	Pressure Relief Chairs

136	Cushions & Supports
138	Cushions & Back Support
141	Pressure Care Cushion

166	Daily Living Aids
168	Dressing Aids
170	Kitchen Aids
172	Gripping & Turning Aids
174	Cutlery
176	Crockery
178	Reaching Aids
179	General Household & Dementia Aids

184	Facility Furniture
186	Custom Furniture
188	Highbacks, Lounges & Armchairs
190	Day Chairs
192	Lift Recliners
195	Tables
197	Bedside Cabinets & Storage

200	Falls Prevention
202	Invisabeam Alarms
205	Alerta Alarms
208	Cura Alarms
211	Aspire Lifecomfort Fall Safety Mat
212	Sofihub

214	Funeral & Mortuary
216	Funeral Home & Mortuary Equipment

224	Incontinence
226	Bedding & Chair Protectors
230	Disposable Clothing Protectors
234	Reusable Clothing Protectors

238	Laundry, Cleaning & Kitchen
240	Linen Skips
243	Clean Linen & Storage
244	Other Trolleys
246	Kitchen Trolleys

248	Manual Handling - Lifters & Slings
251	Aidacare Aspire Lifters
255	Aspire Slings
258	Aspire STAR Patient Mover
259	Liko Lifters
261	Liko Slings
265	Ceiling Hoists
271	Gantry Systems
273	Oxford Lifters
276	Invacare Lifters

278	Manual Handling - Other
280	Transfer Boards & Slide Sheets
283	Transfer & Walk Belts
284	Other Transfer Aids

286	Mobility Ramps
288	Modular & Rubber Ramps

290	Mobility Scooters
292	Aspire Mobility Scooters
296	Aspire Scooter Selection Guide
297	Aidacare Mobility Scooters
300	Aidacare Scooter Selection Guide
301	Scooter Servicing
303	Scooter Accessories

306	Mobility Walking Frames & Aids
308	Seat Walkers / Rollators & Accessories
317	Walking Frames
320	Forearm Walkers & Walking Tutors
323	Walking Sticks
326	Crutches
329	General Accessories

330	Mobility Wheelchairs & Positioning
332	Aspire Manual Wheelchairs
339	Aspire Wheelchair Accessories
343	Other Manual Wheelchairs
348	Standard Power Wheelchairs
353	Complex Wheelchairs
365	Power-Assist Systems
368	Wheelchair Backrests
380	General Wheelchair Accessories


384	Paediatric
386	Standing Aids
388	Seating Aids
392	Strollers
394	Walking Aids
397	Manual Wheelchairs
402	Power-Assist Systems
404	Power Wheelchairs
408	Head Supports
409	Night Time Positioning
411	Bathroom

414	Protection & Compression Garments
416	Protection - General

420	Sanitisers and Macerators
423	DDC Sanitisers & Macerator
425	DDC Consumables & Accessories
426	Meiko Sanitisers
428	Meiko Consumables & Accessories
429	Plasticware & Consumables

430	Therapy & Exercise
432	Examination Couches & Equipment
435	Rehabilitation Therapy Equipment
439	Exercise & Resistance Training
443	Physiotherapy - Other
446	Enteral Feeding Pumps & Accessories

448	Ward & Clinic Equipment
450	Hospital Beds
452	Ward Furniture
453	Patient Trolleys
455	Maternity
457	Trolleys & Carts
466	Treatment Chairs
468	Examination Couches & Equipment
471	Work Stations on Wheels
474	Electronic Medication Management



Bariatric

- 012 What is Bariatric Equipment?
- 012 Bathing & Toilet Aids
- 013 Bedroom
- 013 Chairs
- 014 Funeral & Mortuary
- 014 Manual Handling - Lifters & Slings
- 014 Mobility Walking Frames & Aids
- 015 Mobility Wheelchairs & Positioning

What is Bariatric Equipment?

Bariatric equipment is becoming ever more prevalent in the healthcare market but what is bariatrics and what is bariatric equipment?

Bariatrics deals with causation, the prevention and also the treatment of obesity in our community. With the current rise of obesity in our population, equipment needs have changed and there has been a demand to provide equipment in different configurations to meet these needs.

Aidacare in conjunction with AusBIG* state that a Bariatric client may have one or more of the following characteristics:

- Weight Capacity > 125kg
- Body Mass Index (BMI**) > 30
- Seat Width > 20" (50cm)

If one or more of these characteristics are present or anything else that is relevant, then an assessment of the client is required by their health professional. There are many variations to these characteristics but recognising the need to provide suitable equipment for Bariatric clients is paramount to the safety of the client as well the family, carers and health professionals.

Bariatric equipment is designed to assist in:

- Pressure management for the client
- Heat management for the client
- Effective weight distribution on the seating surface

Aidacare's Bariatric equipment range has been developed with our suppliers to ensure our range includes larger seat widths, increased weight capacities and reinforced construction materials to meet the specific needs of the user.


* AusBIG (Australian Bariatric Innovations Group) Their aim is to raise the awareness of the complexity of safe and dignified management of the bariatric patient. www.ausbig.com.au

** BMI is defined as the weight in kilograms divided by the square of the height in metres (kg/m squared).

BMI = weight (kg)/height (m) x height (m)

The classification of overweight and obesity, according to BMI, is shown in the table below. This applies to men and women over the age of 18.

Classification	Underweight	Normal Range	Overweight	Obese
BMI	Below 18.5	18.5 - 24.9	25.0 - 29.9	> 30

 Bariatric equipment is identified throughout the catalogue by the use of this symbol.

The following is an overview of just some of the Bariatric equipment with very high SWL to be found in this catalogue. Many more items appropriate for Bariatric users may be found throughout the catalogue where you see the Bariatric Symbol above.

ASPIRE Weight Bearing Platform Commode - 600mm



ASPIRE Bariatric Shower Commode



4 HEALTHCARE Verto Electric Tilt-in-space



RAZ Self Propelled Shower Commode



RAZ Tilt in Space Shower Commode



KCARE Shower Commode MAXI Tilt (Electric)



ASPIRE MAXI Shower Chair Wide



ASPIRE MAXI Shower Stool



ASPIRE MAXI Adjustable Over Toilet Aid



ASPIRE Bath Transfer Bench Bariatric



ASPIRE MAXI Lifestyle Community Care Bed



ASPIRE MAXI Lifestyle King Single Mattress



AIDACARE FL250 Floorline Bed King Single



MALVESTIO Delta 4 Ward Hospital Bed w/ Deltadrive & Weigh Scale



MALVESTIO Botero Bariatric Ward Bed w/ Weight Scale



MALVESTIO Botero Static Mattress



ASPIRE Lifecomfort Bariatric King Single Mattress



ASPIRE Active Air Acute 8 Turn Mattress Replacement Single & King Single



ASPIRE Active Air Bari 10 Mattress Replacement Single, King Single & Super King



ASPIRE MAXI Adjustable Bedside Commode



ASPIRE MAXI Adjustable Highback Chair



ASPIRE MAXI Adjustable Classic



ASPIRE MAXI Adjustable Deluxe



ASPIRE Raphael Quattro MAXI Powerlift Recline Chair



PRIDE LC 358-XL Powerlift Chair



TOP FORM Powerlift Recliner Ashley



Air Comfort Deluxe V2 Bed Maxi



SEATING MATTERS Sorrento Chair



CONFIGURA Bariatric Recliner - Duratek




PG 132 

SOVA Chapel Transfer Trolley Extra Wide



PG 216 

SOVA Coffin/Body Tray Trolley



PG 218 

SOVA Coffin/Body Tray Trolley - Concealment



PG 218 

TITAN Forearm Walker - Gutter Frame



PG 321 

FREEDOM Bariatric Folding Walking Cane



PG 325 


FREEDOM Quad Cane Walking Stick



PG 324 

Underarm Crutches - Bariatric



PG 327 


SOVA Cadaver Tray - Bariatric



PG 219 

SOVA Cirrus 500 Ceiling Track Hoist



PG 217 

SOVA Single Bay Rack - 3 & 4 tier - Mobile



PG 220 


Mortuary Spreader Bar



PG 221 

PRISM C380 Bariatric Ceiling Hoist - Manual & Powered Traverse



PG 221 

LIKOGUARD XL Ceiling Hoist



PG 266 

SOVA Lifting Frame w/Electric Tilt/Level



PG 268 

ASPIRE Bariatric Slings



PG 255 

LIKO Bariatric Slings



PG 261 

AIDACARE ASPIRE A320 Aluminium Bariatric Lifter



PG 253 

LIKO Viking XL Patient Lifter



PG 260 

ASPIRE Vogue Adventure HD Seat Walker



PG 309 

ASPIRE XL Seat Walker



PG 311 

FREEDOM HD Genesis 3 Seat Walker



PG 314 

Heavy Duty Folding Walking Frame



PG 319 

FREEDOM Forearm Walker w/ Handbrakes



PG 321 

Super Heavy Duty Wheelchairs



PG 345 

PRIDE Jazzy Select Elite HD



PG 352 

PRIDE Jazzy 1450




PG 352 




Bariatric equipment is identified throughout the catalogue by the use of this symbol.

Bathing & Toileting Aids

- 018 Shower Commodes
- 032 Shower Seating
- 039 Toileting Aids
- 046 Bathing & Transfer Aids
- 049 Other Bathing
- 053 Bathroom Trolleys
- 055 Bed Pans, Urinals & Bowls
- 057 Grab Rails



Shower Commodes



Aspire Weight Bearing Platform Commode - 460/530mm



Open armrests style accommodates a wider sitting surface whilst maintaining a smaller base footprint for improved accessibility



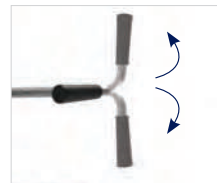
Easy-slide weight bearing platform footrest slides completely away for transfers



Self Propelled model



Safety arms prevent falls and swing back out of the way for transfers



8° backrest angle ensures patient comfort

Integrated access trough improves hygiene whilst maintaining toilet bowl clearance height of 465mm



*Seat sold separately

4 x Tente 125mm levina total locking castors provides brake access from all angles



1 YEAR WARRANTY Components

5 YEAR WARRANTY Corrosion

Code	Description	Overall Height	Overall Width	Seat Width	Backrest Height	Armrest Height	Anterior Seat Height	Posterior Seat Height
BTC066000	WB Platform - 460mm - AP - S/Steel	995mm	535mm	460mm	305mm	225mm	590mm	560mm
BTC066200	WB Platform - 460mm - SP - S/Steel	995mm	665mm	460mm	305mm	225mm	590mm	560mm
BTC066050	WB Platform - 530mm - AP - S/Steel	995mm	605mm	530mm	305mm	225mm	590mm	560mm
BTC066055	WB Platform - 530mm - SP - S/Steel	995mm	735mm	530mm	305mm	225mm	590mm	560mm

NDIS Item Code 05_091203111_0103_1_2 DVA BE04

Aspire Shower Commodes

Aspire Weight Bearing Platform Commode - 600mm (400kg)



Heavy duty reinforced wide frame can support bariatric users up to 400kg



Height adjustable reinforced armrests offer drop flat positioning to assist with lateral slide transfers

Easy-slide weight bearing platform footrest slides completely away for transfers



4 x Stainless steel 125mm total locking castors provide brake access from all angles



*Seat sold separately



S.W.L 400KG

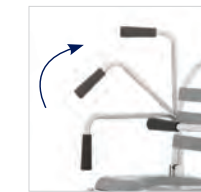
1 YEAR WARRANTY Components

5 YEAR WARRANTY Corrosion

Code	Description	Overall Height	Overall Width	Seat Width	Backrest Height	Armrest Height	Anterior Seat Height	Posterior Seat Height
BTC061400	WB Platform - 600mm - AP - S/Steel	995mm	725mm	600mm	300mm	290mm	590mm	560mm

NDIS Item Code 05_091203111_0103_1_2 DVA BE04

Aspire Swing Away Footrest Commode - 460/530/600mm



Open armrests style accommodates a wider sitting surface whilst maintaining a smaller base footprint for improved accessibility

Seat frame height can be customised from standard 590mm down to an ultra low 490mm to aid transfers for petite users

Height adjustable, swing away footrests for optimal positioning and ease of transfers

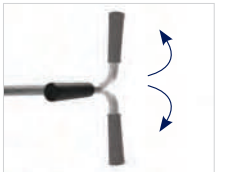


Self Propelled model



Angle adjustable backrest from 8° to 18° for improved seating comfort

Safety arms prevent falls and swing back out of the way for transfers



Integrated access trough improves hygiene whilst maintaining toilet bowl clearance height of 465mm



*Seat sold separately

4 x Tente 125mm levina total locking castors provides brake access from all angles




1 YEAR WARRANTY Components

5 YEAR WARRANTY Corrosion

Code	Description	Overall Height	Overall Width	Seat Width	Backrest Height	Armrest Height	Anterior Seat Height	Posterior Seat Height
BTC065900	Swing Away - 460mm - AP - S/Steel	995mm	535mm	460mm	305mm	225mm	590mm	560mm
BTC066100	Swing Away - 460mm - SP - S/Steel	995mm	665mm	460mm	305mm	225mm	590mm	560mm
BTC066060	Swing Away - 530mm - AP - S/Steel	995mm	605mm	530mm	305mm	225mm	590mm	560mm
BTC066065	Swing Away - 530mm - SP - S/Steel	995mm	735mm	530mm	305mm	225mm	590mm	560mm
BTC061300	Swing Away - 600mm - AP - S/Steel	995mm	675mm	600mm	305mm	225mm	590mm	560mm
BTC061305	Swing Away - 600mm - SP - S/Steel	995mm	805mm	600mm	305mm	225mm	590mm	560mm

NDIS Item Code 05_091203111_0103_1_2 DVA BE04

Aspire Tilt & Recline Shower Commode - 460/530mm



Backrest may be configured as full length or 3/4 length with the top 1/4 section removable

Open back straps provide greater access for bathing needs

Height adjustable, swing away footrests for optimal positioning and ease of transfers

35° of gas-assisted tilt-in-space functionality minimises manual handling efforts during the showering process

4 x Tente 125mm Levina total locking castors provides brake access from all angles




Safety arms prevent falls and swing back out of the way for transfers

30° of backrest angle adjustment in 10° increments for effortless repositioning and maximum user comfort



Tool-free height adjustment to 4 settings allow the commode to be easily adapted to varying needs



*Seat sold separately



1 YEAR WARRANTY Components

5 YEAR WARRANTY Corrosion

Code	Description	Overall Height	Overall Width	Seat Width	Backrest Height	Armrest Height	Anterior Seat Height	Posterior Seat Height
BTC066030	Tilt & Recline – Swing Away – 460mm	1315 – 1485mm	560mm	460mm	900mm	275mm	460 – 630mm	460 – 620mm
BTC066040	Tilt & Recline – Swing Away – 530mm	1315 – 1485mm	630mm	530mm	900mm	275mm	460 – 630mm	460 – 620mm

NDIS Item Code 05_091203111_0103_1_2 DVA BE04

Aspire Aluminium Commode - 440mm



- Height adjustable shower commode
- Powder coated aluminium finish
- Swing back arms
- Swing away footrests
- 4 x Locking Castors (Attendant Propelled)
- Soft opening PU seat
- Available in self propelled and attendant propelled versions



1 YEAR WARRANTY Components

5 YEAR WARRANTY Corrosion

Code	Description	Overall Height	Overall Width	Seat Width	Backrest Height	Armrest Height	Anterior Seat Height	Posterior Seat Height
BTC068010	Aluminium Commode – AP	990 – 1040mm	460mm	440mm	495mm	220mm	525 – 580mm	525 – 580mm
BTC068020	Aluminium Commode – SP	970 – 995mm	610mm	440mm	490mm	235mm	525 – 570mm	525 – 580mm

NDIS Item Code 05_091203111_0103_1_2 DVA BE04



Aspire Bariatric Shower Commode

Padded seat and arms for maximum comfort

Removable arms to assist with positioning and allow lateral slide transfers

Anti-bacterial frame coating for improved infection control



Super heavy duty bariatric design with 790mm seat and 350kg S.W.L



Comes standard with pan and carrier



4x lockable castors maximise safety by providing carer access to a brake at all angles around the commode

Height adjustable, swing away footrests for optimal positioning and ease of transfers



1 YEAR WARRANTY Components


5 YEAR WARRANTY Corrosion

Code	Description	Overall Height	Overall Width	Seat Width	Backrest Height	Armrest Height	Anterior Seat Height	Posterior Seat Height
BTC061200	Bariatric Shower Commode	990mm	900mm	790mm	430mm	170mm	570mm	570mm

NDIS Item Code 05_091203111_0103_1_2 DVA BE04

Aspire Commode Seats and Accessories

Open Seat




- Moulded and seamless soft PU seats designed for comfort and durability
- Easy clean, fully sealed surface for infection control
- Choose the size appropriately to fit your aspire shower commode
- Adaptable to most shower commode brands

1 YEAR WARRANTY

Code	Description	Width
BTC066600	Open Seat	460mm
BTC066750	Open Seat	530mm
BTC066800	Open Seat	600mm

NDIS Item Code 05_091200111_0103_1_2 DVA BE11

Closed Seat



- Moulded and seamless soft PU seats designed for comfort and durability
- Easy clean, fully sealed surface for infection control
- Choose the size appropriately to fit your aspire shower commode
- Adaptable to most shower commode brands

1 YEAR WARRANTY

Code	Description	Width
BTC066700	Closed Seat	460mm

NDIS Item Code 05_091200111_0103_1_2 DVA BE11

Aspire Hand Made Pressure Reducing Seat




- Hand crafted in Sydney, these pressure care seat surfaces provide comfort and pressure redistribution during extended use
- European Dartex anti-microbial four-way stretch fabric is waterproof and breathable
- Multi-layered foam, with memory foam top layer, to maximise immersion and envelopment for pressure distribution
- Sealed seams for infection control management
- Adaptable seat attachment to suit all shower commode brands
- Max seat height: 65mm
- Fully customisable options to suit specific needs

1 YEAR WARRANTY

Code	Description	Width
BTC089122*	Pressure Reducing – Open Front	320mm
BTC089124*	Pressure Reducing – Closed Front	320mm
BTC089126*	Pressure Reducing – Open Front	400mm
BTC089128	Pressure Reducing – Closed Front	400mm
BTC089130	Pressure Reducing – Open Front	460mm
BTC089140	Pressure Reducing – Closed Front	460mm
BTC089150	Pressure Reducing – Open Left	460mm
BTC089160	Pressure Reducing – Open Right	460mm
BTC089170	Pressure Reducing – Open Front	500mm
BTC089180	Pressure Reducing – Closed Front	500mm
BTC089190	Pressure Reducing – Open Front	550mm
BTC089200	Pressure Reducing – Closed Front	550mm
BTC089210	Pressure Reducing – Open Front	600mm
BTC089220	Pressure Reducing – Closed Front	600mm
BTC089230	Pressure Reducing – Open Front	650mm
BTC089240	Pressure Reducing – Closed Front	650mm
BTC089250	Pressure Reducing – Customised	

NDIS Item Code 05_091200111_0103_1_2 DVA BE11 * DVA BE15

ROHO® Padded Seats



- High level pressure relief
- Interconnected air cells help disperse pressure
- Includes cover
- Fully washable

Code	Description
BTC067500	Closed Seat – 380mm x 425mm
BTC067900	Closed Seat – 425mm x 425mm
BTC067600	Closed Seat – 425mm x 470mm
BTC067300	Closed Seat – 470mm x 470mm

NDIS Item Code 05_091200111_0103_1_2

Aspire Self Propelling Conversion Kit



Converts Attendant Propelled Shower Commodes into Self Propelling version.
Self propelling kit includes:

- 22" solid wheels with black spokes and push rims
- Quick release axles and mounting hardware
- Anti-tippers with roller wheels
- Clamp-on hand brakes

1 YEAR WARRANTY

* Not compatible with Bariatric (BTC061200, BTC061400), Tilt and Recline (BTC066030, BTC066040) or Aluminium Shower Commodes (BTC068010, BTC068020).

Code	Description
BTC082900	Self Propelling Conversion Kit

NDIS Item Code 05_091200111_0103_1_2 DVA BE11



Elevating Legrests



- Assists in leg and foot positioning or elevation, most commonly to treat oedema
- Legrest is angle adjustable to six positions
- Footplate is height and angle adjustable
- Fits all Aspire Shower Commodes with swing away legrests

NDIS Item Code 05_091200111_0103_1_2

Code	Description	Warranty
BTC067108M	Left – Non-Tilt Commodes Only – Matte Finish	1 Year
BTC067109M	Right – Non-Tilt Commodes Only – Matte Finish	1 Year
BTC067110M	Left – Tilt in Space Commodes Only – Matte Finish	1 Year
BTC067115M	Right – Tilt in Space Commodes Only – Matte Finish	1 Year

Commode Bowl



- Assists in the collection of waste
- Bowl washable to 95°C

Code	Description	Warranty
BTC081610	Commode bowl w/lid and handle	1 Year

NDIS Item Code 05_091200111_0103_1_2 DVA BE03

Bed Pan



- Assists in the collection of waste
- Bed pan autoclavable

Code	Description	Warranty
BTT151800	Bed Pan	1 Year

NDIS Item Code 05_098800044_0103_1_2 DVA BE03

Adjustable Pelvic Belt



- Adjustable belt to assist with pelvic and lower thoracic positioning and safety.
- Durable and washable to 95°C
- Plastic buckle reduces chill when in contact with users skin

Code	Description	Warranty
BTC067100	Adjustable Pelvic Belt	1 Year

NDIS Item Code 05_091200111_0103_1_2 DVA BE11

Lateral Supports



- Width and height adjustable thoracic positioning and lumbar spine support
- Adaptable clamp also fits other shower commode brands

*Not compatible with BTC061200, BTC068010 and BTC068020

Code	Description	Warranty
WCA867010	Lateral Supports	1 Year

DVA BE11

Advanced Headrest



- Height and depth adjustable padded headrest for head and neck positioning and support
- Adaptable to other brands

*Not compatible with BTC061200, BTC068010 and BTC068020

Code	Description	Warranty
BTC067050	Advanced Headrest	1 Year

NDIS Item Code 05_091200111_0103_1_2 DVA BE11

Legrest with Calf Pad



- Assists in leg and foot positioning or elevation, most commonly to treat oedema

Code	Description	Warranty
GSP342419	Legrest with Calf Pad – Left	1 Year
GSP342420	Legrest with Calf Pad – Right	1 Year

NDIS Item Code 03_090000911_0103_1_1

Stump Support



- Adjustable support for amputees
- Adaptable clamp fits most shower commode brands

*Not compatible with BTC061200, BTC068010 and BTC068020

Code	Description	Warranty
BTC067105	Stump Support	1 Year

NDIS Item Code 05_091200111_0103_1_2 DVA BE11

Adjustable IV Pole



- Clamp-on stainless steel pole to organise intravenous equipment
- Height adjustable
- Adaptable clamp fits most shower commode brands

Code	Description	Warranty
BTC067103	Adjustable IV Pole	1 Year

NDIS Item Code 05_091200111_0103_1_2 DVA AT12

Oxygen Bottle Carrier

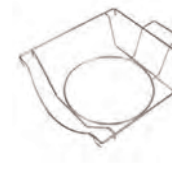


- 140mm diameter stainless steel holder suits sizes Oxygen Bottle sizes C to D
- Adaptable clamp fits most shower commode brands

Code	Description	Warranty
BTC067200	Oxygen Bottle Carrier	1 Year

NDIS Item Code 05_091200111_0103_1_2 DVA BE11

Commode Bowl & Pan Carrier



- Stainless steel, slides easily under seat
- Carries a commode bowl with lid, or standard size bed pan

Compatible with Bowl (BTC081610) or Pan (BTT151800)

Code	Description
BTC066400	Pan Carrier – 460mm – 600mm

NDIS Item Code 05_091200111_0103_1_2 DVA BE11

Aspire Shower Commodes Accessories Matrix

ASPIRE SHOWER COMMODOES – ACCESSORIES MATRIX

Code	Accessories	DVA:	Accessories Fit Commode Code(s)									
			SA Footrest			TIS		WB Platform			Alumini	
			BE04	BE04	BE04	BE04	BE04	BE04	BE04	BE04	BE04	BE04
Aspire Padded Seats												
BTC066500	Shower Commode Seat – Closed 410mm	-										
BTC066600	Shower Commode Seat – Open 460mm	BE11										
BTC066700	Shower Commode Seat – Closed 460mm	BE11										
BTC066750	Shower Commode Seat – Open 530mm	BE11										
BTC066800	Shower Commode Seat – Open 600mm	BE11										
Aspire Hand Made Pressure Seat – Customisation Available												
BTC089130	Shower Commode Seat – Hand Made Pressure Reducing – 460mm – Open Front	BE11										
BTC089140	Shower Commode Seat – Hand Made Pressure Reducing – 460mm – Closed Front	BE11										
BTC089150	Shower Commode Seat – Hand Made Pressure Reducing – 460mm – Open Left	BE11										
BTC089160	Shower Commode Seat – Hand Made Pressure Reducing – 460mm – Open Right	BE11										
BTC089170	Shower Commode Seat – Hand Made Pressure Reducing – 500mm – Open Front	BE11										
BTC089180	Shower Commode Seat – Hand Made Pressure Reducing – 500mm – Closed Front	BE11										
BTC089190	Shower Commode Seat – Hand Made Pressure Reducing – 550mm – Open Front	BE11										
BTC089200	Shower Commode Seat – Hand Made Pressure Reducing – 550mm – Closed Front	BE11										
BTC089210	Shower Commode Seat – Hand Made Pressure Reducing – 600mm – Open Front	BE11										
BTC089220	Shower Commode Seat – Hand Made Pressure Reducing – 600mm – Closed Front	BE11										
BTC089230	Shower Commode Seat – Hand Made Pressure Reducing – 650mm – Open Front	BE11										
BTC089240	Shower Commode Seat – Hand Made Pressure Reducing – 650mm – Closed Front	BE11										
BTC089250	Shower Commode Seat – Customised (as per script)	BE11										
ROHO Padded Seats – Additional Accessory for Seats												
BTC067250	Shower Commode Seat – Pressure Care – ROHO 18.5x16in	-										
BTC067300	Shower Commode Seat – Pressure Care – ROHO 18.5x18.5in	-										
BTC067400	Shower Commode Seat – Pressure Care – ROHO 18.5x20in	-										
Other Accessories												
BTC066400	Bowl & Pan Carrier – Aspire Shower Commodes – 460/530/600mm	BE11										
BTC067000	Armrest Padded Offset – Aspire Shower Commodes – 600mm WB only (BTC061400)	-										
BTC067050	Advanced Headrest – Aspire Shower Commodes	BE11										
BTC067100	Pelvic Strap – Adjustable – Aspire Shower Commodes	BE11										
BTC067101	Shower Commode Clamp On Thoracic Supports – Aspire	-										
BTC067102	Shower Commode Clamp On Thoracic Supports – TIS Commode – Aspire	-										
BTC067103	IV Pole – Adjustable – Aspire Shower Commodes	AT12										
BTC067104	Shower Commode Standard Headrest – Aspire	-										
BTC067105	Stump Support (left/right) – Clamp On – Aspire Shower Commodes	BE11										
BTC067200	Oxygen Bottle Carrier – Aspire Shower Commodes	BE11										
BTC082900	Self Propelling Kit – Aspire Shower Commodes – 22in Wheels	BE11										
BTC081610	Bowl & Lid – Aspire – Classic/Deluxe Bedside/Shower Commodes	BE03										
BTT151800	Bed Pan – Standard – Aspire	BE03										
Aspire – Other Accessories												
BTC067108M	Elevating Legrest – LEFT – Non-Tilt Commodes Only – Matte Finish	-										
BTC067109M	Elevating Legrest – RIGHT – Non-Tilt Commodes Only – Matte Finish	-										
BTC067110M	Elevating Legrest – LEFT – TIS Commodes Only – Matte Finish	-										
BTC067115M	Elevating Legrest – RIGHT – TIS Commodes Only – Matte Finish	-										



Verto Electric Height Adjustable Tilt in Space



- Robust, lightweight design
- Removable and height adjustable polyurethane backrest
- Ergonomic release handle for High / Low adjustment
- 125mm anti-static total lock maintenance free castors
- Height Adjustable padded Headrest
- Epoxy powder coated stainless steel frame
- Plastic clip on clip off seat pan runners
- Padded swing back armrests
- Clip on seat can be easily removed for cleaning
- Swing away, height adjustable footrests with padded calf supports
- Removable battery



Code	Description	Overall Width	Seat Width	Seat Height	Backrest Height	Tilt Angle
BTC069502	Electric Tilt in Space – Height Adjustable	670mm	470mm	530mm	520mm	30°

NDIS Item Code 05_091203111_0103_1_2



Verto Shower Commode – Swing Away Footrests



- Adjustable seat height in increments of 25mm
- Depth and height adjustable polyurethane backrest which is removable for cleaning purposes
- Robust, lightweight stainless steel construction
- Height adjustable swing-away footrests
- Padded swing back armrests
- 5 year warranty
- *Seat Sold Separately



Code	Description	Overall Width	Seat Width	Seat Height	Backrest Height
BTC069490*	Swing Away – 475mm – Att Prop	545mm	475mm	495 – 620mm	485mm
BTC069450	Swing Away – 550mm – Att Prop	645mm	550mm	520 – 645mm	485mm
BTC069480*	Swing Away – 475mm – Self Prop	660mm	475mm	495 – 620mm	485mm
BTC069460	Swing Away – 550mm – Self Prop	790mm	550mm	520 – 645mm	485mm
BTC066300	Shower Commode Bedpan and Bowl Carrier				

NDIS Item Code 05_091203111_0103_1_2 *DVA BE04

Verto Shower Commode – Weight Bearing Platform



- Adjustable seat height in increments of 25mm
- Depth and height adjustable polyurethane backrest which is removable for cleaning purposes
- Weight bearing platform
- Robust, lightweight stainless steel construction
- Padded swing back armrests
- 5 year warranty
- *Seat Sold Separately



Code	Description	Overall Width	Seat Width	Seat Height	Backrest Height
BTC069495	WB Platform – 475mm – Att Prop	550mm	475mm	500 – 625mm	485mm
BTC066300	Shower Commode Bedpan and Bowl Carrier				

NDIS Item Code 05_091200111_0103_1_2





Bedpan and Bowl Carrier

Verto Tilt in Space Shower Commode



- Gas assisted tilt in space design
- Polyurethane backrest which is removable for cleaning purposes
- Robust, lightweight stainless steel construction
- Padded swing back armrests
- Height adjustable swing away footrests with calf padding
- 5 year warranty
- Attendant Propelled
- 10° – 35° tilt
- *Seat Sold Separately



Code	Description	Overall Height	Overall Depth	Seat Width	Seat Height	Seat Depth	Backrest Height
BTC069470	Tilt in Space Shower Commode – 550mm	1474mm	1060mm	550mm	590mm	450mm	900mm
BTC069500*	Tilt in Space Shower Commode – 475mm	1474mm	1060mm	475mm	590mm	450mm	900mm

NDIS Item Code 05_091203111_0103_1_2 * DVA BE04



Verto Electric Tilt in Space - Bariatric



- Stainless steel, robust design
- Multi height vertical push handle
- Handmade clip-on pressure reducing backrest, removable for cleaning and infection control
- Padded swing back armrests
- Multi position headrest for improved comfort during TIS positioning
- Removable rechargeable battery pack
- Water resistant IPX6 electric actuators for a smooth and effortless tilt action
- Handset controller



Code	Description	Overall Width	Seat Width	Seat Height	Backrest Height	Tilt Angle
BTC069505	TIS Electric Tilt – 600mm – Att Prop	700mm	600mm	590mm	630mm	10° – 35°
BTC069507	TIS Electric Tilt – 700mm – Att Prop	800mm	700mm	590mm	630mm	10° – 35°

NDIS Item Code 05_091203111_0103_1_2

Verto Shower Commode Seat Options

All seats below are compatible with the Verto Shower Commode Range



Code	Description
BTC069520	Polyurethane – Closed Front – 470mm
BTC069510*	Polyurethane – Open Front – 470mm

NDIS Item Code 05_091200111_0103_1_2

* DVA BE11

Code	Description
BTC089131	Pressure Reducing Seat – Open – Width 460mm
BTC089130*	Pressure Reducing Seat – Closed – Width 460mm

NDIS Item Code 05_091200111_0103_1_2

* DVA BE11

Code	Description
BTC069525	Shower Commode Seat – Open Front w/ Pan Carrier Runners – 550mm
BTC069530	Shower Commode Seat – Open Front w/ Pan Carrier Runners – 550mm

NDIS Item Code 05_091200111_0103_1_2



Self Propelled

Ocean Mobile Shower Commode (Transit)



- The chairs all have height adjustable armrests, footrests, and overall height making the chairs comfortable and safe for both patient and carer
- Transit version can be retrofitted to self-propelled model
- All metal parts are made of stainless steel, including the inside and outside of the gas spring on the Ocean VIP
- Three tool-less height adjustments to suit bed/ chair/wheelchair transfers
- Tool-less, height-adjustable seat and footplate
- Ergonomic, flip-up armrests are also height adjustable (Allen key required – supplied)
- Washable, tension-adjustable backrest with quick-release buckles
- Ergonomically-designed seat
- 4 brake castors for optimum safety
- Directional castor lock
- Easy to clean with removable seat
- Full range of accessories available
- Comes with soft seat, pan holder and pan with lid as standard
- Warranty – 5 years on frame, 2 years on components, 6 months on seat and backrest cover



Code	Description	Overall Width	Overall Height	Seat Width	Seat Depth	Armrest Height	Lower Leg Length	Product Weight
BTC083732	Ocean Mobile Shower Commode (Transit)	560mm	477 – 600mm	480mm	450mm	680 – 810mm	280 – 530mm	14.5kg
BTC083734	Ocean Mobile Shower Commode (Self Propelled)	675mm	477 – 600mm	480mm	450mm	680 – 810mm	280 – 530mm	19.5kg

NDIS Item Code 05_091203111_0103_1_2 DVA BE04

Ocean VIP Shower Commode with Tilt



- Seat tilt can be individually adjusted (tilt angle 0° – 35°)
- Height adjustable armrests, footrests and overall height
- All metal parts are made of stainless steel
- Seat height has three tool-less height adjustments to suit bed/chair/wheelchair transfers
- Height and angle adjustable footrests (Tool-less)
- Washable, tension-adjustable backrest with quick-release buckles
- Ergonomically-designed seat
- 4 braked castors for optimum safety
- Directional castor lock
- Full range of accessories available
- Comes with soft seat, pan holder and pan with lid as standard
- Warranty – 5 years frame, 2 years components, 6 months on seat and backrest cover



Code	Description	Overall Width	Overall Height	Seat Width	Seat Depth	Armrest Height	Product Weight
BTC083736	Ocean VIP Shower Commode – Tilt	595mm	420 – 520mm	500mm	450mm	215 – 245mm	23.5kg
BTC083738	Ocean VIP Shower Commode – Tilt w/ Reclining Backrest	625mm	420 – 520mm	500mm	450mm	215 – 245mm	28.3kg

NDIS Item Code 05_091203111_0103_1_2 DVA BE04

Aquatec Ocean VIP Accessories



Code	Description	Code	Description
BTC087606	Shower Commode Safety Bar – Invacare (Ocean & VIP models)	BTC087622	Shower Commode Calf Support – Below Knee (Ocean VIP – Right)
BTC087608	Shower Commode Safety Bar – Invacare (XL models)	BTC087624*	Shower Commode Armrest Lock (Ocean VIP)
BTC087610	Safety Frame (Toilet–Knockdown)	BTC087626*	Shower Commode Armrest Lock (Ocean)
BTC087612	Shower Commode Calf Support – Below Knee (Ocean – L or R)	BTC087628*	Shower Commode Armrest (Ocean XL)
BTC087614	Shower Commode Calf Support – Above Knee (Ocean XI – L or R)	BTC087630	Shower Commode Chest Belt (Ocean & VIP)
BTC087616	Shower Commode Calf Support – Above Knee (Ocean VIP – Left)	BTC087632	Shower Commode Pelvis Belt (Ocean & VIP)
BTC087618	Shower Commode Calf Support – Above Knee (Ocean VIP – Right)	BTC087636	Shower Commode Anti-Tippers (Ocean & VIP)
BTC087620	Shower Commode Calf Support – Below Knee (Ocean VIP – Left)	BTC087640	Shower Commode Seat – Universal Soft Seat Ocean
		BTC087642	Shower Commode Seat – Ergonomic Hygiene Recess Seat
		BTC087648*	Shower Commode Insert (Recess Cover–Soft Seat)
		BTC087644*	Shower Commode Clip Frame (Ocean)
		BTC087638*	Shower Commode Flat Pin (Height–Adj–Footrest)

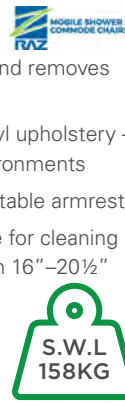
NDIS Item Code 05_091200111_0103_1_2 DVA BE15 * DVA BE11



Shower Commode Att Prop.

- Stainless steel frame & hardware
- Adjustable frame height
- Adjustable tension fabric backrest
- Commode Pan
- Dual – locking casters
- Moulded Seat: Available sizes available sizes: 18”x16” and 18”x19”
- Pelvic Alignment – provides 2” of fore/aft adjustment so the seat can be aligned with the pelvis

- Seat locks in place for transfers and removes easily for cleaning
- Fixed Back – Molded, flexible vinyl upholstery – suitable for infection control environments
- Back provides flip-up angle adjustable armrests
- Adjustable Footrests – removable for cleaning and swings out easily. Available in 16”–20½” and extended length 18”–22½”
- Telescoping Caster Extensions
- Adjustable tension fabric back



Code	Description
BTC091400	Attendant Propelled – As per script

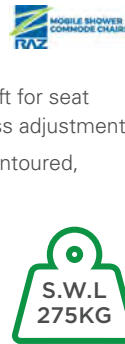
NDIS Item Code 05_091203121_0103_1_2



Shower Commode Self Prop.

- Molded Seats
- Ischial Pelvic Alignment Systems – Exclusive to Raz, Ischial Pelvic Alignment System (IPAS), provides 2” (5 cm) of fore/aft or 1” (2.5 cm) of lateral seat adjustment
- Multi-Position Back
- Adjustable Footrests
- Telescoping Caster Experience
- Commode Pan

- Flip-up Padded Arms
- Backrest assembly adjusts fore/aft for seat depth change and center-of-mass adjustment
- 23”W (58 cm) x 18”D (46 cm) contoured, molded seat
- 22”W (56 cm) stainless steel frame with 4” (10 cm) of height adjustment



Code	Description
BTC091410	Self Propelled – As per script

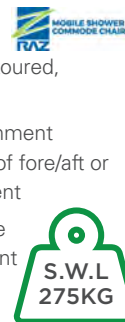
NDIS Item Code 05_091203121_0103_1_2



Shower Commode Tilt-in-Space

- Extensive range of options available
- Flip-up padded arms
- Backrest assembly adjusts fore/ aft for seat depth change and center-of-mass adjustment
- 22” or 24” (56 or 60 cm) rear wheels
- 2 dual-locking (swivel and roll) casters
- Tension-adjustable back upholstery

- 23”W (58 cm) x 18”D (46 cm) contoured, molded seat
- Exclusive to Raz, Ischial Pelvic Alignment System (IPAS), provides 2” (5 cm) of fore/aft or 1” (2.5 cm) of lateral seat adjustment
- 22”W (56 cm) stainless steel frame with 4” (10 cm) of height adjustment
- Adjustable, heavy-duty footrests



Code	Description
BTC091420	Tilt-In-Space – As per script

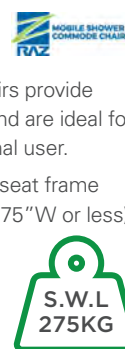
NDIS Item Code 05_091203121_0103_1_2



Shower Commode Compact TIS

- Highly configurable, adjustable and comfortable rehab shower commode chair
- Electro-polished stainless steel frames with easy access for users and caregivers
- Contoured seats molded with soft integral skin foam – adjusts to accommodate pelvic rotation with a centering of the aperture around the user’s ischial tuberosities.

- RAZ rehab shower commode chairs provide positioning, pressure reduction, and are ideal for the rehab client and the institutional user.
- Standard Base Frame with 18”W seat frame (fits over standard toilet bowls 15.75”W or less), with 40° of tilt range, adjustable seat depth and back angle, four dual-locking 5” castors, and molded headrest (10”x4”)



Code	Description
BTC091430	Compact TIS – As per script

NDIS Item Code 05_091203111_0103_1_2



K Care Shower Commode Budget

Code	Description
BTC070400	Budget – Att Prop
BTC081100	Optional Sliding Footplate

NDIS Item Code 05_091203111_0103_1_2



K Care Shower Commode with Weight Bearing Platform

Code	Description
BTC070650	WB Platform – Att Prop
BTC077950	WB Platform – Self Prop

NDIS Item Code 05_091203111_0103_1_2



K Care Shower Commode Swing Away Footrest

Code	Description
BTC071000	SA Footrest – 400mm – Att Prop
BTC070900	SA Footrest – 440mm – Att Prop

NDIS Item Code 05_091203111_0103_1_2



K Care Shower Commode Self Propelling

Code	Description
BTC077900	SA Footrest – 440mm – Self Prop
BTC063400	SA Footrest – 500mm – Self Prop

NDIS Item Code 05_091203111_0103_1_2



K Care Shower Commode Folding

Code	Description
BTC071400	Folding – SA Footrest – Att Prop
BTC080500	Folding – SA Footrest – Self Prop
BTC080600	Folding – Left Hand Opening Frame – SA Footrest – Self Prop
BTC080700	Folding – Right Hand Opening Frame – SA Footrest – Self Prop

NDIS Item Code 05_091203111_0103_1_2



K Care Shower Commode Child

Code	Description
BTC084800	Child – SA Footrest – Att Prop
BTC085200	Child – SA Footrest – Self Prop

NDIS Item Code 05_091203111_0103_1_2



K Care Shower Commode Maxi

Code	Description
BTC062100	Maxi – SA Footrest – 500mm – Att Prop
BTC062200	Maxi – SA Footrest – 600mm – Att Prop
BTC062300	Maxi – SA Footrest – 650mm – Att Prop

NDIS Item Code 05_091203111_0103_1_2



K Care Shower Commode Maxi Platform Footrest

Code	Description
BTC061700	Maxi – WB Platform – 550mm – Att Prop
BTC061800	Maxi – WB Platform – 600mm – Att Prop
BTC061900	Maxi – WB Platform – 650mm – Att Prop

NDIS Item Code 05_091203111_0103_1_2



K Care Shower Commode Tilt

Code	Description
BTC071100	Tilt – SA Footrest – 440mm
BTC071200	Tilt Deluxe – Padded Armrests & Side Panels – 440mm
BTC071350	Tilt – SA Footrest – 500mm

NDIS Item Code 05_091203111_0103_1_2



K Care Shower Commode Maxi Tilt (Electric)

Code	Description
BTC064300	Maxi Tilt (Electric) – Att Prop – 600mm

K Care Shower Commode Accessories



K Care Shower Commode Accessories Matrix

K Care Shower Commodes Accessories Matrix			Accessories Fit Commode Code(s)																			
Retrofit (can be easily fitted to commode)		DVA:	BTC070400	BTC070650	BTC070900	BTC077950	BTC071000	BTC084800	BTC085200	BTC071400	BTC080500	BTC080600	BTC080700	BTC077900	BTC071100	BTC071200	BTC062000	BTC061700	BTC061800	BTC061900	BTC063400	
Code	Accessory Description		BE04	BE04	BE04												BE04	BE04	BE04		BE04	
1	BTC075500 Urethane Closed Seat 440 mm	-																				
2	BTC075700 Urethane Open Seat 440 mm	-																				
3	BTC080200 Stump Support Right	-																				
4	BTC075900 Padded Tie on Closed Seat	-																				
5	BTC074600 IV Pole	-																				
	BTC076500 Bowl Carrier S/S Junior	-																				
6	BTC081610 Commode Bowl with Lid & Handle	BE03																				
7	BTC077100 Pan Carrier S/S	-																				
	BTC077000 Pan Carrier S/S Junior	-																				
	BTT151800 Bed Pan	BE03																				
8	BTT148000 Bed Pan (Slipper) – Small	BE03																				
	BTT161500 Bed Pan (Slipper) – Large	BE03																				
9	BTC075000 Oxygen Bottle Carrier	-																				
	BTC074800 Lock Down Arms	-																				
10	BTC079600 Contoured Headrest	-																				
11	BTC075100 Pommel	-																				
	BTC078400 Brake Extension	-																				
	BTC078900 Footplate Extended	-																				
	BTC080300 Swing Away Footrests	-																				
12	BTC080350 Swing Away Footrests for BTC062100	-																				
	BTC078500 Elevating Footrest – Left	-																				
13	BTC078700 Elevating Footrest – Right	-																				
	BTC072200 Padded Arms	-																				
	BTC071900 Swing Up Arms	-																				
14	BTC071800 Pelvic Strap – Fitted	-																				
15	BTC072300 Padded Arms – Fitted	-																				
	BTC072350 Padded Arms – Swing Up	-																				
	BTC072000 Swing Up Arms – Short	-																				
	BTC071900 Swing Up Arms S/Steel	-																				
	BTC073500 Gutter Supports	-																				

Shower Seating



Aspire Shower Chair



Contoured plastic seat for comfort

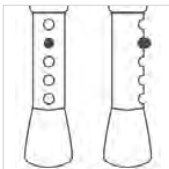
Raised armrests to assist with transfer



Heavy duty, reinforced frame

Available in Aluminium or Steel

Height adjustable legs to suit user



Durable non-slip feet for safety



1 YEAR WARRANTY Structure
5 YEAR WARRANTY Corrosion

Code	Description	Overall Width	Overall Depth	Overall Height	Between Arms	Seat Width	Seat Depth	Seat Height	Product Weight
BTS118000	Shower Chair with Arms – Steel	512mm	570mm	735 – 910mm	470mm	440mm	400mm	375 – 550mm	3.4kg
BTS118005	Shower Chair with Arms – Aluminium	512mm	570mm	735 – 910mm	470mm	440mm	400mm	375 – 550mm	3.1kg

NDIS Item Code 05_093305121_0103_1_2 DVA AZ04

Aspire Shower Seating

Aspire Shower Chair - Wide



- Reinforced wide frame provides stability for larger users
- Contoured plastic seat provides postural support, improves drainage and reduces skin adhesion
- Easy push button height adjustment legs for changing needs
- Additional height increments on one leg to accommodate uneven surfaces
- Raised armrests assists the user transferring on and off the elevated seat
- Durable non-slip feet provide excellent grip and stability in wet conditions and a stainless steel washer within enhances durability



1 YEAR WARRANTY Structure

5 YEAR WARRANTY Corrosion

Code	Description	Overall Width	Overall Depth	Overall Height	Between Arms	Seat Width	Seat Depth	Seat Height	Product Weight
BTS118010	Shower Chair with Arms – Wide – Steel	570mm	570mm	735 – 910mm	525mm	440mm	400mm	375 – 550mm	3.9kg
BTS118015	Shower Chair with Arms – Wide – Aluminium	570mm	570mm	735 – 910mm	525mm	440mm	400mm	375 – 550mm	3.3kg

NDIS Item Code 05_093305121_0103_1_2 DVA AZ04

Aspire MAXI Shower Chair - Wide



- Super heavy duty adjustable width shower chair
- Soft padded seat, back and arms provide postural support
- Reinforced aluminium frame accommodates bariatric users and is corrosion resistant
- Height adjustable legs with easy C-Clip adjustment points
- Raised armrests to assist the user in transferring on and off the chair
- Durable non-slip feet provide excellent grip and stability in wet conditions. Stainless steel washer enhances durability



1 YEAR WARRANTY Structure

5 YEAR WARRANTY Corrosion

Code	Description	Overall Width	Overall Depth	Overall Height	Between Arms	Seat Width	Seat Depth	Seat Height
BTS118020	MAXI Shower Chair	645 – 845mm	495mm	670 – 1005mm	575 – 775mm	575 – 775mm	455mm	455 – 575mm

NDIS Item Code 05_093305121_0103_1_2 DVA AZ04

Aspire Homecare Shower Chair



- Provides a complete seating support for users with reduced mobility during showering
- Durable high grip feet for stability and safety
- Adjustable legs to suit a wide range of users
- Raised armrests assist the user in transferring on and off
- Flat pack design allows retail boxes to display conveniently on shelves saving valuable floor space



1 YEAR WARRANTY

Code	Description	Overall Width	Overall Depth	Overall Height	Between Arms	Seat Width	Seat Depth	Seat Height
BTS118025	Homecare Shower Chair	525mm	340mm	750 – 880mm	465mm	410mm	340mm	440 – 570mm

NDIS Item Code 05_093305121_0103_1_2 DVA AZ04



Shower Chair - HBA402

- Solid plastic seat, perforated for drainage
- Height adjustable legs to suit users
- Thicker, more durable powder coated aluminium frame to prevent scuffs and scratches
- S-bend shaped frame, provides maximum space between the armrests
- Slip resistant suction rubber tips



S.W.L 140KG 1 YEAR WARRANTY

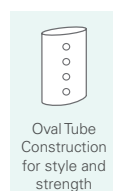
Code	Description	Overall Width	Overall Depth	Overall Height	Seat Width	Seat Depth	Seat Height
BTS150110	Premium Shower Chair - 140kg	600mm	640mm	790 - 940mm	440mm	370mm	440 - 590mm

NDIS Item Code 05_093305121_0103_1_2 DVA AZ04



Oval Tube Shower Chair - HBA407

- Solid plastic seat, perforated for drainage
- Height adjustable legs to suit users
- S-bend shaped frame, provides maximum space between the armrests
- Splash guard included
- Thicker, more durable powder coated aluminium frame to prevent scuffs and scratches
- Slip resistant suction rubber tips
- Purchased separately: Extension Legs (GSP650100)



S.W.L 200KG 1 YEAR WARRANTY

Code	Description	Overall Width	Overall Depth	Overall Height	Seat Width	Seat Depth	Seat Height
BTS150130	Oval Tube Shower Chair	560mm	605mm	795 - 945mm	440mm	370mm	440 - 590mm

NDIS Item Code 05_093305121_0103_1_2 DVA AZ04



Shower Chair - HBA391-A

- Solid plastic seat, perforated for drainage
- Anti-slip rubber tips
- Height adjustable legs
- Powder coated aluminium frame



S.W.L 130KG 1 YEAR WARRANTY

Code	Description	Overall Width	Overall Depth	Overall Height	Seat Width	Seat Depth	Seat Height
BTS150200	Shower Chair - 130kg	530mm	510mm	770 - 895mm	440mm	370mm	415 - 540mm

NDIS Item Code 05_093305121_0103_1_2 DVA AZ04



Aspire Shower Stool

- Clip on seat attachment - For easy assembly and cleaning
- Height adjustable legs - Easy push button height adjustment for changing needs
- Additional height increments on one leg - Accommodates uneven surfaces
- All frames are individually treated for corrosion resistance
- Raised armrests - Assist the user transferring on and off the chair
- Seat with anterior tilt - Facilitates standing from sitting and provides greater comfort for stiff or painful hips
- Raised armrests - Assist the user transferring on and off the stool
- Durable non-slip feet - Provide excellent grip and stability in wet conditions and a stainless steel washer within enhances durability
- Available in Aluminium or Steel



S.W.L 175KG 1 YEAR WARRANTY Structure 5 YEAR WARRANTY Corrosion

Code	Description	Overall Width	Overall Depth	Overall Height	Between Arms	Seat Width	Seat Depth	Seat Height	Product Weight
BTS119000	Shower Stool - Steel	545mm	400mm	670 - 855mm	495mm	375mm	310mm	470 - 655mm	3.8kg
BTS119005	Shower Stool - Aluminium	545mm	400mm	670 - 855mm	495mm	375mm	310mm	470 - 655mm	3.1kg

NDIS Item Code 05_093305121_0103_1_2 DVA AZ04



Aspire Shower Stool with Padded Seat

- Angled seat to help with standing
- Raised armrests to assist with transfers
- Clip on seat padded seat for comfort
- Height adjustable legs to suit user
- Additional height increments on one leg to accommodate uneven surfaces
- All frames are individually treated for corrosion resistance
- Durable non-slip feet provide excellent grip and stability in wet conditions
- Available in Aluminium or Steel
- Heavy duty frame



S.W.L 175KG 1 YEAR WARRANTY Structure 5 YEAR WARRANTY Corrosion

Code	Description	Overall Width	Overall Depth	Overall Height	Between Arms	Seat Width	Seat Depth	Seat Height	Product Weight
BTS119020	Shower Stool	545mm	400mm	670 - 855mm	495mm	375mm	310mm	470 - 655mm	3.8kg

NDIS Item Code 05_093305121_0103_1_2 DVA AZ04



Aspire Shower Stool with Padded Seat & Back

- Features deluxe padded seat and backrest for added user comfort and support
- Angled seat to help with standing
- Raised armrests to assist with transfers
- Clip on seat padded seat for comfort
- Height adjustable legs to assist user
- Additional height increments on one leg to accommodate uneven surfaces
- All frames are individually treated for corrosion resistance
- Durable non-slip feet provide excellent grip and stability in wet conditions
- Available in Aluminium or Steel
- Heavy duty frame



S.W.L 175KG 1 YEAR WARRANTY Structure 5 YEAR WARRANTY Corrosion

Code	Description	Overall Width	Overall Depth	Overall Height	Between Arms	Seat Width	Seat Depth	Seat Height	Product Weight
BTS119025	Shower Stool with Padded Seat and Back - Aluminium	545mm	400mm	670 - 855mm	495mm	375mm	310mm	470 - 655mm	6.8kg

NDIS Item Code 05_093305121_0103_1_2 DVA AZ04



Aspire Shower Stool - Wide



- Raised armrests to assist with transfer
- Clip on seat and padded backrest for comfort
- Height adjustable legs to suit user
- Angled seat to help with standing
- All frames are individually treated for corrosion resistance
- Durable non-slip feet provide grip and stability in wet conditions and a stainless steel washer within enhances durability
- Available in Aluminium or Steel



1 YEAR WARRANTY Structure

5 YEAR WARRANTY Corrosion

Code	Description	Overall Height	Overall Width	Overall Depth	Between Arms	Seat Width	Seat Depth	Seat Height	Product Weight
BTS119010	Shower Stool - Wide - Steel	575 - 765mm	570mm	500mm	525mm	420mm	365mm	425 - 615mm	3.8kg
BTS119015	Shower Stool - Wide - Aluminium	575 - 765mm	570mm	500mm	525mm	420mm	365mm	425 - 615mm	3.1kg

NDIS Item Code 05_093305121_0103_1_2 DVA AZ04



Aspire MAXI Shower Stool



- Super heavy duty adjustable width shower stool
- Soft padded seat and arms provide postural support
- Reinforced aluminium frame accommodates bariatric users and is corrosion resistant
- Height adjustable legs with easy C-Clip adjustment points
- Raised armrests to assist the user in transferring on and off the stool
- Durable non-slip feet provide excellent grip and stability in wet conditions. Stainless steel washer enhances durability



1 YEAR WARRANTY Structure

5 YEAR WARRANTY Corrosion

Code	Description	Overall Width	Overall Depth	Overall Height	Between Arms	Seat Width	Seat Depth	Seat Height
BTS119030	MAXI Shower Stool	645 - 845mm	495mm	670 - 790mm	575 - 775mm	575 - 775mm	455mm	455 - 575mm

NDIS Item Code 05_093305121_0103_1_2 DVA AZ04



Aspire Homecare Shower Stool



- Allows for a more comfortable bathing experience for users who require that little bit of extra support
- Durable high grip feet for stability and safety
- Adjustable legs to suit a wide range of users
- Raised armrests assist the user in transferring on and off
- Flat pack design allows retail boxes to display conveniently on shelves saving valuable floor space



1 YEAR WARRANTY Structure

5 YEAR WARRANTY Corrosion

Code	Description	Overall Width	Overall Depth	Overall Height	Seat Width	Seat Depth	Seat Height
BTS119035	Homecare Shower Stool	525mm	340mm	590 - 720mm	410mm	340mm	440 - 570mm

NDIS Item Code 05_093305121_0103_1_2 DVA AZ04



Premium Shower Stool - HBA403



- Moulded plastic seat, perforated for drainage
- Thicker, more durable powder coated aluminium frame to prevent scuffs and scratches
- S-bend shaped frame, provides maximum space between the armrests
- Slip resistant suction rubber tips
- Height adjustable legs
- Purchased separately: Freedom Backrest (BTS150125) for added support



1 YEAR WARRANTY

Code	Description	Overall Width	Overall Depth	Overall Height	Seat Width	Seat Depth	Seat Height
BTS150120	Premium Shower Stool	580mm	440mm	670 - 820mm	400mm	330mm	490 - 640mm
BTS150125	Backrest only - HBA403C						

NDIS Item Code 05_093305121_0103_1_2 DVA AZ04



Oval Tube Shower Stool - HBA408



- Moulded seat, perforated for drainage
- Height adjustable legs. Adjustment pins are spaced at 25mm increments on three extension legs and 12.5mm increments on the fourth to maximise stability
- S-bend shaped frame, provides maximum space between the armrests
- Powder coated aluminium frame
- Slip resistant suction rubber tips
- Purchased separately: Extension Legs (GSP650100)



Oval Tube Construction for style and strength



1 YEAR WARRANTY

Code	Description	Overall Width	Overall Depth	Overall Height	Seat Width	Seat Depth	Seat Height
BTS150140	Oval Tube Shower Stool	530mm	430mm	670 - 820mm	400mm	330mm	480 - 630mm


NDIS Item Code 05_093305121_0103_1_2 DVA AZ04



Shower Stool - HBA392-A



- Moulded plastic seat for ease of cleaning
- Anti-slip rubber tips
- Height adjustable legs
- Powder coated aluminium frame



1 YEAR WARRANTY


Code	Description	Overall Width	Overall Depth	Overall Height	Seat Width	Seat Depth	Seat Height
BTS150210	Freedom Shower Stool	630mm	430mm	670 - 795mm	340mm	280mm	460 - 585mm

NDIS Item Code 05_093305121_0103_1_2 DVA AZ04



Shower Stool No Arms & Padded Seat (Zinc Treated)

- Designed without arms to maximize accessibility
- Fully adjustable seat height and angle to suit user
- Zinc treated for corrosion resistance
- Moulded clip on seat for quick assembly, cleaning or replacement
- Fitted with non-slip rubber tips



1 YEAR WARRANTY

Code	Description	Seat Width	Seat Depth	Seat Height
BTS115400	Shower Stool No Arms and Padded Seat - 350mm Seat (Zinc Treated)	350mm	300mm	440 - 610mm
BTS115100	Shower Stool No Arms (Zinc Treated)	350mm	300mm	440 - 610mm

NDIS Item Code 05_093305121_0103_1_2



Shower Stool Maxi Compact

- Reinforced compact design for the bariatric user
- Adjustable seat height to suit user
- Lightweight aluminium construction
- Fitted with non-slip rubber foot pads



Code	Description	Seat Width	Seat Depth	Seat Height
BTS105200	Shower Stool Maxi Compact	510mm	380mm	380 – 480mm

NDIS Item Code 05_093305121_0103_1_2 DVA AZ04

Wall - Mounted Shower Seat



- Adjustable leg for added strength and allows for variable seat angle
- Folds away against the wall
- Weight capacity dependant on fixing method
- Durable stainless steel frame
- Note: shower seats should be installed by a qualified tradesperson



Code	Description	Seat Width	Seat Depth	Seat Height	Product Weight	Warranty
BTS115700	Shower Seat - Small	350mm	300mm	480mm	3kg	1 Year
BTS116100	Shower Seat - Large	960mm	400mm	480mm	7kg	1 Year

NDIS Item Code 05_093305121_0103_1_2



Sitz Bath Chair

- Sit-in wash bath for therapeutic personal washing or cleansing, particularly post child birth
- Durable fibreglass construction
- In-built plug and drain fitted with directional hose for improved drainage



Code	Description	Seat Width	Seat Depth	Seat Height	Product Weight	Warranty
BTS119700	Sitz Bath Chair	580mm	380mm	560mm	7kg	1 year

NDIS Item Code 05_093305121_0103_1_2



Shower Chair & Commode Chair Belt

- Supports the pelvic position of the user whilst in the mobile shower commode
- Modifications may be required as this is a custom made commode fitting

Code	Description	Warranty
BTS124500	Shower Chair Belt	1 year

NDIS Item Code 05_093305121_0103_1_2



Body Point Shower Belt

- Assists support the user and carer during showering
- Body Point shower chair belt uses Aeromesh™ fabric and dries quickly after use
- Water and air easily pass through fabric so user can be bathed completely
- Universal shape for flexibility of use depending on needs
- Can be fitted across the chest, abdomen, knees or legs to prevent forward or lateral falls and for slippage
- Clamps available separately

Code	Description	Clamp Size	Warranty
BTS117730	Shower Belt - Medium (No Clamps)	-	1 year
BTS117735	Shower Belt - Large (No Clamps)	-	1 year
BTS117740	Clamps for Shower Belt - Pack of 2	22mm	1 year

NDIS Item Code 05_093305121_0103_1_2

Toileting Aids



Aspire Over Toilet Aid



Raised armrests to assist with transfer

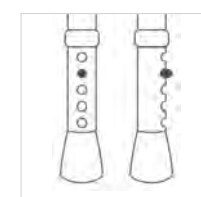
Removable splash guard for cleaning



Comfortable, contoured seat

Heavy duty reinforced frame

Available in Aluminium or Steel



Height adjustable legs to suit user

Durable non-slip feet for safety



Optional accessories:
Aspire Dementia Care Toilet Seat (BTT145102)
Aspire Padded Toilet Seat (BTT145110)



1 YEAR WARRANTY Structure

5 YEAR WARRANTY Corrosion

Code	Description	Overall Width	Overall Depth	Overall Height	Between Arms	Seat Width	Seat Depth	Seat Height	Product Weight
BTT145000	Over Toilet Aid - Steel	512mm	625mm	700 – 880mm	460mm	370mm	435mm	450 – 630mm	4.2kg
BTT145005	Over Toilet Aid - Aluminium	512mm	625mm	700 – 880mm	460mm	370mm	435mm	450 – 630mm	3.4kg

BTT145110* Aspire Padded Toilet Seat Only - Grey

NDIS Item Code 05_091200111_0103_1_2 DVA BE06 * DVA BE11

Aspire Over Toilet Aid - Wide



- Raised armrests to assist with transfer
- Comfortable, contoured seat with clip on attachment for easy assembly and cleaning.
- Height adjustable legs to suit user
- Heavy duty reinforced frame
- Removable splash guard for cleaning
- Durable non-slip feet for safety
- Available in Aluminium or Steel
- Padded seat available, sold separately (BTT145110)
- Aspire Dementia Care Toilet Seat, sold separately (BTT145102)



1 YEAR WARRANTY Structure

5 YEAR WARRANTY Corrosion

Code	Description	Overall Width	Overall Depth	Overall Height	Between Arms	Seat Width	Seat Depth	Seat Height	Unit Weight
BTT145010	Over Toilet Aid - Wide - Steel	570mm	625mm	700 - 880mm	525mm	370mm	435mm	450 - 630mm	4.2kg
BTT145015	Over Toilet Aid - Wide - Aluminium	570mm	625mm	700 - 880mm	525mm	370mm	435mm	450 - 630mm	3.4kg

NDIS Item Code 05_091200111_0103_1_2 DVA BE06

Aspire MAXI Over Toilet Aid



- Super heavy duty adjustable width over toilet aid
- Soft padded flip up seat for easy cleaning
- Reinforced aluminium frame accommodates bariatric users and is corrosion resistant
- Height adjustable legs with easy C-Clip adjustment points
- Raised armrests to assist the user in transferring on and off
- Durable non-slip feet provide excellent grip and stability in wet conditions. Stainless steel washer enhances durability



1 YEAR WARRANTY Structure

5 YEAR WARRANTY Corrosion

Code	Description	Overall Width	Overall Depth	Overall Height	Between Arms	Seat Width	Seat Depth	Seat Height
BTT145020	MAXI Over Toilet Aid	645 - 845mm	495mm	670 - 790mm	575 - 775mm	575 - 775mm	455mm	455 - 575mm

NDIS Item Code 05_091200111_0103_1_2 DVA BE06

Aspire Homecare Over Toilet Aid



- Adjustable height raised toilet seat with arms for safe ingress and egress when toileting
- Durable high grip feet for stability and safety
- Adjustable legs to suit a wide range of users
- Raised armrests assist the user in transferring on and off
- Flat pack design allows retail boxes to display conveniently on shelves saving valuable floor space



1 YEAR WARRANTY Structure

5 YEAR WARRANTY Corrosion

Code	Description	Overall Width	Overall Depth	Overall Height	Between Arms	Seat Width	Seat Depth	Seat Height
BTT145025	Homecare Over Toilet Aid	520mm	480mm	595 - 750mm	475mm	340mm	410mm	405 - 560mm

NDIS Item Code 05_091200111_0103_1_2

Split Seat OTA - 3 in 1 - HBA370



- Patented split padded seat allows easy access to clean body parts from the front or rear of the chair without requiring the patient to stand
- Anti-slip suction rubber tips
- Adjustable legs with adjustment pins spaced 25mm apart on three legs and 12.5mm apart on the fourth to ensure maximum stability. The oval shaped tubing prevents misalignment between the inner and outer tubes
- Powder coated aluminium frame
- Purchased separately: Freedom Backrest (BTT163120) for support; Freedom Splash Guard (GSP650720)



1 YEAR WARRANTY

Code	Description	Overall Width	Overall Depth	Overall Height	Seat Width	Seat Depth	Seat Height
BTT163100	Split Seat OTA - 3 in 1	330mm	580mm	650 - 800mm	450mm	440mm	440 - 590mm

NDIS Item Code 05_091200111_0103_1_2 DVA BE06

Premium Over Toilet Aid - HBA400



- Thicker, more durable powder coated aluminium frame to prevent scuffs and scratches
- Larger seat made from high density plastic to minimise flex; removable for easy cleaning
- Splash guard included
- Slip resistant suction rubber tips
- Height adjustable legs



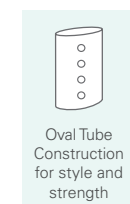
Code	Description	Overall Width	Overall Depth	Overall Height	Seat Width	Seat Depth	Seat Height	Warranty
BTT163130	Premium Over Toilet Aid	580mm	610mm	650 - 800mm	360mm	410mm	440 - 590mm	1 year

NDIS Item Code 05_091200111_0103_1_2 DVA BE06

Oval Tube Over Toilet Aid - HBA406



- Larger seat made from high density plastic to minimise flex; removable for easy cleaning
- Height adjustable legs. Adjustment pins are spaced at 25mm increments on three extension legs and 12.5mm increments on the fourth to maximise stability
- S-bend shaped frame, provides maximum space between the armrests
- Splash guard included
- Thicker, more durable powder coated aluminium frame to prevent scuffs and scratches
- Slip resistant suction rubber tips
- Purchased separately: Extension Legs (GSP650100)



Code	Description	Overall Width	Overall Depth	Overall Height	Seat Width	Seat Depth	Seat Height	Warranty
BTT163140	Oval Tube Over Toilet Aid	600mm	630mm	650 - 800mm	460mm	430mm	440 - 590mm	1 year

NDIS Item Code 05_091200111_0103_1_2 DVA BE06



Over Toilet Aid - HBA390A



- Non-flexible seat and lid easily removed for cleaning
- Anti-slip rubber tips
- Height adjustable legs
- Powder coated aluminium frame
- Splash guard included



Code	Description	Overall Width	Overall Depth	Overall Height	Seat Width	Seat Depth	Seat Height	Warranty
BTT163200	Over Toilet Aid	550mm	510mm	605 – 730mm	360mm	430mm	410 – 530mm	1 Year

NDIS Item Code 05_091200111_0103_1_2 DVA BE06



Over Toilet Aid Folding (Zinc Treated)

- Easy to fold up design ideal for use whilst travelling or for storage
- Fully adjustable seat height to suit user
- Fitted with non-slip rubber tips
- Removable lift back seat for easy cleaning
- Zinc treated for corrosion resistance



Code	Description	Seat Depth	Seat Height	Between Arms	Product Weight	Warranty
BTT154700	Over Toilet Aid Folding, Zinc Treated	420mm	480 – 620mm	445mm	4kg	1 Year

NDIS Item Code 05_091200111_0103_1_2



Padded Toilet Seat

- Replacement padded toilet seat to suit all Over Toilet Aids

Code	Description
BTT145110	Padded Toilet Seat

NDIS Item Code 05_091200111_0103_1_2 DVA BE11



Toilet Seat

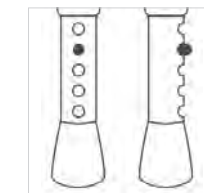
- Replacement clip on seat for Aspire Over Toilet Aids

Code	Description
BTT145100	Toilet Seat

NDIS Item Code 05_091200111_0103_1_2



Toilet Surround Frame



Height adjustable frame – Easy push button height adjustment for changing needs



Durable non-slip feet provide excellent grip and stability in wet conditions and a stainless steel washer within enhances durability



Raised armrests assist the user transferring on and off the toilet



Additional height increments on one leg accommodates uneven surfaces



1 YEAR WARRANTY Structure

5 YEAR WARRANTY Corrosion

Code	Description	Overall Width	Overall Depth	Overall Height	Between Arms	Unit Weight
BTT155100	Toilet Surround – Aluminium	500mm	435mm	535 – 600mm	450mm	3kg

NDIS Item Code 05_091200111_0103_1_2 DVA BE06



Toilet Surround - HBA418

- Fits around the toilet pan
- Padded hand grip with curves for safety and comfort
- Height adjustable legs
- Top of frame is slightly angled to provide leverage when rising from the toilet
- Sturdy aluminium construction
- Slip resistant suction rubber tips



Code	Description	Overall Width	Overall Depth	Overall Height	Unit Weight	Warranty
BTT165110	Toilet Surround	540mm	470mm	660 – 785mm	2kg	1 Year

NDIS Item Code 05_091200111_0103_1_2 DVA BE06



Aspire Raised Toilet Seats



Code	Description	Overall Height	Unit Weight
BTT149800	Toilet Seat Raiser – 50mm – No Lid	50mm	1.4kg
BTT150200	Toilet Seat Raiser – 100mm – No Lid	100mm	1.4kg
BTT150300	Toilet Seat Raiser – 150mm – No Lid	150mm	1.4kg
BTT149900	Toilet Seat Raiser – 50mm – With Lid	50mm	1.4kg
BTT150100	Toilet Seat Raiser – 100mm – With Lid	100mm	1.4kg
BTT150400	Toilet Seat Raiser – 150mm – With Lid	150mm	1.4kg

NDIS Item Code 05_091200111_0103_1_2 DVA BE10

Toilet Seat Raiser with Arms - HBA444



- Padded armrests can swing up and out of the way or easily removed for easy cleaning
- Entire seat flips up so the bowl can be accessed without the seat
- Height can be adjusted to 5, 10 or 15cm to ensure hips remain above knee height
- Attaches to existing toilet seat mounting points



Code	Description
BTT164100	Toilet Seat Raiser with Flip Back Arms

NDIS Item Code 05_091200111_0103_1_2 DVA BE10

Toilet Seat Raiser with Swing Back Arms



- This raised toilet seat features swing back arms and is height adjustable
- Fits most standard toilets
- Fixes onto the toilet bowl for safe transferring (replaces existing seat and lid)



Code	Description
BTT150450	Toilet Seat Raiser w/ Swing Back Arms
BTT150460	Toilet Seat Raiser w/ Swing Back Arms – Wide

NDIS Item Code 05_091200111_0103_1_2 DVA BE10

Bottom Wiper



- Assists the user with personal cleaning after toileting
- Moulded plastic head with recessed serrations to grip the paper
- Mounted on a lightweight curved handle it is designed to be used from the front
- Paper easily removed after use

Code	Description	Warranty
BTT150600	Bottom Wiper	1 Year

NDIS Item Code 05_091200111_0103_1_2 DVA AU01

Bottom Wiper Folding



- Folds into three for easier storage
- Moulded plastic head with recessed serrations to grip the paper
- Mounted on a lightweight curved handle it is designed to be used from the front
- Paper easily removed after use

Code	Description	Warranty
BTT150700	Bottom Wiper Folding	1 Year

NDIS Item Code 05_091200111_0103_1_2 DVA AU01

Dementia Care Toilet Seat



- Blue plastic seat for Aspire Over Toilet Aid



Code	Description
BTT145102	Aspire Dementia Care Toilet Seat

NDIS Item Code 05_091200111_0103_1_2 DVA BE11

Deluxe Electric Bidet



- Electrically operated bidet with advanced remote control
- Soft closing lid
- Heated seat with 3 x temperature settings
- Multiple cycle options

Code	Description	Width	Length	Depth
BTT150110	Electric Bidet	340mm	350mm	500mm

NDIS Item Code 05_091200111_0103_1_2 DVA BE01

Standard Electric Bidet



- Electrically operated bidet with standard remote control
- Soft closing lid
- Heated seat
- Heated water cycle
- Built in air dryer

Code	Description	Depth	Inner Seat Diameter
BTT150120	Standard Electric Bidet	480mm	310mm

NDIS Item Code 05_091200111_0103_1_2 DVA BE01

Small Electric Bidet



- Electrically operated bidet with standard remote control
- Designed for the smaller user
- Soft closing lid
- Heated seat
- Heated water cycle

Code	Description	Depth	Inner Seat Diameter
BTT150115	Small Electric Bidet	480mm	310mm

NDIS Item Code 05_091200111_0103_1_2

Disposable Urinal



- This is a disposable urinal that is convenient, sanitary, discrete and compact
- It features a unisex adapter making it easy for anyone to use whilst standing or sitting
- Each box contains three urinals

Code	Description
BTT157400	Disposable Urinal

NDIS Item Code 05_098800044_0103_1_2

Portable Bidet



- A strong plastic bowl that has a soap dish at the front and fits inside most toilet bowls to create a bidet

Code	Description	Width	Length
BTT150500	Portable Bidet	340mm	350mm

NDIS Item Code 05_091200111_0103_1_2

Bathing & Transfer Aids



Bath Transfer Bench with Rotating Seat - HBA425

freedom
HEALTHCARE

Soft, padded foldable backrest



Moulded seat with safety belt slides from end to end allowing easy patient transfer



360° seat rotation lockable at 90° intervals



Soft, padded armrests

Detachable armrest

Height adjustable legs with 12.5mm increments on all legs

Slip resistant suction rubber tips



Code	Description	Overall Width	Overall Depth	Overall Height	Seat Width	Seat Depth	Seat Height	Warranty
BTS153110	Bath Transfer Bench with Rotating Seat	800mm	510mm	930 – 1030mm	430mm	370mm	400 – 500mm	1 Year

NDIS Item Code 05_093305121_0103_1_2 DVA AZ01

Bathing & Transfer Aids

Bath Transfer Bench - HBA424

freedom
HEALTHCARE

- Removable backrest can be attached to either side of the bench
- Detachable armrest
- Height adjustable legs. Adjustment pins are spaced at 25mm increments on three extension legs and 12.5mm increments on the fourth to maximise stability
- Thicker, more durable powder coated aluminium frame to prevent scuffs and scratches
- Heavy duty sure grip suction rubber tips
- Purchased separately: Extension Legs (GSP650100)



Oval Tube Construction for style and strength



Code	Description	Overall Width	Overall Depth	Overall Height	Seat Width	Seat Depth	Seat Height	Wty
BTS153100	Bath Transfer Bench	785mm	520mm	825 – 975mm	680mm	410mm	490 – 640mm	1 Year

NDIS Item Code 05_093305121_0103_1_2 DVA AZ01

Bath Transfer Bench Padded

aspire

- Padded seat and backrest provides a cushioned surface for comfort
- Highly resilient vinyl covering
- Fully height adjustable with a side arm for secure transfers
- Adjustable backrest to suit right or left facing tubs
- Suction cup foot pieces secure the bench to the tub floor
- Lightweight aluminium frame construction



Code	Description	Overall Width	Overall Depth	Seat Width	Seat Depth	Seat Height	Product Weight	Wty
BTS110900*	Bath Transfer Bench – Padded	770mm	530mm	670mm	410mm	410 – 530mm	7.5kg	1 Year
BTS108200*	Bath Transfer Bench – Plastic	770mm	530mm	670mm	410mm	410 – 530mm	7.2kg	1 Year

NDIS Item Code 05_093305121_0103_1_2 * DVA AZ01

Bath Transfer Bench Bariatric

aspire

- Reinforced frame design for added safety and durability
- It has a textured moulded plastic seat and backrest
- Fully height adjustable with a side arm for secure transfers
- Adjustable backrest to suit right or left facing tubs
- Suction cup foot pieces secure the bench to the tub floor
- Lightweight aluminium frame construction



Code	Description	Overall Width	Overall Depth	Seat Width	Seat Depth	Seat Height	Product Weight	Warranty
BTS105300	Bath Transfer Bench Bariatric	775mm	584mm	670mm	410mm	390 – 520mm	7.2kg	1 Year

NDIS Item Code 05_093305121_0103_1_2 DVA AZ01

Swivel Bather Shower and Bath Chairs

- Rotating seat allows for easy transfer over the bath/shower
- Can be removed instantly for normal bath or shower use
- Height adjustable floor standing base unit
- Chair attaches to all standard bath sizes/styles
- Spacers available to adjust bather height



Code	Description	Seat Width	Seat Height	Width Over Bath	Length	Product Weight	S.W.L	Wty
BTS107100	MYCO Swivel Shower Chair	445mm	430 – 510mm	–	–	–	100kg	1 Year
BTS106540	MYCO ULTRA Swivel Bath Chair (Alum)	535mm	–	680 – 760mm	660mm	5.5kg	160kg	1 Year
BTS106800*	MYCO Swivel Bather Spacer 3" (75mm)							
BTS106950*	MYCO ULTRA Swivel Bather Spacer 4" (100mm)							
BTS106900*	MYCO Swivel Bather Spacer 6" (150mm)							

NDIS Item Code 05_093305121_0103_1_2 * DVA AZ01 * DVA BE10



Swivel Bather

- This shower chair has a base-frame which fits over the bath, with easy-to-clean plastic
- Sturdy, swivels 360° and secures with a locking lever
- Drainage holes



Code	Description	Seat Width	Seat Height	Warranty
BTS106500	Bath Chair – Swivel Bather	415mm	356mm	1 Year

NDIS Item Code 05_093305121_0103_1_2 DVA AZ01




Bath Board

- Provides a stable seat over the bath when bathing or showering
- Features an easy grip handle for secure transfers, non slip surface, drainage holes and adjustable legs to fit a variety of tub sizes



Code	Description	Overall Width	Overall Depth	Product Weight	Warranty
BTS113700	Bath Board	690mm	350mm	3kg	1 year

NDIS Item Code 05_093305121_0103_1_2 DVA AZ01



Bath/Shower Board – Savannah – Slatted Seat

- A slatted, plastic and wood, adjustable bath board
- Featuring a curved plastic securing bracket under each end
- Slip resistant grips on the underside of the board provide additional slip resistance on the bath edge



Code	Description	Surface Area	Warranty
BTS111900	Bath/Shower Board – Savannah – Slatted Seat	533 x 635mm	1 Year
BTS111700	Bath/Shower Board – Savannah – Slatted Seat – Large	584 x 686mm	1 Year
BTS111600	Handle (Optional)		1 Year

NDIS Item Code 05_093305121_0103_1_2

Shown with Optional Handle



Bath Lift

- An electric bath chair that lowers and lifts the user in and out of the bath, reducing the strain on the carer and preventing the risk of falls
- Stable, robust frame with reinforced scissors and base plate ensure stability and safety
- High backrest with contoured neck rest, can be positioned and folded with just one hand
- Backrest can be reclined up to 40°
- Ergonomic, floating hand control is easy to grasp
- Removable, machine-washable covers
- Optimised base plate – significantly more space in the bathtub
- Patented, self-release suction cups: easy removal
- Accessories available include height adaptor, pelvic belt, chest belt, adjustable head-rest and special reclining backrest

Code	Description	Seat Width	Seat Depth	Seat Length	Seat Height	Height of Backrest	S.W.L	Product Weight
BTS112250	Bath Lift	375 – 715mm	490mm	580mm	60 – 420mm	665mm	135kg	12.10kg
BTS112710*	Bath Lift – Aqua Joy	390 – 686mm	490mm	580mm	90 – 465mm	604mm	170kg	13.64kg

NDIS Item Code 05_093305121_0103_1_2 * DVA AZ07



Bath Step

- Assists with daily activities, especially getting into and out of the bath
- Large textured surface gives the user confidence and provides additional safety
- Modular construction allows flexibility of design by creating a larger or smaller step by adding on top or clipping together
- Each additional step adds 50mm to the height of the step, up to a maximum of six steps equal to 355mm
- Foam pad fits neatly onto the surface of the step, making it warm and soft underfoot
- Cut-away hand space for easy lifting



Code	Description	Surface Area	Bath Step Height	Footprint	Product Weight	Warranty
BTS112750	Bath Step Modular	356 x 457mm	100mm	381 x 483mm	1.3kg	1 year

NDIS Item Code 05_093305121_0103_1_2

Other Bathing



Waterproof Limb, Cast, Bandage Protectors



Limbo

Overview

Waterproof limb protection for casts, wound and leg ulcer dressings and compression garments

- Limbo waterproof protectors are comfortable, easy-to-use, and reusable. They can be completely submerged for bathing, swimming or in hydro pools
- The Limbo is a self-sealing, self supporting garment which prevents the penetration of water to plaster casts, compression garments and wound dressings on limbs during bathing
- It is a non-sterile product and is primarily intended for use in a bath or shower

To Order

Order by product code



Adult Below Elbow – LO ABE

Code	Size	Arm Circumference (mm) *Measure 80mm above elbow
PTA534102	X-Small	220 – 250
PTA534102S	Small	250 – 290
PTA534102L	Large	300 – 400

NDIS Item Code 05_098800044_0103_1_2 DVA AZ06



Adult Full Arm – LO AFA

Code	Size	Upper Arm Circumference (mm) *Measure 80mm above elbow
PTA534103	Small	250 – 290
PTA534103L	Large	300 – 400

NDIS Item Code 05_098800044_0103_1_2 DVA AZ06



Adult Elbow – LO AE

Code	Size	Upper Arm Circumference (mm) *Measure 80mm above elbow
PTA534104	Small	250 – 290
PTA534104L	Large	300 – 400

NDIS Item Code 05_098800044_0103_1_2 DVA AZ06

Limbo (cont.)

Hand/Wrist - LO AH MITT



- Standard size fits most adults with forearm circumference of 220 – 250mm when measured 50mm below the elbow
- Seals 100mms above the hand
- Not suitable for use with thumb injuries
- Please use the Adult Elbow Protector for thumb injuries

Code	Arm Circumference (mm)
PTA534101	220 – 250

NDIS Item Code 05_098800044_0103_1_2 DVA AZ06

Adult Below Knee - LO ABK



- Determine user height first, and then take leg circumference to determine garment size
- Leg circumference is taken 100mm above the knee

Code	Size (Height/Leg)	User Height (mm)	Leg Circ (mm)
PTA534100	X-Short / X-Small	to 1570	350 – 400
PTA534100XSS	X-Short / X-Small	to 1570	390 – 540
PTA534100SXS*	Short / X-Small	1570 – 1640	350 – 400
PTA534100SS*	Short / Small	1570 – 1640	390 – 540
PTA534100SL*	Short / Large	1570 – 1640	520 – 590
PTA534100AXS*	Average / X-Small	1650 – 1830	350 – 400
PTA534100AS*	Average / Small	1650 – 1830	390 – 540
PTA534100AL*	Average / Large	1650 – 1830	520 – 590
PTA534100TS*	Tall / Small	1830 +	390 – 540
PTA534100TL*	Tall / Large	1830 +	520 – 590

NDIS Item Code 05_098800044_0103_1_2 DVA AZ06

Adult Full Leg - LO AFL




- Determine user height first, and then take leg circumference to determine garment size
- Leg circumference is taken 20mm above cast/dressing or area to which protection is needed

Code	Size (Height/Leg)	User Height (mm)	Leg Circ (mm)
PTA534105	Short / Small	1530 – 1630	390 – 540
PTA534105SL	Short / Large	1530 – 1630	520 – 650
PTA534105AS	Average / Small	1650 – 1830	390 – 540
PTA534105AL	Average / Large	1650 – 1830	520 – 650
PTA534105TL	Tall / Large	1840 – 1960	520 – 650

NDIS Item Code 05_098800044_0103_1_2 DVA AZ06

Cast & Bandage Protector



- Reusable, non-latex rubber diaphragm stretches easily over a cast or bandage creating a watertight seal
- Keep your cast dry whilst bathing or showering

Code	Description	Height
BTS109100	Cast Protector – Short Arm	560mm
BTS109200	Cast Protector – Long Arm	990mm
BTS109300	Cast Protector – Short Leg	590mm
BTS109400	Cast Protector – Long Leg	1070mm
BTS109500	Cast Protector – Foot/Ankle	280mm

NDIS Item Code 05_093305121_0103_1_2 DVA AZ06

Bath Sponge



- For bath or shower washing flexibility and independence
- Absorbent sponge attached to 24" long reaching stem and grip
- Allows easy reaching to the legs, feet and back
- Flexible enough to bend to any shape and reduces bending at the hip

Code	Description
BTS112800	Bath Sponge

NDIS Item Code 05_093305121_0103_1_2 DVA AU08

Toe Washer



- For washing and drying between the toes
- Long stem with plastic built up handle and a wire frame covered in a white towelling pad
- Designed to assist people with limited flexibility or access to their feet
- Includes 2 towelling pads

Code	Description
BTS113000	Toe Washer

NDIS Item Code 05_093305121_0103_1_2 DVA AU08

ETAC Hair Washer



- For washing hair and making it easier to reach the head
- Prevents strain on hands, shoulders and arms
- Non-slip surface handles enables a secure grip

Code	Description
DLG272301	ETAC Hair Washer

NDIS Item Code 03_090000911_0103_1_1

Hand Held Shower Push On - Single



- Flexible shower head with single push on attachment assists showering
- Gentle flow shower head for sensitive skin
- High pressure clamp for attaching to tap
- Available in two lengths

Code	Description	Length	Warranty
BTS114400	Hand Held Shower Push On - Single	1.2 m	1 Year
BTS114500	Hand Held Shower Push On - Single	2m	1 Year

NDIS Item Code 05_093305121_0103_1_2

Bath Sponge Economy



- For bath or shower washing flexibility and independence
- Absorbent sponge with handle
- Long handle to increase bathing independence
- Ideal for users with limited movement or trying to reduce bending at the hips

Code	Description
BTS111100	Bath Sponge Economy

NDIS Item Code 05_093305121_0103_1_2 DVA AU08

Bath & Shower Mats



- Prevents slipping in the bath or shower
- Non slip rubber surface increases grip under foot
- Moulded suction cups on underside attach to bath or shower surface

Code	Description	Length	Width	Warranty
BTS110200	Bath Mat	580mm	340mm	1 Year
BTS109600	Shower Mat	530mm	530mm	1 Year

NDIS Item Code 05_093305121_0103_1_2





Hand Held Shower Push On - Dual

- Flexible shower head with dual push on attachment for hot and cold assists showering
- Gentle flow shower head for sensitive skin
- High pressure clamp for attaching to tap
- Available in two lengths



Code	Description	Length	Warranty
BTS114200	Hand Held Shower Push On - Dual	1.2 m	1 Year
BTS114300	Hand Held Shower Push On - Dual	2m	1 Year

NDIS Item Code 05_093305121_0103_1_2



Hand Held Shower

- Allows for ease of cleaning with its long flexible reinforced hose
- Can replace existing shower outlet or can be installed to allow use of both
- Extension hoses available
- Available in two lengths



Note: check suitability for fit, recommended to be installed by authorised service person

Code	Description	Length	Warranty
BTS107200	Hand Held Shower 1.5	1.5m	1 Year
BTS107300	Hand Held Shower 2.0	2.0m	1 Year

NDIS Item Code 05_093305121_0103_1_2 DVA AZ02



Hand Held Shower On Rail

- Attaches to an adjustable rail enabling the user to position the shower head as preferred
- Allows for ease of cleaning with its long flexible reinforced hose
- Replaces existing shower outlet, extension hoses available



Note: check suitability for fit, recommended to be installed by authorised service person

Code	Description	Length	Warranty
BTS107500	Hand Held Shower On Rail	2000mm	1 Year

NDIS Item Code 05_093305121_0103_1_2

Bathroom Trolleys



Electric Mobile Shower Trolley



- Epoxy powder coated frame with curved base construction to allow easy access for carers
- Stainless Steel and P.V.C top frame with padded, vinyl mattress
- Electric tilt 8°, Electric Trendelenburg Tilt, Electric high-low operation of 600 – 1000mm
- 125mm total lock castors for manoeuvrability and stability
- Plug-in rechargeable battery pack
- Ergonomic push handle and wall corner buffer discs

Code	Description	Width	Length	Height	S.W.L	Warranty
BTS147100	Shower Trolley - Electric - Standard	730mm	1890mm	600 – 1000mm	150kg	2/5 Years
BTS147122	Shower Trolley - Extra Long	730mm	2000mm	600 – 1000mm	200kg	2/5 Years
BTS147124	Shower Trolley - Short	730mm	1500mm	600 – 1000mm	150kg	2/5 Years
BTS147126	Shower Trolley - Electric - Wide	900mm	1890mm	600 – 1000mm	200kg	2/5 Years
BTS147128	Shower Trolley - Electric - Wide Long	900mm	2000mm	600 – 1000mm	200kg	2/5 Years
BTS147110	Shower Trolley - Liner					
BTS147120	Shower Trolley - Pillow					
BTS147130	Shower Trolley - Hose Kit					
BTS147132	Shower Trolley - 125mm Castors - Total Lock					
BTS147134	Shower Trolley - 125mm Castors - Directional Lock					

NDIS Item Code 05_093307211_0103_1_2

Hydraulic Shower Trolley



- Comfortable, padded and waterproof patient surface with welded seams for infection control
- Internal patient surface 1950mm x 600mm
- Height adjustable from 500mm to 775mm making sideways slide transfers a simple process
- Wall buffers promote durability and limit facility wear
- Durable stainless steel frame
- Hospital grade 125mm castors
- Central locking mechanism with directional lock functionality
- Integrated hydraulic trendelenburg tilt function aids patient positioning and water drainage



2 YEAR WARRANTY

Code	Description	Overall Width	Overall Length	Overall Height
BTS148100	Aspire Hydraulic Shower Trolley	840mm	2150mm	500 – 775mm

NDIS Item Code 05_093307211_0103_1_2

Electric Mobile Change Table



Optional Side Rails

- Epoxy powder coated frame base with curved base construction to allow easy access for carers
- Stainless Steel top frame with padded, heavy duty vinyl top
- Electric high-low operation of 600 – 1000mm
- Removable rechargeable battery pack
- Strap rail and wall corner buffer discs
- 125mm total lock castors for manoeuvrability and stability



Code	Description	Width	Length	Height	Warranty
BTS147140	Change Table – Mobile – Electric	610mm	1825mm	600 – 1000mm	2/5 years
BTS147150	Change Table Side Rail (One Side Only)				2/5 years
BTS147160	Change Table Chest Strap				2/5 years
BTS147170	Change Table Waist Strap				2/5 years

NDIS Item Code 05_093307211_0103_1_2

More From the Bathroom Range

 200kg 530mm Weight Bearing Platform Commode BTC066050	 400kg 600mm Weight Bearing Platform Commode BTC061400	 200kg 600mm Swing Away Footrest Commode BTC061300	 350kg Aspire Bariatric Shower Commode BTC062100	 200kg Raised Toilet Seat BTT149800
 227kg Bath Transfer Bench Bariatric BTS105300	 310kg Aspire MAXI Shower Chair BTS118020	 310kg Aspire MAXI Shower Stool BTS119030	 310kg Aspire MAXI Over Toilet Aid BTT145020	 200kg Aspire Shower Chair – Wide BTS118010

Bed Pans, Urinals & Bowls



Commode Bowl with Handle & Lid



- Commode bowl and lid with handle for transportation
- Moulded plastic construction
- Compatible with Aspire Shower and Bedside Commodes

Code	Description
BTC081610	Aspire Commode Bowl with Lid and Handle
NDIS Item Code	05_091200111_0103_1_2 DVA BE03



Bed Pan



- Assists toileting of user whilst confined to bed, also may be used as a shower commode pan
- Wide seating area and front cut out to allow for correct positioning
- Made of a moulded plastic autoclavable construction

Code	Description
BTT151800	Aspire Bed Pan
NDIS Item Code	05_098800044_0103_1_2 DVA BE03



Spillproof Urinal



- Assists the user or carer in personal toileting creating more independence
- One-way valve prevents spillage
- Ideal for use while travelling or in the hospital or home

Code	Description
BTT148200	Spillproof Male Urinal
BTT148300*	Female Adaptor
NDIS Item Code	05_091200111_0103_1_2 DVA AD04
	* DVA BE15



Male Urinal with Lid



- Assists the user or carer in personal toileting creating more independence
- Comes with lid to contain spillage
- Ideal for use in the hospital or home

Code	Description
BTT148450	Male Urinal with Lid
NDIS Item Code	05_091200111_0103_1_2 DVA AD04



Wash Bowl



- Wash bowl is autoclavable
- Moulded plastic construction
- Stackable sizing offers convenient storage

Code	Description	Capacity
WAT769800	Wash Bowl – 140 x 40mm	600 ml
WAT770000	Wash Bowl – 210 x 40mm	1500 ml
WAT761200	Wash Bowl – 305 x 90mm	3500 ml
WAT769600	Wash Bowl – 345 x 120mm	5500 ml



Kidney Dish Plastic Disposable



- Kidney Dish range is used to hold dressings or instruments
- Available in clear plastic disposable or green autoclavable for easy sanitising
- Available in a number of sizes

Code	Description	Capacity
WAT770400	Kidney Dish Clear Plastic Disposable	700 ml
WAT770500	Kidney Dish Green Autoclavable	200 ml
WAT770600	Kidney Dish Green Autoclavable	600 ml
WAT770700	Kidney Dish Green Autoclavable	800 ml



Male Urinal



- Assists the user or carer in personal toileting creating more independence
- Ideal for use in the hospital or home

Code	Description
BTT145700	Male Urinal – Green
BTT160900*	Male Urinal – Clear

NDIS Item Code 05_091200111_0103_1_2
 * NDIS Item Code 05_098800044_0103_1_2 DVA AD04



Male Urinal with Screw Lid

- Assists the user or carer in personal toileting creating more independence
- Comes with screw on lid to contain and control spillage
- Ideal for use in the hospital or home

Code	Description
BTT148400	Male Urinal with Screw Lid

NDIS Item Code 05_091200111_0103_1_2 DVA AD04



Urinal Bottle Holder



- Urinal bottle holding device for quick storage and convenient access
- Nylon coated and fits easily onto the side of a bed

Code	Description
BTT149000	Urinal Bottle Holder

NDIS Item Code 05_091200111_0103_1_2 DVA BE15



Female Urinal

- Assists the user or carer in personal toileting creating more independence
- Anatomically designed to enable use while sitting, standing or lying

Code	Description
BTT148700	Female Urinal

NDIS Item Code 05_091200111_0103_1_2 DVA AD04



Bed Pan Slipper

- Assists toileting of an immobile user whilst confined to bed
- Wedge shape assists in positioning pan
- Made of a moulded plastic autoclavable construction

Code	Description
BTT148000	Bed Pan Slipper – Small
BTT161500*	Bed Pan Slipper – Large

NDIS Item Code 05_091200111_0103_1_2 DVA BE03
 * NDIS Item Code 05_098800044_0103_1_2



Female Urinal Cygnet



- Assists the user or carer in personal toileting creating more independence
- Anatomically designed to enable use while sitting, standing or lying
- Ideal for use in the hospital or home

Code	Description
BTT148800	Female Urinal Cygnet

NDIS Item Code 05_091200111_0103_1_2 DVA AD04

Grab Rails



Grab Rails

This high quality stainless steel grab rail range is available in a number of different sizes from 300mm length through to 1200mm to provide security and safety in the bathroom, on steps or any area where support is required. Designed with a 32mm diameter for a comfortable grip, these grab rails are available in either an anti-slip or white powder coated finish. They also feature concealed fixings.

Note: Check Suitability for Fit. Recommended to be Installed by an Authorised Service Person.



1 YEAR WARRANTY


Code	Description	Length	Diameter
BTR102140	Grab Rail Anti Slip S.S. 300	300mm	32mm
BTR102160	Grab Rail Anti Slip S.S. 450	450mm	32mm
BTR102170	Grab Rail Anti Slip S.S. 600	600mm	32mm
BTR102175	Grab Rail Anti Slip S.S. 750	750mm	32mm
BTR102180	Grab Rail Anti Slip S.S. 900	900mm	32mm
BTR102185	Grab Rail Anti Slip S.S. 1200	1200mm	32mm
BTR102190	Grab Rail White Ripple S.S. 300	300mm	32mm
BTR102191	Grab Rail White Ripple S.S. 450	450mm	32mm
BTR102192	Grab Rail White Ripple S.S. 600	600mm	32mm
BTR102194	Grab Rail White Ripple S.S. 900	900mm	32mm

NDIS Item Code 06_181806381_0111_2_2 DVA AL09

Grab Rails

This high quality stainless steel grab rail range is available in a number of different sizes from 300mm length through to 1200mm to provide security and safety in the bathroom, on steps or any area where support is required. Designed with a 32mm diameter for a comfortable grip, these grab rails are available in either an anti-slip or white powder coated finish. They also feature concealed fixings.

Note: Check Suitability for Fit. Recommended to be Installed by an Authorised Service Person.



Code	Part	Description	Length	Width	Height	Diameter
Straight Rail (Concealed Flange)						
BTR103100	4H0	Grabrail S.S – 300mm – Straight	300mm	–	–	32mm
BTR103101	4H1	Grabrail S.S – 450mm – Straight	450mm	–	–	32mm
BTR103102	4H3	Grabrail S.S – 750mm – Straight	750mm	–	–	32mm
BTR103103	4H4	Grabrail S.S – 900mm – Straight	900mm	–	–	32mm
BTR103104	4H5	Grabrail S.S – 1200mm – Straight	1200mm	–	–	32mm
BTR103120	4H2	Grabrail S.S – 600mm – Straight	600mm	–	–	32mm
L Shape Rail (Concealed Flange)						
BTR103105	4H5L	Grabrail S.S – L Shape w/ 90 Degree return – Left Hand	1020mm	220mm	–	32mm
BTR103106	4H16L	Grabrail S.S – L Shape – 3 Flange – Left Hand	975mm	–	975mm	32mm
BTR103107	4H16R	Grabrail S.S – L Shape – 3 Flange – Right Hand	975mm	–	975mm	32mm
BTR103170*	4H5R	Grabrail S.S – L Shape with 90 Degree Return – Right Hand	1020mm	220mm	600mm	32mm
BTR103180*	4H6L	Grabrail S.S – L Shape – Left Hand	600mm	–	600mm	32mm
BTR103190*	4H6R	Grabrail S.S – L Shape – Right Hand	600mm	–	600mm	32mm
BTR103195	4H6S	Grabrail S.S – L Shape – Right Hand – Short	450mm	–	450mm	32mm
BTR103200*	4H7L	Grabrail S.S – L Shape + Additional Off Stand – Left Hand	800mm	–	600mm	32mm
BTR103210*	4H7R	Grabrail S.S – L Shape + Additional Off Stand – Right Hand	800mm	–	600mm	32mm
BTR103230*	4H9L	Grabrail S.S – L Shape – No End Return – Left Hand	1020mm	–	600mm	32mm
BTR103240*	4H9R	Grabrail S.S – L Shape – No End Return – Right Hand	1020mm	–	600mm	32mm
BTR103262	4H10L	Grabrail S.S – 45 Degree – Left Hand	920mm	–	720mm	32mm
BTR103264	4H10R	Grabrail S.S – 45 Degree – Right Hand	920mm	–	720mm	32mm
U Shape Rail (Concealed Flange)						
BTR103220	4H8	Grabrail S.S – U Shape	600mm	–	1050mm	32mm
BTR103225	4H8S	Grabrail S.S – U Shape – Short	600mm	–	600mm	32mm
BTR103300	4H12L	Grabrail S.S – U Shape – Left Hand Au Std	750mm	–	1150mm	32mm
BTR103310	4H12R	Grabrail S.S – U Shape – Right Hand Au Std	750mm	–	1150mm	32mm
Swing Up Rail (Concealed Flange)						
BTR103270	4H11L	Grabrail S.S – Swing Up – Left Hand	846mm	–	222mm	32mm
BTR103280	4H11R	Grabrail S.S – Swing Up – Right Hand	846mm	–	222mm	32mm
"T" Type Shower Rail (Concealed Flange)						
BTR103250*	4H20L	"T" Type S.S – Grab/Shower Rail – Left Hand	600mm	–	1100mm	32mm
BTR103260*	4H20R	"T" Type S.S – Grab/Shower Rail – Right Hand	600mm	–	1100mm	32mm
Optional Extras						
BTR103340	4H15K	Fixing Kit for Grab rails – Per Flange (SS Self Tapers and Plugs)				

NDIS Item Code 06_181806381_0111_2_2 DVA AL09



Throne Grab Rail

- Attaches firmly to the toilet bowl, independent of wall or floor support
- Adjustable mounting brackets to allow for correct fitting to different size toilets
- Grab rail support frame enables secure access toiling and promotes user independence whilst assisting carers



Code	Description
BTT157100	Throne Grab Rail Powder Coated – 3 in 1
BTT157101	Throne Grab Rail Stainless Steel – 3 in 1
BTT157106	Throne Grab Rail Wraparound Stainless Steel
BTT157116*	Throne Spacer Bracket
BTT157110*	Throne Spacer 50mm
BTT157115*	Throne Spacer 80mm

NDIS Item Code 05_091200111_0103_1_2 DVA BE10



Toilet Safety Arms - Darts

- Provides standing / lowering assistance for people with sore joints or bending difficulty
- Bolts to toilet using existing seat fixing points
- Swing back independent armrests
- Quality stainless steel construction



Code	Description	Width	Height	Armrest Height (From Seat)
BTT151200	Toilet Safety Arms, Darts	580mm	360mm	360mm

NDIS Item Code 05_091200111_0103_1_2 DVA BE06



Devon MKII Folding Support Rail

- Baseplate securely mounted on the wall, rail is held upright by a spring loaded cam and folds down when not in use
- Optional toilet roll holder
- A deluxe version of the Devon rail with a large diameter rail for easier gripping

Note: Check Suitability for Fit. Recommended to be Installed by an Authorised Service Person.



Code	Description	Rail Length	Product Weight
BTT149400	Devon MKII Folding Support Rail	760mm	4.1kg
BTT149700	Toilet Roll Holder		

NDIS Item Code 06_181806381_0111_2_2 DVA AL09



Devon Rail with Folding Leg

- Support leg gives strength and stability during lowering and raising, lessening strain on the wall
- Fully adjustable height leg (790 – 985mm) and has a large non slip ferrule
- Baseplate securely mounted on the wall, rail is held upright by a spring loaded cam and folds down when not in use

Note: Check Suitability for Fit. Recommended to be Installed by an Authorised Service Person.



Code	Description	Rail Length	Product Weight
BTT149500	Devon Rail with Folding Leg	760mm	5kg
BTT149600	Devon Rail – Floor Mounted		

NDIS Item Code 06_181806381_0111_2_2 DVA AL09



Bathtub Grab Rail

- Bathtub Grabrail provides a firm handle at the bath side for user confidence and stability
- Increases safety during transfers
- Rubber pads for security and protection



1 YEAR WARRANTY




Code	Description	Depth	Height	Product Weight
BTS108100	Bathtub Grab Rail	300mm	680mm	3kg

NDIS Item Code 05_093305121_0103_1_2 DVA AL09

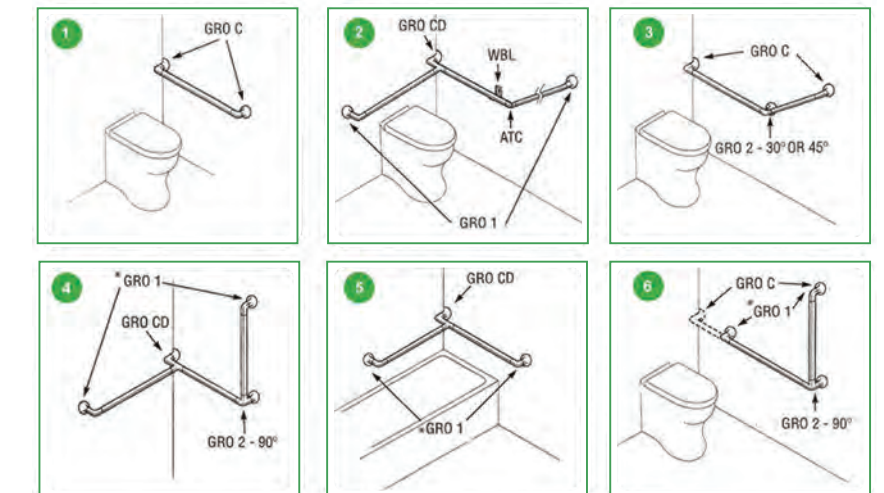
Code	Description	Depth	Height	Product Weight
BTS108100	Bathtub Grab Rail	300mm	680mm	3kg

Canterbury Concepts Modular Rails

- Canterbury Concepts rails comply with Australian Standard AS1428.1 – Design for access and mobility
- When installed correctly rails can withstand 1100 N or 110kg
- Rails feature a unique slip resistant surface
- Modular design allows easy configuration to any household



Common Configurations



Ordering Example

To order configuration 4:

- 1 x BTR101720 (Rail Elbow and Wall Flange)
- 1 x BTR101770 (One T-piece, one wall flange with washer and screw)
- 1 x BTR101880 (Internal Corner fitting, one corner wall flange)
- 3 x BTR101850 (900mm Grab Rail complete with Multi Point End Set)

Code	Part	Description
Code		
Part		
Description		
Tubes		
BTR101805*	GR03	Rail 300mm, Tube 32mm Diameter
BTR101820*	GR04.5	Rail 450mm, Tube 32mm Diameter
BTR101840*	GR06	Rail 600mm, Tube 32mm Diameter
BTR101850*	GR09	Rail 900mm, Tube 32mm Diameter
BTR101740*	GR012	Rail 1200mm, Tube 32mm Diameter
BTR101750*	GR015	Rail 1500mm, Tube 32mm Diameter
Bends & Elbows		
BTR101780*	GR02/30	One 30 Deg Bend, One Wall Flange with Fixings
BTR101790*	GR02/45	One 45 Deg Bend, One Wall Flange with Fixings
BTR101800*	GR02/90	One 90 Deg Bend, One Wall Flange with Fixings
BTR101965*	E30 & WBL	30 Degree Bend with WBL
BTR101966*	E45 & WBL	45 Degree Bend with WBL
BTR101967	E90	90 Degree Tube Connector Not Elbow
BTR101964	PB	Pipe Bend
BTR101870*	GR0C2	Rail Elbow & Crn Flange 2Pk
BTR101860*	GR0C	Rail Elbow & Std Flange Cnr Flange
BTR101720*	GR01	Rail Elbow & Wall Flange
BTR101760	GR01SL	Two Elbows. Two Slimline Flanges with Fixings

NDIS Item Code 06_181806381_0111_2_2 * DVA AL09



Suction Grab Rails

- This range of suction grab rails are lightweight and portable, featuring a durable commercial grade suction cup making them the strongest in the market. Easy to install and remove without any tools, the suction grab rails come in a range of standard, telescoping and pivot grip.

Note: Check Suitability of Surface Before Use. Not Suitable for All Surfaces.

1 YEAR WARRANTY



Code	Description	Length
BTR102201	Suction Grab Rail	330mm
BTR102202	Suction Grab Rail – Medium Telescoping	480 – 610mm

NDIS Item Code 05_098800044_0103_1_2



Specialty Toilet Rails

- This range of Specialty Toilet Rails have a number of various configurations of rail length and mountings to suit the requirements of each toilet configuration. These high quality stainless steel rails are manufactured from 32mm diameter 1.2mm gauge heavy grade T304 polish tube. Flanges are five holed (75mm diameter x 2.5mm thick) and are fully welded on the underside of the flange, forming an extremely strong, clean and hygienic product. Standard

wall clearance is 60mm ensuring compliance with AS1428.1:2001. All rails are manufactured with an electro-polished finish as standard. Alternatively you can request a satin or epoxy coated finish depending on your decor requirements – specify at time of order.

1 YEAR WARRANTY



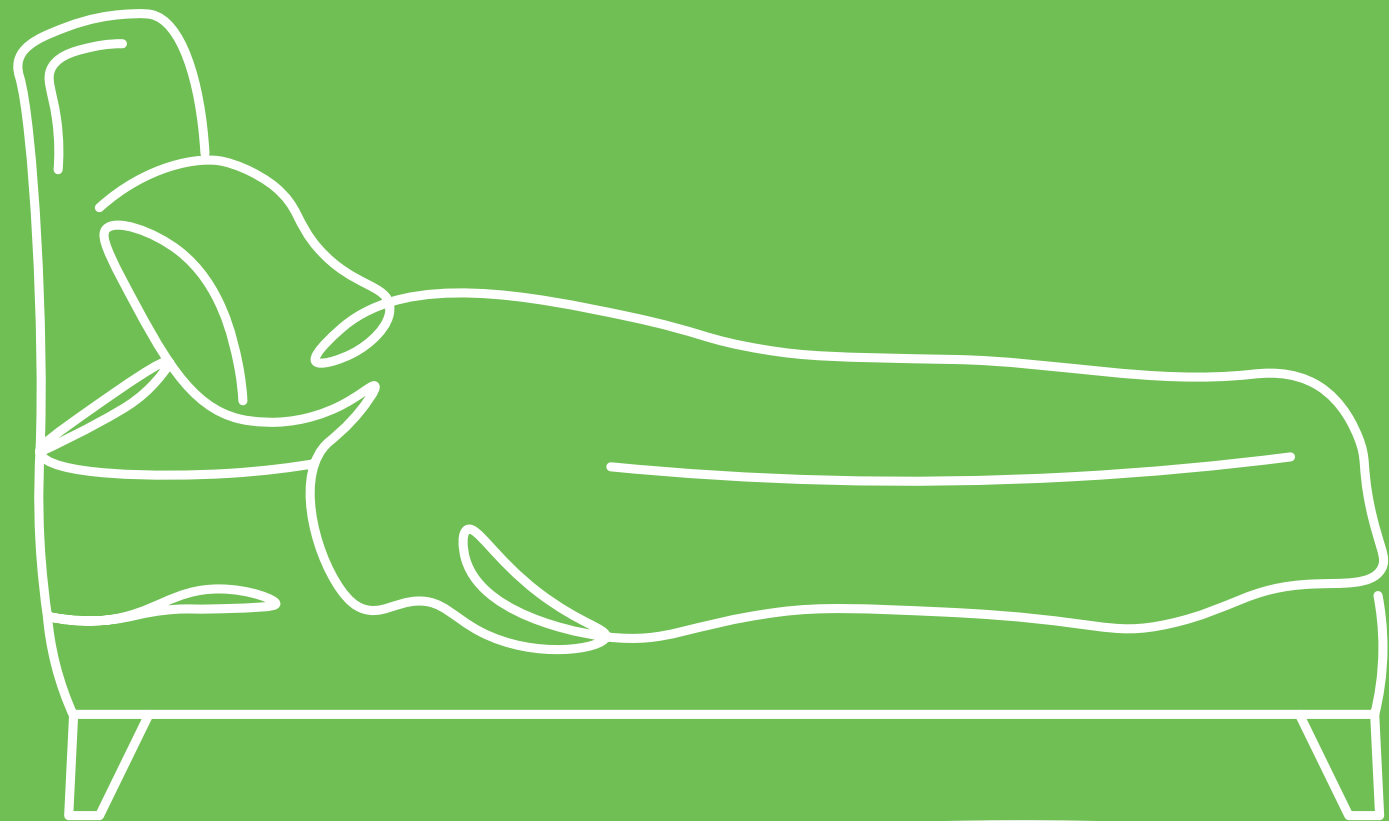
Code	Description	Length
BTR101925	Grab Rail Type 05 – Left Hand 45 Degree Bend	600mm Sections
BTR101926	Grab Rail Type 05 – Right Hand 45 Degree Bend	600mm Sections
BTR101930	Grab Rail Type 06 – Right Hand 45 Degree Bend	1400mm Sections

NDIS Item Code 06_181806381_0111_2_2



Code	Part	Description
Code		
Part		
Description		
Fixing		
BTR101810	GR03W	3 Way Fitting, Wall Flange Includes Fixings
BTR101830	GR04W	4 Way Fitting, Wall Flange Includes Fixings
BTR101890	GT	Gravity Toggles Large or Small with Centring Sleeve
Fittings		
BTR101770	GR02	One T-piece, One Wall Flange with Washer and Screw
BTR101880	GR0CD	Internal Corner Fitting, One Corner Wall Flange
Accessories		
BTR101884	PEB	50mm Diam. End Ball for Stop Ending Handrails
BTR101959	MP900	900mm Grab Rail Complete with Multi Point End Set
BTR101963	CR	Connector Ring
BTR101961	ER	End Ring
BTR101882	HH	Handset and Hose
BTR101962	LER	Large End Ring
BTR101968	LAR	Lift Away Rail
BTR101969	LAR & SL	Lift Away Rail with Support Leg
BTR101420	ATC&WBL	Multi Angle Fittings for Tubes
BTR101960	MP	Multi Point End Set
BTR101883	PE	Plug for End of Tube
BTR102930	SS	Rail Shower Slide
BTR101881	TRH	Toilet Roll Holder with Fixing for Grabrail or Wall
BTR102200	TC	Tube Connector

NDIS Item Code 06_181806381_0111_2_2



Bedroom

- 064 Home Care Beds
- 070 Aged Care Beds
- 074 Hospital Beds
- 077 Mattress Overview
- 078 Mattresses – Static
- 084 Mattresses – Dynamic
- 086 Mattresses – Other
- 087 Underlays & Overlays – Foam
- 088 Mattress Safety, Support
& Protection
- 089 Bedside Commodes
- 092 Overbed Tables
- 095 Bedroom Furnishings
- 098 Bed Sticks, Bed Poles & Other
- 101 Pillows & Supports
- 104 Sleep Positioning Aids

Home Care Beds



Home Care Beds

Aspire ComfiMotion ACTIV CARE Bed



The Activ Care bed combines the absolute best of in-home care functionality, positioning and low height safety with luxurious contemporary style for enhanced comfort, care and wellbeing.

Personalised Positioning

Hand control allows users to find their perfect position to maximise comfort and relaxation

Battery Backup

Provides the user with confidence that the bed will still operate during a power outage

Night Assist

Luminous underbed halo for safe entry and exit

Ultra Low Height

195mm low mattress platform height significantly reduces the risk of injury in the event of a fall from bed



Press & Hold Safety Handset
Intuitive, large button interface enhances usability

Massage
Relaxing vibration modes for personalised neck, shoulder and back relief

USB Charge
Connect and charge your devices conveniently

Box-on-Box Design
Facilitates easier entry and exit, allowing true flush positioning of beds in companion or dual adjustable bed configurations

*Mattress sold separately



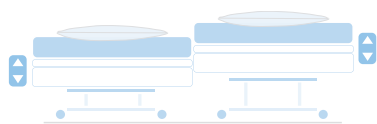
- 1 YEAR WARRANTY Handset
- 2 YEAR WARRANTY Electronics
- 10 YEAR WARRANTY Frame

Bed Collection



Luxurious adjustable bed collection for an enhanced sleeping experience. We believe that creating a supportive and luxurious sleep environment can significantly improve health and wellbeing. Our ComfiMotion Collection is designed to blend seamlessly into the home Environment, whilst improving comfort and independence.

Companion Sleeping



Dual Adjustable Beds

Designed to sit flush when positioned together to enable close monitoring and enhanced care. This configuration offers the flexibility of independent adjustability, without compromising on the sense of inclusivity and intimacy between partners.



Fixed Companion Bed

Matching single bed without any adjustability designed to sit flush when positioned together. It facilitates a side-by-side sleeping arrangement at a fixed height of 370mm, without compromising on the users care and assistance requirements.

Aspire ComfiMotion Fixed Companion Bed



Code	Description	Overall Length	Overall Width	Overall Height
BEB046800	ComfiMotion Fixed Companion Bed – Portobello Grey – Long Single	2030mm	920mm	370mm

NDIS Item Code 05_181210111_0103_1_2 DVA AB01

Functions

Hi-Lo Functionality: Assists with manual handling and helps to mitigate fall risks.

Head Tilt: Relaxes neck muscles, providing optimal support whilst reading or watching TV.

Back Raise: Improves postural support and can ease symptoms of reflux, respiratory conditions, snoring and sleep apnoea.

Clinical Positioning: One touch raises back and legs to alleviate cardiac exertion, improving resting comfort.

Leg Raise: Promotes circulation, relieving tired, swollen/fatigued or painful limbs.

Memory Function: Allows the user to set and return to their preferred positions at any time with one click of a button.

Zero Gravity: Helps to relax the circulatory system and muscles of the lower back.

Seated Position: Assists with bed entry and exit and upright dining.

Trendelenburg (and Reverse): Can assist care givers when repositioning a user*.

*Carers should seek advice from a trained Allied Health professional for correct manual handling techniques.

Code	Description	Overall Length	Overall Width	Overall Height	S.W.L
BEB046740	ComfiMotion Activ Care Bed – Long Single	2030mm	920mm	195 – 700mm	250kg
BEB046750	ComfiMotion Activ Care Bed – King Single	2030mm	1070mm	195 – 700mm	250kg
BEB046760	ComfiMotion Activ Care Bed – Long Double	2030mm	1370mm	195 – 700mm	360kg
BEB046770	ComfiMotion Activ Care Bed – Queen	2030mm	1520mm	195 – 700mm	360kg

*Please refer to Aspire ComfiMotion Bed Collection User Manual for recommended mattress sizes and bed weight

NDIS Item Code 05_181210111_0103_1_2

Aspire ComfiMotion CARE Bed

The Care Bed is a hi-lo adjustable bed that blends seamlessly into the home without compromising on the therapeutic needs of the user or safety of partners or carers.

Night Assist

Luminous underbed halo for safe entry and exit throughout the night.

Safe- Lowering Technology

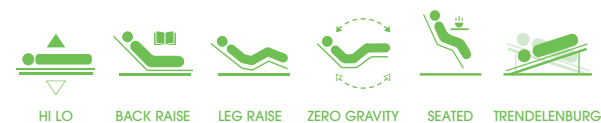
Ensures that back, leg and Hi- Lo functions only lower under the force of gravity reducing potential for accidents or injuries.

Box-on-Box Design


Facilitates easier entry and exit, allowing true flush positioning of beds in companion or dual adjustable bed configurations



*Mattress sold separately



HI LO BACK RAISE LEG RAISE ZERO GRAVITY SEATED TRENDENBURG



Portobello Grey



S.W.L 180KG

1 YEAR WARRANTY Handset

2 YEAR WARRANTY Electronics

10 YEAR WARRANTY Frame



German Engineered Motors

For smooth, quiet adjustment

Press And Hold Safety Handset

Intuitive, large button interface enhances usability.



CARE HANDSET

Enclosed Frame Design

Ensures optimal positioning when getting into bed and safely covers the moving base platform.

Hi- Lo Adjustable Bed



Aspire ComfiMotion RELAX Bed

The Relax Bed has a fixed base and combines luxurious finishes with multiple positioning and therapeutic functions to support users and carers alike.

Night Assist

Luminous underbed halo for safe entry and exit throughout the night.

Massage

Relaxing vibration modes for personalised neck, shoulder and back relief

Press & Hold Safety Handset


Intuitive, large button interface enhances usability

Box-on-Box Design

Facilitates easier entry and exit, allowing true flush positioning of beds in companion or dual adjustable bed configurations



BACK RAISE LEG RAISE HEAD TILT ZERO GRAVITY



Portobello Grey

1 YEAR WARRANTY Handset

2 YEAR WARRANTY Electronics

10 YEAR WARRANTY Frame



German Engineered Motors

For smooth, quiet adjustment

Personalised Positioning

Hand control allows users to find their perfect position to maximise comfort and relaxation.



RELAX HANDSET

USB Charge

Connect and charge your devices conveniently.

Fixed Base Bed
Ideal as a Companion Bed



*Mattress sold separately

Functions

Hi- Lo Functionality: Assists with manual handling and helps to mitigate fall risks.

Back Raise: Improves postural support and can ease symptoms of reflux, respiratory conditions, snoring and sleep apnoea.

Clinical Positioning: One touch raises back and legs to alleviate cardiac exertion, improving resting comfort.

Leg Raise: Promotes circulation, relieving tired, swollen/fatigued or painful limbs.

Zero Gravity: Helps to relax the circulatory system and muscles of the lower back.

Seated Position: Assists with bed entry and exit and upright dining.

Trendelenburg (and Reverse): Can assist care givers when repositioning a user*.

*Carers should seek advice from a trained Allied Health professional for correct manual handling techniques.

Code	Description	Overall Length	Overall Width	Overall Height
BEB046720	ComfiMotion Care Bed – Long Single	2030mm	920mm	280 – 650mm
BEB046730	ComfiMotion Care Bed – King Single	2030mm	1070mm	280 – 650mm

NDIS Item Code 05_18121011_0103_1_2 DVA AB01

Functions

Head Tilt: Relaxes neck muscles, providing optimal support whilst reading or watching TV.

Back Raise: Improves postural support and can ease symptoms of reflux, respiratory conditions, snoring and sleep apnoea.

Leg Raise: Promotes circulation, relieving tired, swollen and/or painful limbs.


Zero Gravity: Helps to relax the circulatory system and muscles of the lower back.

Memory Function: Allows the user to set and return to their preferred positions at any time with one click of a button.

Code	Description	Overall Length	Overall Width	Overall Height	S.W.L
BEB046900	ComfiMotion Relax Bed – Long Single	2030mm	920mm	280mm	180kg
BEB046910	ComfiMotion Relax Bed – King Single	2030mm	1070mm	280mm	180kg
BEB046920	ComfiMotion Relax Bed – Long Double	2030mm	1370mm	280mm	360kg
BEB046930	ComfiMotion Relax Bed – Queen	2030mm	1520mm	280mm	360kg

NDIS Item Code 05_18121011_0103_1_2

Accessories



Allure Headboard

- Stylish headboard to fit ComfiMotion bed collection
- Subtle square padded design

Code	Description
BEA830120	Allure Headboard – Long Single
BEA830130	Allure Headboard – King Single
BEA830132	Allure Headboard – Long Double
BEA830134	Allure Headboard – Queen
BEA830136	Allure Headboard – King

NDIS Item Code 05_180315111_0103_1_2 * DVA AB19



Chesterfield Headboard

- Stylish headboard to fit ComfiMotion bed collection
- Chesterfield padded design

Code	Description
BEA830100	Chesterfield Headboard – Long Single
BEA830110	Chesterfield Headboard – King Single
BEA830112	Chesterfield Headboard – Long Double
BEA830114	Chesterfield Headboard – Queen
BEA830116	Chesterfield Headboard – King

NDIS Item Code 05_180315111_0103_1_2 * DVA AB19



Memory Foam Mattress

- Integrated side-walls
- Contoured Immersion
- Superior breathability
- Anti-microbial

Code	Description	S.W.L
BEM469910*	Memory Foam Mattress – Long Single	250kg
BEM469920*	Memory Foam Mattress – King Single	250kg
BEM469930*	Memory Foam – Pressure Care – Long Single	250kg
BEM469940	Memory Foam – Pressure Care – King Single	250kg
BEM469922	Memory Foam – Long Double	360kg
BEM469924	Memory Foam – Queen	360kg
BEM469942	Memory Foam – Pressure Care – Double	360kg
BEM469944	Memory Foam – Pressure Care – Queen	360kg

NDIS Item Code 05_043306003_0103_1_2 * DVA AB14



Pocket Spring Mattress

- Weight activated support zones that contour to individual body shapes to improve comfort, maximising support and sleep quality
- Integrated side-walls
- Luxuriously soft pillowtop layer

Code	Description	S.W.L
BEM469800*	Pocket Spring Mattress – Long Single	250kg
BEM469810*	Pocket Spring Mattress – King Single	250kg
BEM469820	Pocket Spring Mattress – Long Double	360kg
BEM469830	Pocket Spring Mattress – Queen	360kg

NDIS Item Code 05_043306003_0103_1_2 * DVA AB14




Crook Handle Bed Stick

- Provides multiple grip points to assist repositioning in bed, and safe entry and exit
- Designed to be used in conjunction with ComfiMotion bed collection

Code	Description
BEA830200	Crook handle for CARE Bed
BEA830211	Crook handle for ActivCare bed

NDIS Item Code 05_181200711_0103_1_2



Bed Rail

- Improves bed edge awareness and offers multiple grip points for repositioning and bed mobility
- Designed to be used in conjunction with ComfiMotion bed collection

Code	Description
BEA830210	Bed rail for CARE Bed
BEA830212	Bed rail for ActivCare bed

NDIS Item Code 05_181200711_0103_1_2 * DVA AB09



Breeze Pillow

- Surface Cooling Technology Helps regulate your body temperature for a more comfortable sleep experience
- Medium Density, Immersive Memory Foam

Code	Description
BEP050100	ComfiMotion Breeze Pillow

NDIS Item Code 03_090000911_0103_1_1




Plush Pillow

- Plush Fibrefill sleep surface and Memory Foam core provides ergonomic support and comfort
- Medium density

Code	Description
BEP050110	ComfiMotion Plush Pillow

NDIS Item Code 05_181200711_0103_1_2




Battery Backup

- Provides peace of mind in the event of a power outage
- Designed to be used in conjunction with ComfiMotion bed collection

Code	Description
BEA830220	Battery Backup

NDIS Item Code 05_181200711_0103_1_2



Universal 3/4 Folding Side Rails

- Adaptable to fit many bed frames
- Prevents falls from bed
- Fold safely down and out of the way when not in use

Code	Description
BEA029700	Universal 3/4 Folding Side Rails

NDIS Item Code 05_180315111_0103_1_2

Aspire Lifestyle Community Care Bed

HIGHLY ADJUSTABLE

Five electrically adjustable functions to suit all comfort and positioning needs:
Recommended mattress:
Lifecomfort Deluxe AC (BEM046510)

- High Low
- Backrest (60°)
- Knee Bend (30°)
- Trendelenburg (10.5°)
- Combined Backrest Knee Bend



*Mattress sold separately

3/4 length fold down side rails (opt. accessory)

Full length laminate side rails (opt. accessory)

Four total lock castors to safely locate the bed and prevent castor roll and directional rotation

Transportable Design

Tool free with no requirement to remove electronics during assembly and set-up, ensuring quick and easy readiness upon delivery or for transportation and storage.
(Bed comes pre-assembled in the upright transport configuration shown, including transport brackets. Simply wheel the bed from the carton.)

Sophisticated Timber Laminate + Gunmetal Grey Frame

S.W.L 220KG

1 YEAR WARRANTY Handset

2 YEAR WARRANTY Electronics

3 YEAR WARRANTY Frame

Code	Description	Overall Length	Overall Width	Bed Height Range	Mattress Dimensions	Folded Dimensions
BEB046030*	Lifestyle Community Care Bed – Single	2220 – 2370mm	995mm	245 – 645mm	2000x900x150mm	405x995x1165mm
BEB046040*	Lifestyle Community Care Bed – King Single	2220 – 2370mm	1155mm	245 – 645mm	2030x1050x150mm	405x1155x1165mm
BEA016586	3/4 Folding Bed Side Rails					
BEA029863	Full Length Sublime Teak Bed Side Rails					
BEA029864	Bed Side Rail Extension Kit – Sublime Kit					

NDIS Item Code 05_181210111_0103_1_2 * DVA AB01

Aspire MAXI Lifestyle Community Care Bed

HIGHLY ADJUSTABLE

Five electrically adjustable functions to suit all comfort and positioning needs:
Recommended mattress:
Lifecomfort MAXI Lifestyle (BEM046710)

- High Low
- Backrest (60°)
- Knee Bend (30°)
- Trendelenburg (10.5°)
- Combined Backrest Knee Bend



*Mattress sold separately
Pictured without side rails

Strong frame with Linak electronics and handset

Portable bariatric solution with large 400kg S.W.L

3/4 length fold down side rails (opt. accessory)

Four total lock castors to safely locate the bed and prevent castor roll and directional rotation

Transportable Design

One touch electric folding design, no need for manual setup or disassembly.



Sophisticated Timber Laminate + Gunmetal Grey Frame

S.W.L 400KG

1 YEAR WARRANTY Handset

2 YEAR WARRANTY Electronics

3 YEAR WARRANTY Frame

Code	Description	Overall Length	Overall Width	Bed Height Range	Mattress Dimensions	Folded Dimensions
BEB046020	MAXI Lifestyle Community Care Bed – Super King Single	2290mm	1360mm	330 – 730mm	2060x1150x200mm	415x1360x1270mm
BEA016586	3/4 Folding Bed Side Rails					

NDIS Item Code 05_181210111_0103_1_2

Aged Care Beds



Aidacare FL250 Floorline Bed



¹ Floorlevel Positioning

² Care Height – Entry/Egress Assistance

³ Chair Position – Reading and Upright Dining

- 110mm Low Height¹ / 740mm Max Height
- Four Section Wipe Clean Mattress Platform
- Powered Backrest 0 – 60°, Powered Knee Break 0 – 35°
- Auto-Regression in Backrest and Knee Break
- Trendelenburg / Reverse Trendelenburg
- Underbed Lighting for Falls Prevention

- Intelligent Wall Protection Buffer
- Integrated Bed Extension to 100mm and 200mm
- One Button Optimum Ingress / Exit and CPR²
- One Button Chair Positioning³
- Foot- end control panel

Standard Bed Ends (sold separately)



Tahoe Sublime Teak



Vail Milano Walnut

Standard Side Panels



Sublime Teak



Milano Walnut

Made to Order Bed Ends



Tallo

Timber or laminate surround and recessed timber veneer inner with a straight gap detail.



Eyre

Timber or laminate surround and recessed timber veneer inner with a curved gap detail.



Como

Timber or laminate surround and recessed timber veneer inner.



Sophia

Timber surround with upholstered inner detail on headboard and recessed timber veneer detail on footboard.

Aged Care Beds

Aidacare FL250 Floorline Bed



Four section wipe clean mattress platform



Handset and attendant control panel – both backlit and lockable

Integrated bed extension of 100mm and 200mm

Underbed clearance minimum of 30mm

Underbed lighting for falls prevention



*Mattress sold separately

Auto- regression in backrest and knee break for shear- force reduction



Mattress retainers at sides / foot end

In- line central locking brakes, and 8 x 75mm twin castors

Intelligent wall protection buffer

Auto locking brakes

Optional Accessories



Split Folding Side Rails
BEB046525

Folding Assist Bar
BEB046520

Self Help Pole
BEB046540

IV Pole
BEB046530

Battery Backup
BEB046590

Width Extension Kit
BEB046500

Easy Move Transport System
BEA030050

Customisable Finishes – Customise to suit your interior design specifications or desires – timber, veneer, laminate, fabric, upholstery, any colours, shapes and sizes.

Code	Description	Mattress Dimensions	Overall Width	Overall Length	Length Extension	Product Weight	S.W.L
BEB046100	FL250 Floorline Bed – Single	2000 x 900mm	900mm	2088 – 2288mm	100 – 200mm	105kg	250kg
BEB046150	FL250 Floorline Bed – King Single	2000 x 1060mm	1060mm	2088 – 2288mm	100 – 200mm	115kg	250kg

NDIS Item Code 05_181210111_0103_1_2

DVA AB01

Bed End Sets with Attendant Control Panel (Sold Separately)

Code	Description
BEB046200	Bed End Set – Single – Tahoe (Sublime Teak)
BEB046210	Bed End Set – Single – Vail (Milano Walnut)
BEB046220	Bed End Set – King Single – Tahoe (Sublime Teak)
BEB046230	Bed End Set – King Single – Vail (Milano Walnut)

NDIS Item Code 05_180315111_0103_1_2

DVA AB19

Acute Conversion Kit

Code	Description
BEB046235	Acute Conversion Kit – Aidacare FL250 Floorline Bed

NDIS Item Code 05_180315111_0103_1_2

Bed Side Panels – Choose Appropriate Size Attachment Hardware

Code	Description
BEB046240	Bed Side Panels – Tahoe (Sublime Teak) – Hardware separate
BEB046250	Bed Side Panels – Vail (Milano Walnut) – Hardware separate
GSP391630	Bed Side Panels Attachment Hardware – Single Bed

NDIS Item Code 05_180315111_0103_1_2

1 YEAR WARRANTY Handset

3 YEAR WARRANTY Electronics

10 YEAR WARRANTY Frame



Aidacare AC4 Bed

Integrated wall protection buffer bar

Central locking function

Integrated bed extension caters to a large height range of users



Shown with optional padded surrounds



Removable bed ends (supplied with sublime teak laminate shown with padded surround kit option)

Four section wipe clean mattress platform for improved infection control

Integrated cable management conduit facilitates air mattress cords to be kept away from moving bed sections

Optional Accessories



Padded Surround Kit – Single BEA829150
Padded Surround Kit – King Single BEA829160
Self Help Pole BEA829140
IV Pole BEA029710
3/4 Folding Side Rails BEA829100
Sublime Teak Bed Ends Come as Standard



1 YEAR WARRANTY Handset

3 YEAR WARRANTY Electronics

10 YEAR WARRANTY Frame

Code	Description	Mattress Dimensions	External Length	External Width	Height Range	Backrest Angle	Knee Raise Angle	Product Weight
BEB050400*	Aidacare AC4 Bed – Single – Sublime Teak Bed Ends	2000x900mm	2100mm (+200mm extension)	920mm	300 – 750mm	70°	40°	112kg
BEB050410*	Aidacare AC4 Bed – King Single – Sublime Teak Bed Ends	2000x1060mm	2100mm (+200mm extension)	1070mm	300 – 750mm	70°	40°	116kg
BEA831330	Battery Backup							

* NDIS Item Code 05_181210111_0103_1_2

Contego Floorline Folding Bed



Low Height Position

*Mattress sold separately

- Floor bed lowers to within 110mm off the floor for safety and access in aged care
- Fully height adjustable with Trendelenburg tilt (15°) for drainage and positioning
- 75° Backrest and 30° Kneebend
- Lightweight, dismantle frame for easy transportation
- Integrated cable management to suit all alternating air mattress systems
- Removable head and footboards
- 100mm castors


- Standard single bed or king single bed extension available
- Mattress retainers are included

CONFIGURATIONS:

Recommended mattresses:
Lifecomfort Deluxe AC (BEM046510) or
Lifecomfort Deluxe King Single (BEM046455)



Optional Side Rails



Anti-fall Floor Rail System



3 YEAR WARRANTY Electrics

10 YEAR WARRANTY Frame

Code	Description	External Length	External Width	Bed Height Range	Mattress Dimensions
BEB049500**	Contego Floorline – Single 4 Section + Patient Retaining System	2250mm	920mm	110 – 710mm	1950 x 880mm
BEB049505*	Contego Floorline – King Single 4 Section – Falls Prevention Rail System				
BEA824100*	Contego Accessory King Single Extension (Must be Factory Fitted)				
BEA824105***	Contego Accessory Bed Side Rails – Pair				
BEA824125*	Contego Accessory Bed Wall Bumper				
BEA824127	Contego Accessory Bed Extension 100mm				
BEA824126	Contego Accessory Bed Extension 250mm				
BEA824128	Contego Accessory Bed Storage and moving frame				
MBT40210	Portable Power Supply				

* NDIS Item Code 05_181210111_0103_1_2 ** DVA AB01 *** DVA AB09

Careline Huntington's Bed - Electric



The Careline Huntington's Bed is built with a sturdy construction to withstand the constant movements by the user.

The bed offers high low functions, backrest and leg support in addition to being fully padded for the protection of the user. This padding extends to the head and footboards and also the rails are padded.

The padded rails are electrically operated to minimise risk to users and also carers. The castors are lockable by a foot control.

- Fully padded at head, feet and sides
- Rounded edges
- Padded sides are electronically powered
- No gaps to ensure limbs do not get caught
- Robust, waterproof vinyl covers
- German made
- Hi- Lo electrically adjustable bed
- Suitable for Community and Nursing homes




*Mattress sold separately



1 YEAR WARRANTY

Code	Description	External Width	Bed Height Range	Mattress Dimensions	Backrest Incline/Decline	Knee Bend Incline/Decline
BEB046010	Huntington's Bed – Electric	900 – 1100mm	430 – 610mm	2000 x 900mm	0 – 55°	0 – 40°

* NDIS Item Code 05_181210111_0103_1_2



Hospital Beds



Malvestio Delta 4 Ward Bed



Side rails with integrated electric controls

Integrated oxygen cylinder holder

Wide area of radiotransparency with a tray for x-rays

Automatic self-brake

Safe exit control moves the platform to the minimum height to facilitate the patient to get up from the bed

Attendant control panel



High containment side rails (42cm from the mattress platform)

Easily removable headboard and footboard

Integrated bed length extension of 300mm

1 YEAR WARRANTY Handset

3 YEAR WARRANTY Electronics

10 YEAR WARRANTY Frame



Code	Description	Overall Width	Overall Length	Overall Height	Patient Surface Length	Patient Surface Width
BEB050140	Delta 4 Ward Bed	990mm	2200mm	390 – 790mm	2000mm	880mm
BEB050150	Delta 4 Ward Bed w/ Drive Wheel	990mm	2200mm	390 – 790mm	2000mm	880mm

NDIS Item Code 05_181210111_0103_1_2

Hospital Beds

Malvestio VIVO ICU Bed



Alternating air mattress with full bed integration to maximise therapeutic benefit

Radio transparent patient surface for fluoroscopic examinations

Intuitive control panels within the gas assisted folding side rails

Integrated bed extension to suit a range of patient heights

Integrated nurse control panel provides fast and effective positioning of the patient support surface

Patient Anti Slipping System (PAS) offsets the patient movement towards the foot end of the bed during backrest adjustment



Touch screen panel in the foot end allows for the bed and integrated air mattress functions to be controlled with ease

Safety alarm system ensures the base of the bed is clear before any movements, preventing entrapment and damage

Lateral tilting patient surface

Programmable for individual patient needs between +/- 15°



1 YEAR WARRANTY Handset

3 YEAR WARRANTY Electronics

10 YEAR WARRANTY Frame



Code	Description	Overall Width	Overall Length	Overall Height	Patient Surface Length	Patient Surface Width
BEB050100	Malvestio VIVO ICU Bed	1080mm	2190 – 2420mm	480 – 820mm	2210mm	910mm

NDIS Item Code 05_181210111_0103_1_2

Malvestio Botero Bariatric Ward Bed



Full Trendelenburg functionality of - 17° to 17°

Backrest translation (autoregression)

Attendant control panel

Antibacterial powder coating for improved infection control

Optional Accessories



Static Mattress w/ Extension Bolster BEB050200*



Self Help Pole BEA825100



Telescopic IV Pole BEA825101

Integrated folding side rails

Removable width adjustable head and foot panels

Integrated bed length extension of 180mm

Central locking castors with integrated directional lock

150mm Tente Castors

Low height of 380mm

1 YEAR WARRANTY Handset

3 YEAR WARRANTY Electronics

10 YEAR WARRANTY Frame



Code	Description	Overall Width	Overall Length	Overall Height	Patient Surface Length	Patient Surface Width
BEB050200	Botero Bariatric Ward Bed	1020 – 1220mm	2260 – 2440mm	380 – 850mm	2000 – 2180mm	1020 – 1220mm
BEB050201	Botero Bariatric Ward Bed w/ Integrated Weigh Scale	1020 – 1220mm	2260 – 2440mm	380 – 850mm	2000 – 2180mm	1020 – 1220mm

NDIS Item Code 05_181210111_0103_1_2 * 05_043306003_0103_1_2

Aidacare FL250 Floorline Acute Bed



Auto-regression in backrest and knee break for shear-force reduction

Chair positioning for improved pressure management and respiration

Mattress retainers located at sides and foot end (extendable)*

Under bed clearance – while the FL250 achieves a low height of 110mm

SmartDescent automatically slows descent speed allowing possible impingements to be identified and moved

Intuitive backlit handset with CPR function



Underbed lighting provides enhanced night navigation for falls prevention

Foot activated In-line central locking brakes are colour coded for enhanced usability

1 YEAR WARRANTY
Handset

3 YEAR WARRANTY
Electronics

10 YEAR WARRANTY
Frame



*Mattress not included

Code	Description	Overall Width	Overall Length	Patient Surface Length	Patient Surface Width	Product Weight
BEB046100**	FL250 Floorline Acute Bed – Single	900mm	2088 – 2288mm	2000mm	900mm	105kg
BEB046150**	FL250 Floorline Acute Bed – King Single	1060mm	2088 – 2288mm	2000mm	1060mm	115kg
BEB046235*	Acute Conversion Kit					

NDIS Item Code 05_181210111_0103_1_2 * 05_180315111_0103_1_2 ** DVA AB01

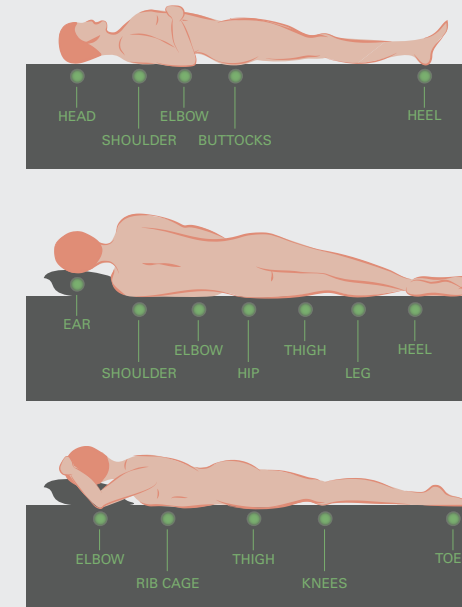


Mattress Overview

Pressure Care Mattress Selection Guide



Bony prominences that can cause pressure injuries include:



Mattresses – Static

- L** ComfiMotion Classic Memory Foam..... 76
- ComfiMotion Classic Pocket Spring..... 76
- Lifecomfort Standard..... 78
- Lifecomfort with Safety Sides..... 78
- M** Lifecomfort Deluxe..... 78
- M** Lifecomfort Pressure Reducing..... 79
- Lifecomfort Premier Care..... 79
- Lifecomfort Premier Acute Care 79
- H** Lifecomfort Acute Care..... 80
- Lifecomfort Bariatric..... 80
- Lifecomfort with ROHO® Insert..... 80
- Lifecomfort Extension Bolster..... 80
- ROHO® Mattress Sections..... 81

Mattresses – Alternating Air

- H** Lifecomfort Hybrid Mattress Systems..... 80
- Lifecomfort Hybrid Acute..... 80
- Lifecomfort Active Air 8 Mattress Replacement..... 82
- Lifecomfort Active Air Acute 8 Mattress Replacement..... 82
- Lifecomfort Active Air Bari 10 Mattress Replacement 83
- V** Lifecomfort Active Air 5 Mattress Overlay..... 83
- Lifecomfort Active Air 4 Mattress Overlay..... 83

Mattresses – Other

- L** Concave Positioning Cover 84
- M** Softform Maxi Glide 84
- H** Softform Premier Active..... 85

Underlays & Overlays – Foam

- L** Lifecomfort Pressure Safety Underlay 84
- General Overlays..... 85

Mattress Safety, Support & Protection

- L** Lifecomfort Fall Safety Mat 85
- Lifecomfort Evacuation Sheet 86
- Mattress Protector Sheets..... 86

Aspire ComfiMotion Memory Foam Mattress



The ComfiMotion Memory Foam mattress contours to the users body, providing personalised comfort and transitional pressure relief. Integrated side-walls increase roll resistance at the bed edge and assist users, partners or carers with extra rigidity to ease bed entry and exit.

- Contoured Immersion: Specially layered memory foam provides contoured immersion for support and pressure relief.
- Superior breathability: Up to 8x more breathable than conventional memory foams.
- Anti-microbial: Environmentally safe treatment is added to the foam which reduces odours and kills 99.9% of bacteria.
- Eco-friendly GECA Foam is produced using cleaner chemicals and production technology.

S.W.L 180KG **5 YEAR WARRANTY Foam**

Code	Description	Length	Width	Height
BEM469910*	Memory Foam Mattress – Long Single	2030mm	920mm	200mm
BEM469920*	Memory Foam Mattress – King Single	2030mm	1070mm	200mm
BEM469922	Memory Foam Mattress – Long Double	2030mm	1370mm	200mm
BEM469924	Memory Foam Mattress – Queen	2030mm	1520mm	200mm
BEM469930*	Memory Foam Mattress – Pressure Care – Long Single	2030mm	920mm	200mm
BEM469940*	Memory Foam Mattress – Pressure Care – King Single	2030mm	1070mm	200mm
BEM469942	Memory Foam Mattress – Pressure Care – Long Double	2030mm	1370mm	200mm
BEM469944	Memory Foam Mattress – Pressure Care – Queen	2030mm	1520mm	200mm

NDIS Item Code 05_043306003_0103_1_2 *DVA AB14

Aspire ComfiMotion Pocket Spring Mattress



The ComfiMotion Pocket Spring mattress offers zoned support springs that respond and contour to the individual body shape to improve comfort, maximising support and sleep quality.

- Transitional layered pocket springs arranged in weight activated support zones.
- Integrated side-walls create roll resistance at the bed edge and provide extra rigidity to ease bed entry and exit.
- Luxuriously soft pillow top layer provides a plush immersive feeling complimented by the responsive pocket springs.

S.W.L 180KG **5 YEAR WARRANTY Foam**

Code	Description	Length	Width	Height
BEM469800*	Pocket Spring Mattress – Long Single	2030mm	920mm	240mm
BEM469810*	Pocket Spring Mattress – King Single	2030mm	1070mm	240mm
BEM469820	Pocket Spring Mattress – Long Double	2030mm	1370mm	240mm
BEM469830	Pocket Spring Mattress – Queen	2030mm	1520mm	240mm

NDIS Item Code 05_043306003_0103_1_2 *DVA AB14

L Low Risk **M** Medium Risk **H** High Risk **V** Very High Risk



ABOUT LIFECOMFORT® MATTRESSES

LIFECOMFORT® Mattresses have set the benchmark in sleep surface quality and performance in Australia for more than a decade.

All **LIFECOMFORT®** Mattresses are fitted with superior, hospital-grade polyurethane coated covers designed to withstand the rigors of usage and cleaning requirements in Home Care, Aged Care and up to Acute Care environments.

Multiple foam layering combinations provide maximum comfort, support and pressure redistribution across a wide range of user shapes and sizes.

Standard Inclusions

- **Durable Hospital Grade Foam** that is treated for antimicrobial and antibacterial properties.
- **Breathable, 4-Way Stretch Waterproof Cover** to reduce shear, friction and maintain skin microclimate.
- **Medical Grade Waterfall Covers** are fully-welded over the zipper to maximise infection control.
- **Asset Management Ready** with batch and serial numbers printed on all covers.

INFECTION CONTROL
Welded waterfall mattress covers

CARRY HANDLE
Integrated handles for safe manual handling

HOSPITAL GRADE
Suitable for bleach concentrations up to 10,000ppm

4-SIDED ZIPPER
Easily removed for effective cleaning


4-WAY STRETCH
For shear mitigation and friction reduction

IMMERSION
Immersive surface contours and cradles around the user for personalised pressure relief and comfort



L Low Risk **M** Medium Risk **H** High Risk **V** Very High Risk

Aspire LIFECOMFORT® Standard



FOAM LAYERS

- IMMERSIVE SURFACE: Immersive visco-elastic
- COMFORT, SAFETY & SUPPORT BASE: Supportive high resilience foam

AVAILABLE WITH SAFETY SIDES
An adaptation of the LIFECOMFORT Standard Mattress to include side wall support to help minimise the risk of falls from bed.

- This dual layered mattress with visco-elastic upper, is an economical comfort solution for in home use and ideal for light weight users
- Soft and supportive surface designed for lighter weight users and ideal for palliative care
- An adaptation of the Lifecomfort Standard Mattress to include side wall support to help minimise the risk of falls from bed

S.W.L 120KG


5 YEAR WARRANTY Cover

5 YEAR WARRANTY Foam

Code	Description	Length	Width	Height	Safety Sides
BEM046410	Lifecomfort Standard – Single	2000mm	900mm	130mm	–
BEM046425	Lifecomfort Standard – Small	1920mm	820mm	130mm	–
BEM046460	Lifecomfort Standard – King Single	2030mm	1050mm	130mm	–
BEM046475	Foam Mattress with Safety Sides – Single	1940mm	900mm	130mm	220mm

NDIS Item Code 05_043306003_0103_1_2 DVA AB14

Aspire LIFECOMFORT® Premier Care



FOAM LAYERS

- IMMERSIVE SURFACE: Highly breathable and immersive visco-elastic
- COMFORT LAYER: High resilience foam for diverse user weight distribution
- SAFETY & SUPPORT BASE: Strong base support for maximum durability
- INTEGRATED SIDE WALLS: Strong rigid side layers for transfer efficiency and safety

- Visco-elastic upper offers three tiers of immersive support
- Designed to follow the contouring profile of an adjustable bed, the reinforced hinged sidewalls assist transfer efficiency and accentuate the sleep surface edge
- Higher S.W.L offers greater scope of managing larger residents and respite services

S.W.L 180KG


5 YEAR WARRANTY Cover

5 YEAR WARRANTY Foam

Code	Description	Length	Width	Height
BEM046725	Lifecomfort Premier Care – Single	2000mm	900mm	150mm
BEM046730	Lifecomfort Premier Care – King Single	2000mm	1050mm	150mm

NDIS Item Code 05_043306003_0103_1_2

Aspire LIFECOMFORT® Deluxe



FOAM LAYERS

- IMMERSIVE SURFACE: Immersive visco-elastic
- COMFORT LAYER: High resilience foam for support and pressure redistribution
- SAFETY & SUPPORT BASE: Strong base support for maximum durability

- Three generous foam layers including the visco-elastic upper, provides users with an immersive, pressure relieving support surface and lasting comfort.

S.W.L 150KG


5 YEAR WARRANTY Cover

5 YEAR WARRANTY Foam

Code	Description	Length	Width	Height
BEM046510	Lifecomfort Deluxe – Single	2000mm	900mm	150mm
BEM046525	Lifecomfort Deluxe – Small	1920mm	820mm	150mm
BEM046455	Lifecomfort Deluxe – King Single	2030mm	1050mm	150mm

NDIS Item Code 05_043306003_0103_1_2 DVA AB14

Aspire LIFECOMFORT® Premier Acute Care



FOAM LAYERS

- IMMERSIVE SURFACE: Ultra breathable Memory Foam for superior immersion
- CASTELLATED DUAL COMFORT LAYER: Castellated cells for greater airflow and transitional support
- SAFETY & SUPPORT BASE: Strong base support for maximum durability
- INTEGRATED SIDE WALLS: Strong rigid side layers for transfer efficiency and safety

- MEMair BREEZE™ upper for enhanced pressure relief, superior breathability and body temperature regulation
- The triple layering with castellated cells, closely contour to the user's body for optimal pressure redistribution and comfort
- Up to 8x more breathable than conventional memory foams

S.W.L 250KG


5 YEAR WARRANTY Cover

5 YEAR WARRANTY Foam

Code	Description	Length	Width	Height
BEM046735*	Lifecomfort Premier Acute Care – Single	2000mm	900mm	150mm
BEM046740	Lifecomfort Premier Acute Care – King Single	2000mm	1050mm	150mm

NDIS Item Code 05_043306003_0103_1_2 * DVA AB14

Aspire LIFECOMFORT® Pressure Reducing



FOAM LAYERS

- IMMERSIVE SURFACE: Immersive visco-elastic
- COMFORT LAYER: Plush support layer catering to smaller, lighter weight users
- SUPPORT LAYER: High resilience foam for support and pressure redistribution
- SAFETY & SUPPORT LAYER: Strong base support for maximum durability
- INTEGRATED SIDE WALLS: Strong rigid side layers for transfer efficiency and safety

- A proven leader for many years, this mattress with visco-elastic upper provides four tiers of immersive comfort and support to users requiring additional pressure relief
- Integrated sidewalls create roll resistance at the bed edge and provide extra rigidity to ease bed entry and exit

S.W.L 150KG


5 YEAR WARRANTY Cover

5 YEAR WARRANTY Foam

Code	Description	Length	Width	Height
BEM046610*	Lifecomfort Pressure Reducing – Single	2000mm	900mm	150mm
BEM046625*	Lifecomfort Pressure Reducing – Small	1920mm	820mm	150mm
BEM046660*	Lifecomfort Pressure Reducing – King Single	2030mm	1050mm	150mm
BEM046675	Lifecomfort Pressure Reducing – Double	2030mm	1370mm	150mm
BEM046680	Lifecomfort Pressure Reducing – Queen	2030mm	1520mm	150mm

NDIS Item Code 05_043306003_0103_1_2 * DVA AB14

Aspire LIFECOMFORT® Acute Care



FOAM LAYERS

- IMMERSIVE CASTELLATED SURFACE: Castellated cells offer greater airflow and transitional support
- COMFORT LAYER: Visco-elastic comfort and envelopment
- SAFETY & SUPPORT BASE: Strong U-shaped base for maximum durability and assistive support
- INTEGRATED SIDE WALLS: Strong rigid side layers for transfer efficiency and safety

- Made in the UK, the dual layered foam with castellated patient surface, provides users with immersive, pressure relieving support and lasting comfort.
- The U-shaped sidewall assists with patient transfers as well as creates roll resistance at the sleep surface edge.
- 4-sided zipper

S.W.L 250KG

5 YEAR WARRANTY Cover

5 YEAR WARRANTY Foam

Code	Description	Length	Width	Height
BEM046615	Lifecomfort Acute Care – Single	1980mm	880mm	150mm
BEM046616	Lifecomfort Acute Care – King Single	2030mm	1050mm	150mm

NDIS Item Code 05_043306003_0103_1_2 DVA AB14

L Low Risk M Medium Risk H High Risk V Very High Risk

L Low Risk M Medium Risk H High Risk V Very High Risk

Aspire LIFECOMFORT® Bariatric

FOAM LAYERS

- IMMERSIVE SURFACE**
Immersive visco-elastic
- COMFORT LAYER**
Transitional layer that boosts visco layer efficiency under higher weight loads
- SUPPORT LAYER**
High resilience foam for diverse user weight and distribution
- SAFETY & SUPPORT BASE**
Strong base support for maximum durability
- INTEGRATED SIDE WALLS**
Strong rigid side layers for transfer efficiency and safety

- A robust support surface with visco-elastic upper provides four tiers of immersion and support to users up to 300kg.
- Side wall foam density is strengthened to assist heavier users for bed entry and exit.
- 4-sided zipper

S.W.L 300KG

5 YEAR WARRANTY Cover

5 YEAR WARRANTY Foam

Code	Description	Length	Width	Height
BEM046700	Lifecomfort Bariatric	2030mm	1050mm	200mm

NDIS Item Code 05_043306003_0103_1_2 DVA AB14

Aspire LIFECOMFORT® Maxi Lifestyle

FOAM LAYERS

- COMFORT LAYER**
Transitional layer that boosts visco layer efficiency under higher weight loads
- SUPPORT LAYER**
High resilience foam for diverse user weight and distribution
- SAFETY & SUPPORT BASE**
Strong base support for maximum durability
- INTEGRATED SIDE WALLS**
Strong rigid side layers for transfer efficiency and safety

- A robust support surface designed for larger users up to 350kg
- Three foam tiers provide immersion for pressure reduction, comfort and support
- Side wall foam density is strengthened to assist heavier users for bed entry and exit
- Fitted with superior, hospital-grade polyurethane coated covers designed to withstand the rigors of usage and cleaning requirements

S.W.L 350KG

5 YEAR WARRANTY Cover

5 YEAR WARRANTY Foam

Code	Description	Length	Width	Height
BEM046710	Lifecomfort Maxi Lifestyle	2060mm	1050mm	200mm

NDIS Item Code 05_043306003_0103_1_2

Aspire HYBRID Comfort

HYBRID AIR CELLS

Memory Foam
NOW 2X AS THICK

Digital Pump
PTM638030

The Hybrid Comfort is an Acute mattress system offering foam-in-cell technology enabling flexible operation as a high comfort foam static support surface or a powered-up alternating pressure support surface. Specifically re-engineered for increased patient comfort, foam layering now effectively supports patient weight ranging from 50-230kg.

- Immersive Visco-elastic Memory Foam Surface: Top layer is now twice as thick to offer significant improvement in user comfort
- Intelligent Hose Management: When not in use the air-hose can be stored internally, reducing infection control and OH&S risks.
- Integrated Shear Reduction: Memory foam layer moves independently of the cell surface reducing shear when bed is adjusted.
- Optimised Heel Protection: Tapered heel zone redistributes pressure to lower leg, away from the vulnerable heel region. The castellated surface collapses in a wave-like movement reducing shear.
- Innovative pump technology: Reduces noise and vibration for uninterrupted sleep.

S.W.L 230KG

4 YEAR WARRANTY Cover

5 YEAR WARRANTY Foam

Code	Description	Length	Width	Height
PTM638005	Hybrid Comfort Mattress – Single	1980mm	895mm	170mm
PTM638006	Hybrid Comfort Mattress – King Single	1980mm	1050mm	170mm
PTM638030*	Digital Pump	320mm	230mm	130mm

NDIS Item Code 05_043306211_0103_1_2 * 05_043306211_0103_1_2 DVA AB14 * DVA AB19

L Low Risk M Medium Risk H High Risk V Very High Risk

Aspire LIFECOMFORT® Mattress Extension Bolsters



- Helps your facility deal with the variability of bed lengths reducing the risk of injury to the patient

Code	Description	Length	Width	Height
BEM046762*	Mattress Extension Bolster – Short – 900	100mm	900mm	130mm
BEM046764*	Mattress Extension Bolster – Short – 1050	100mm	1050mm	130mm
BEM046772*	Mattress Extension Bolster – Long – 900	200mm	900mm	130mm
BEM046774*	Mattress Extension Bolster – Long – 1050	200mm	1050mm	130mm
BEM046765	Mattress Extension Bolster – Short – 900	100mm	900mm	150mm
BEM046766	Mattress Extension Bolster – Short – 1050	100mm	1050mm	150mm
BEM046767	Mattress Extension Bolster – Short – 900	100mm	900mm	200mm
BEM046768	Mattress Extension Bolster – Short – 1050	100mm	1050mm	200mm
BEM046775	Mattress Extension Bolster – Long – 900	200mm	900mm	150mm
BEM046776	Mattress Extension Bolster – Long – 1050	200mm	1050mm	150mm
BEM046777	Mattress Extension Bolster – Long – 900	200mm	900mm	200mm
BEM046778	Mattress Extension Bolster – Long – 1050	200mm	1050mm	200mm

* NDIS Item Code 05_098800044_0103_1_2 DVA AB19

ROHO® Mattress Sections



- Dry Flotation® mattress system allows user to lie or sit comfortably for long periods
- Interconnected and flexible air cells provide protection and relief for user at risk of skin breakdown or already with early stage ulcers
- Adjustable air pressure to suit the user
- Flexibility provides effective friction and shear relief
- Drainage holes allow fluids to escape

Note: Bedsize divided into 4 sections where ROHO Mattress Sections can be applied. 1, 2, 3 or 4 sections can be used in combination with foam sections where risk of pressure is not as critical

2 YEAR WARRANTY

Code	Description	Length	Width	Height	S.W.L
PTM636335*	DRY FLOATATION® Mattress Overlay (4 sections)	1960mm	860mm	80mm	Unlimited
PTM636320**	DRY FLOATATION® Mattress Section (1 section)	490mm	860mm	80mm	Unlimited
PTM636360	Levelling Pad – Long	2032mm	864mm	80mm	100kg
PTM636220	Levelling Pad – Short	508mm	863mm	80mm	100kg

* NDIS Item Code 05_043306003_0103_1_2 ** DVA AB14

Aspire LIFECOMFORT® Pressure Reducing with ROHO Insert Cut Out

Cut Out

ROHO Section (Sold Separately)

- Bed mattress with ultimate pressure reduction solution
- Uses standard size ROHO mattress section (PTM636320) for additional pressure relief in the pelvic section of the mattress
- Support, comfort and pressure reduction all in one
- Four layer foam support design with side walls for extra stability
- Full size memory foam overlay
- Two way welded waterproof stretch cover
- Three sided zip for easy cover removal
- Welded zipper cover with waterproof flap for the best hygiene

S.W.L 150KG

5 YEAR WARRANTY Cover

5 YEAR WARRANTY Foam

Code	Description	Length	Width	Height
BEM046720	Pressure Reducing with ROHO® Insert Cut Out	1940mm	900mm	150mm

NDIS Item Code 05_043306003_0103_1_2

L Low Risk M Medium Risk H High Risk V Very High Risk

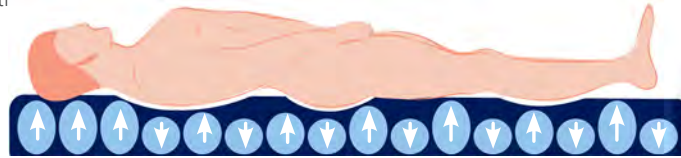
PRESSURE CARE DYNAMIC MATTRESSES

ACTIVE AIR® RANGE

Pressure care alternating air mattresses are designed to offer comfort and support for patients at high risk of pressure sores. The alternating air mattress provides increasing levels of support for medium to very high risk acute care patients.

Each mattress includes a portable, compact and quiet controller and air pump unit. The mattress utilises a system of pressure sensors and individual cylindrical air chambers to provide support and relief. Air chambers are alternately inflated and deflated to consistently and evenly distribute pressure so that no point of the body remains in contact for any length of time.

Alternating air mattresses are available as a mattress overlay or a mattress replacement for high risk patients.



Aspire ACTIVE AIR® 8 Acute Mattress Replacement with turnassist

The Active Air 8 Acute is a dynamic mattress replacement suitable for users at "Very High Risk" of Pressure Injury. Featuring easy to operate lateral air cells to assist with patient turning, the Active Air 8 Acute provides the highest levels of care into Acute and Long Term care environments.

- TURNASSIST valves located on the side of the mattress engage integrated lateral air cells to tilt the mattress surface by an angle of up to 30°.
- This improves in bed washing, changing of linen and clothing, positioning of manual handling slings/sheets and targeted relief of asymmetric/laterally located pressure areas.
- Drastically improves WHS outcomes for care workers by minimizing manual handling.
- Automatic pressure detection and adjustment to ensure lowest interface pressures for user care and safety.
- Static safety cell layer with one-way valves maintains full inflation throughout cycle to prevent bottoming out risk.



Code	Description	Length	Width	Height	No. Of Cells	Static Head Cells	Cell Cycle	CycleTime
PTM639400T	Active Air Acute 8" Mattress Replacement – Single	2000mm	900mm	200mm	24	3	1 in 3	10/15/20/25/30 mins
PTM639410T	Active Air Acute 8" Mattress Replacement – King Single	2000mm	1050mm	200mm	24	3	1 in 3	10/15/20/25/30 mins
PTM639000*	Rapid Inflation Turbo Pump							

NDIS Item Code 05_043306211_0103_1_2 * DVA AB19



Aspire ACTIVE AIR® 8 Mattress Replacement

The Active Air 8 is a dynamic mattress replacement suitable for users at "High Risk" of Pressure Injury. Featuring automatic pressure detection and adjustment to ensure lowest interface pressures for user care and safety, the Active Air 8 Acute provides the highest levels of care into Long Term care environments.

- Simple and easy to operate digital pump.
- Choice of 10, 15, 20, 25 or 30 minute cycle times.
- Cell in cell technology reduces shear and a static safety cell layer with one-way valves maintains full inflation throughout all cycles to prevent bottoming out risk.
- Breathable multi-stretch cover with welded seams and zip protection.
- Integrated cable management.



Code	Description	Length	Width	Height	No. Of Cells	Static Head Cells	Cell Cycle	CycleTime
PTM639300	Active Air 8" Mattress Replacement – Single	2000mm	900mm	200mm	20	3	1 in 2	10/15/20/25/30 mins
PTM639310	Active Air 8" Mattress Replacement – King Single	2000mm	1050mm	200mm	20	3	1 in 2	10/15/20/25/30 mins
PTM639000*	Rapid Inflation Turbo Pump							

NDIS Item Code 05_043306211_0103_1_2 DVA AB14 * DVA AB19

L Low Risk M Medium Risk H High Risk V Very High Risk

Aspire ACTIVE AIR® Bari 10 Bariatric Mattress Replacement



- Quick Inflation Blower Pump – High powered mattress pump ensures rapid inflation of mattress and constant high powered air flow for bariatric care.
- Turning Cycle – With the ability to turn a patient, the BARI 10 ensures for safe patient transfer and lateral movement, improving manual handling and wound therapy outcomes.
- AutoDetect – Based on the user's weight and size, appropriate pressure output is automatically set, ensuring optimal care and protection.
- 1 in 2, 3 or 4 alternating air cycles provides acute level therapy for maximum pressure redistribution and wound management.
- AutoProtect – When the head of the Bed is raised to 45° or more, air pressure automatically increases to prevent bottoming out.
- Continuous Low Pressure (CLP) – When activated, this mode increases user immersion and envelopment.
- Static safety cell layer maintains full inflation throughout cycle to prevent bottoming out risk.
- Pressure Care Outcomes – Intelligent cell design maximises the duration of pressure reduction in the alternation cycle.



Code	Description	Length	Width	Height	No. Of Cells	Static Head Cells	Cell Cycle	CycleTime
PTM639500	Active Air BARI 10 Mattress Replacement – Single	2000mm	900mm	270mm	20	3	1 in 2, 3 & 4	10 / 15 / 20 mins
PTM639510	Active Air BARI 10 Mattress Replacement – King Single	2000mm	1070mm	270mm	20	3	1 in 2, 3 & 4	10 / 15 / 20 mins
PTM639520	Active Air BARI 10 Mattress Replacement – Super King Single	2000mm	1230mm	270mm	20	3	1 in 2, 3 & 4	10 / 15 / 20 mins
PTM639000*	Rapid Inflation Turbo Pump							

NDIS Item Code 05_043306211_0103_1_2 * DVA AB19



Aspire ACTIVE AIR® 5 Mattress Overlay

The Active Air 5 provides an effective solution for higher weight users considered to be "At Risk" of Pressure Injury. Featuring AUTO DETECT and INTELLIGENT STATIC MODE which provide lower interface pressure and enhanced comfort, the Active Air 5 is suitable for use in a wide range of care settings from Home Care and Long Term care.

- Breathable multi-stretch cover with welded seams and zip protection.
- Variable cycle times – 10, 15 or 20 minutes.
- Integrated cable management.
- Simple and easy to operate digital pump.
- Patented cable lock protection.
- Overlays are used in conjunction with a Foam Mattress.



Code	Description	Length	Width	Height	No. Of Cells	Static Head Cells	Cell Cycle	CycleTime
PTM639200	Active Air 5" Overlay – Single	2000mm	850mm	130mm	16	3	1 in 2	10/15/20 mins
PTM639210	Active Air 5" Overlay – King Single	2000mm	1050mm	130mm	16	3	1 in 2	10/15/20 mins
PTM639000*	Rapid Inflation Turbo Pump							

NDIS Item Code 05_043306004_0103_1_2 DVA AB14 * DVA AB19



Aspire ACTIVE AIR® 4 Mattress Overlay

The Active Air 4 features COMFORT CONTROL adjustable pressure, allowing caregivers to adjust the pressure to suit the users needs. An ideal solution for Home Care or Facility environments for users considered to be "At Risk" of Pressure Injury.

- Breathable multi-stretch cover with welded seams and zip protection.
- Variable cycle times – 10, 15 or 20 minutes.
- Integrated cable management.
- Simple and easy to operate semi-digital pump.
- Patented cable lock protection.
- Overlays are used in conjunction with a Foam Mattress.



Code	Description	Length	Width	Height	No. Of Cells	Static Head Cells	Cell Cycle	CycleTime
PTM639100	Active Air 4" Mattress Overlay	2000mm	850mm	100mm	19	3	1 in 2	10 / 15 / 20 mins
PTM639000*	Rapid Inflation Turbo Pump							

NDIS Item Code 05_043306004_0103_1_2 DVA AB14 * DVA AB19

L Low Risk M Medium Risk H High Risk V Very High Risk

Caeli Air Mattress



- 3x Pillow cells
- Cover is fluid resistant, pressure reducing material, zip on
- Low air loss holes in air cell, assists cooling and reduces moisture build up
- Male quick connector to pump
- Transport cap for connector keeps mattress inflated

- 50mm foam underlay protects against bottoming out
- Securing loop / cable management
- CPR release tabs
- Carry handles
- Securing strap



Code	Description	Length	Width	Height	Cell Height (Inflated)	No. Of Cells
PTM640100	Caeli Air Mattress – Single	2000mm	840mm	200mm	150mm	18
PTM640110	Caeli Air Mattress – King Single	2000mm	1080mm	200mm	150mm	18

NDIS Item Code 05_043306211_0103_1_2

Aspire Concave Positioning Cover



- Positioning cover assists in the prevention of users rolling against side rails or falling off the bed
- Suits Aspire Active Air Mattress range
- All components are heat sealed making it impermeable to fluids for maximum infection control

- Modular foam sections can be removed to enable patient transfer
- Support system also conforms to profiling beds with head raisers and knee breaks



Code	Description	Length	Width	Height
PTM639030	Concave Positioning Cover – Active Air 5 – Single	2000mm	900mm	125mm
PTM639035	Concave Positioning Cover – Active Air 5 – King Single	2000mm	1060mm	125mm
PTM639040	Concave Positioning Cover – Active Air 8 – Single	2000mm	900mm	125mm
PTM639045	Concave Positioning Cover – Active Air 8 – King Single	2000mm	1060mm	125mm

L

SOFTFORM RANGE Premier Active



- The Softform Premier Active: features an alternating air insert beneath the castellated foam insert pad. Includes discreet pump that can be fitted to the air insert, transforming the mattress into an alternating surface
- Two-way stretch PU waterproof cover, concealed welded seams, and PU coated base
- The air cells alternate on a ten minute cycle beneath the foam insert, delivering a very low impact at the point of change, thereby delivering high levels of comfort in addition to improved pressure reduction



Code	Description	Length	Width	Height
PTM636395*	Premier Active	1970mm	880mm	152mm
PTM636396	Pump For Softform Premier Active			

NDIS Item Code 05_043306002_0103_1_2

L Low Risk M Medium Risk H High Risk V Very High Risk

Maxi Glide



- Maxi Glide: 2-surface “Glide” system reduces skin friction and shear whilst allowing the mattress to conform to changes in the bed functions. Foam castellations on the upper surface of the mattress, with Two-way stretch PU waterproof cover, and welded seams with full length flap conceals the zip
- Welded seams with full length flap conceals the zip
- Toughened PU coated base



Code	Description	Length	Width	Height
PTM636380	Maxi Glide	1970mm	880mm	152mm

NDIS Item Code 05_043306003_0103_1_2

L Low Risk M Medium Risk H High Risk V Very High Risk



Aspire LIFECOMFORT® Pressure Safety Underlay



- Provides “bottoming out” protection for air alternating mattress replacements
- Minimal height addition to overall pressure care system
- Outer cover is antimicrobial, anti bacterial, water resistant and fire retardant
- Four way rotation ensures longevity of foam performance
- Vapour permeable (breathable)

- Welded seams with water resistance zippers and reinforced waterfall flaps provide optimum confection control
- Complimentary product to be used with alternating pressure systems



Code	Description	Length	Width	Height
BEM047050	Pressure Safety Underlay – Single	2000mm	900mm	50mm
BEM047060	Pressure Safety Underlay – King Single	2030mm	1050mm	50mm

NDIS Item Code 05_098800044_0103_1_2 DVA AB19

Convolut Overlay



- Fits under bed sheet to re-distribute pressure for therapeutic pressure relief and comfort
- Egg shell shape/convoluted foam
- Improves air flow around the mattress helping to maintain a constant body temperature and improve sleep quality

Code	Description	Length	Width	Height	Warranty
PTM636260	Convolut Overlay – Single	1880mm	915mm	50mm	1 year
PTM636270	Convolut Overlay – Double	1880mm	1370mm	50mm	1 year
PTM636280	Convolut Overlay – Queen	2030mm	1520mm	50mm	1 year

NDIS Item Code 05_043306004_0103_1_2 DVA AB14

Mattress Overlay Naturelle Latex



- Anti-microbial and dust resistant to aid allergies
- Optimal orthopaedic support (naturally conforming to body contours)
- Hypoallergenic, hygienic, and antibacterial
- Superior pressure relief that helps bring oxygen and nutrients to muscles

Code	Description	Length	Width	Height	S.W.L
BEM047181	M/ Overlay Naturelle Latex – Single	1880mm	905mm	50mm	100kg
BEM047182	M/ Overlay Naturelle Latex – Double	1880mm	1355mm	50mm	100kg
BEM047183	M/ Overlay Naturelle Latex – Queen	2000mm	1505mm	50mm	100kg
BEM047184	M/ Overlay Naturelle Latex – King	2000mm	1805mm	50mm	100kg

NDIS Item Code 05_043306004_0103_1_2 DVA AB14

Mattress Overlay Spenco



- Silicone coated fibre filled overlay
- Cylindrical hollow core fibres provide greater comfort and shear reduction
- Quality breathable cotton cover
- Heavy duty stitching
- Supplied with heat sealed waterproof cover

Code	Description	Length	Width	Warranty	S.W.L
PTM636160	Mattress Overlay Spenco	1980mm	910mm	1 year	100kg

NDIS Item Code 05_043306004_0103_1_2 DVA AB19

Mattress Overlay Silicone Fibre



- Fits under bed sheet to reduce friction and shear for the whole body
- Helps improve sleep by adding extra softness and support to the bed, even if lying in one position for extended periods
- Silicone coated cylindrical hollow core fibres construction
- Assists with geriatric and palliative care, silicone fibres do not absorb perspiration or urine

Code	Description	Length	Width	Height	S.W.L
PTM636170	Mattress Overlay Silicone Fibre	1900mm	910mm	100mm	100kg

NDIS Item Code 05_043306004_0103_1_2 DVA AB19

L Low Risk M Medium Risk H High Risk V Very High Risk



Aspire LIFECOMFORT® Fall Safety Mat

- Designed to reduce the risk of injury, particularly the risk of head injury, when a person rolls out of bed
- The non-slip underside prevents accidental movement of the mat
- The reflective strip minimises the risk of tripping when used in low light
- When not in use, it can be easily folded for convenient and compact storage



1 YEAR WARRANTY

Code	Description	Length	Width	Height
BEA008550	Fall Safety Mat	1760mm	600mm	50mm

NDIS Item Code 05_181200711_0103_1_2 DVA AB19



Aspire LIFECOMFORT® Evacuation Sheet

- Designed for the emergency evacuation of the non-ambulant person
- Fits discreetly underneath the resident's mattress
- Allows bed making to occur as normal
- Remains readily accessible in case of emergency evacuation
- Fire retardant and highly durable
- The Evacuation Sheet was designed to help rescue teams, carers or nurses to slide the mattress and resident along any floor surface or even downstairs, increasing resident safety and preventing injury to nursing staff



1 YEAR WARRANTY


Code	Description	Length	Width
TSE672526	Evacuation Sheet – Fits Single and King Single mattresses	1900mm	720 – 900mm

NDIS Item Code 05_129000111_0105_1_2 DVA AB19


Mattress Protector Sheets




Conni Bed Pad Range
Includes tuck-ins, Kids, and Extra wide sizes
See [Contenance](#) section for details



Conni Bed Pad Range
Includes tuck-ins, Kids, and Extra wide sizes
See [Contenance](#) section for details



Conni Micro-Plush Fitted Sheets
Includes range of sizes
See [Contenance](#) section for details



Conni Mattress Protectors
Includes toggles in a range of sizes
See [Contenance](#) section for details

L Low Risk M Medium Risk H High Risk V Very High Risk

Bedside Commodes



Aspire Classic Bedside Commode



Champagne Vinyl Slate Vinyl



1 YEAR WARRANTY

Code	Description	Overall Width	Overall Depth	Overall Height	Seat Width	Seat Depth	Seat Height	Backrest Height	Product Weight
BEC045005	Classic Bedside Commode – Champagne Vinyl	560mm	600mm	900 – 1040mm	450mm	440mm	475 – 615mm	450mm	5.5kg
BEC045006	Classic Bedside Commode – Slate Vinyl	560mm	600mm	900 – 1040mm	450mm	440mm	475 – 615mm	450mm	5.5kg

NDIS Item Code 05_091200111_0103_1_2 DVA BE02

Aspire Deluxe Bedside Commode



Easy clean vinyl surfaces

Removable bowl with lid & carry handle

Non-slip tips

Raised padded armrests

Fold away, padded seat

Height adjustable

460mm

Champagne Vinyl

Slate Vinyl

S.W.L 160KG

1 YEAR WARRANTY

Code	Description	Overall Width	Overall Depth	Overall Height	Seat Width	Seat Depth	Seat Height	Backrest Height	Product Weight
BEC045115	Deluxe Bedside Commode – Champagne Vinyl	600mm	600mm	865 – 1015mm	460mm	450mm	410 – 565mm	440mm	12kg
BEC045116	Deluxe Bedside Commode – Slate Vinyl	600mm	600mm	865 – 1015mm	460mm	450mm	410 – 565mm	440mm	12kg

NDIS Item Code 05_091200111_0103_1_2 DVA BE02

Aspire MAXI Adjustable Bedside Commode



Padded backrest

Raised armrests to assist the user in transferring on and off the commode

Reinforced aluminium frame accommodates bariatric users and is corrosion resistant

Soft padded flip up seat for easy cleaning

Super heavy duty adjustable width bedside commode

Height adjustable legs with easy circlip adjustment points

Durable non-slip feet provide excellent grip and stability in wet conditions. Stainless steel washer enhances durability.

S.W.L 310KG

1 YEAR WARRANTY

Code	Description	Overall Width	Overall Depth	Overall Height	Seat Width	Seat Depth	Seat Height
BEC045120	MAXI Adjustable Bedside Commode	645 – 845mm	495mm	670 – 790mm	575 – 775mm	455mm	455 – 575mm

NDIS Item Code 05_091200111_0103_1_2

Freedom Bedside Commode - JBA500- C



Removable padded backrest

Padded armrest

Height adjustable

Anti-slip suction rubber tips

Hinged flip-up padded seat with spill proof upholstery

Removable durable plastic seat

Includes pan and lid

S.W.L 160KG

1 YEAR WARRANTY

Code	Description	Overall Height	Overall Width	Overall Depth	Seat Depth	Seat Height	Product Weight
BEC046405	Bedside Commode w/ Luxury Padded Upholstery	500 – 650mm	620mm	585mm	490mm	500 – 650mm	10.1kg

NDIS Item Code 05_091200111_0103_1_2 DVA BE02

Bedside Commode Maxi Fixed Height

- Extra seat width appropriate for maximum user weight of up to 210kg
- Comes with lift up toilet seat flap, fixed bowl carrier and bowl with removable lid and carry handle
- Fold back padded seat for easy access to commode bowl
- Fully height adjustable to suit user requirements
- Champagne colour vinyl

Code	Description	Seat Depth	Seat Width	Seat Height	Product Weight	S.W.L
BEC046030	Maxi Fixed Height 550	490mm	550mm	500mm	15kg	175kg
BEC046040	Maxi Fixed Height 600	490mm	600mm	500mm	15kg	195kg
BEC046050	Maxi Fixed Height 650	490mm	650mm	500mm	15kg	210kg

NDIS Item Code 05_091200111_0103_1_2

Aspire Commode Bowl with Handle & Lid



- Aspire Commode bowl with lid and handle for transportation
- Moulded plastic construction
- Compatible with Aspire Shower Commodes and Bedside Commodes

S.W.L 160KG

1 YEAR WARRANTY

Code	Description
BTC081610	Commode Bowl with Lid & Handle

DVA BE03

Overbed & Overchair Tables



Aspire Overbed Table - Laminate Flat Top



Quick height adjustment lever



Laminate table top



2 Locking castors



Also available in Gunmetal Grey frame

Sealed edge

Height fixing knob

- White Laminate & Beige Frame
- Beech Laminate & Beige Frame
- Sublime Teak & Gunmetal Grey Frame
- Milano Walnut & Gunmetal Grey Frame
- White Laminate & Gunmetal Grey Frame

1 YEAR WARRANTY

Code	Description	Height Range	Tabletop Width	Tabletop Length	Internal Base Width
BEA006700	Overbed Table - Beige Frame - AC White Top	730 - 1095mm	800mm	430mm	670mm
BEA006701	Overbed Table - Beige Frame - Beech Top	730 - 1095mm	800mm	430mm	670mm
BEA006705	Overbed Table Frame - Gunmetal Grey Frame - Laminate Top - Sublime Teak	730 - 1095mm	800mm	430mm	670mm
BEA006706	Overbed Table Frame - Gunmetal Grey Frame - Laminate Top - Milano Walnut	730 - 1095mm	800mm	430mm	670mm
BEA006707	Overbed Table frame - Gunmetal Grey frame - Laminate Top - White	730 - 1095mm	800mm	430mm	670mm

NDIS Item Code 05_180315111_0103_1_2 DVA AB13

Overbed Tables

Aspire Overbed Table - Thermoform Recessed Top



Thermoform table top



Quick height adjustment lever



Recessed top to prevent spills

Height fixing knob

2 Locking castors



Cream Thermoform

1 YEAR WARRANTY

Code	Description	Height Range	Tabletop Width	Tabletop Length	Internal Base Width
BEA028000	Overbed Table Recessed - Beige Frame - Cream Top	730 - 1095mm	800mm	430mm	670mm

NDIS Item Code 05_180315111_0103_1_2 DVA AB13

Aspire Overbed Table - Split Tilt Top



Thermoform split top tilt



Recessed top to prevent spills



Wider C base to suit lift recline chairs

Quick height adjustment lever

Height fixing knob



Cream Thermoform

1 YEAR WARRANTY

Code	Description	Height Range	Tabletop Width	Tabletop Length	Tilt Section Width	Fixed Section Width	Internal Base Width
BEA828110	Overbed Table Recessed Tilt - Beige Frame - Cream Top	780 - 1140mm	800mm	430mm	600mm	200mm	800mm

NDIS Item Code 05_180315111_0103_1_2

Aspire Overbed Table - Customisable Options



Gunmetal Grey Frame – BEA006685




Beige Frame – BEA006690

FRAME OPTIONS

Code	Description	Height Range	Internal Base Width
BEA006685	Overbed Table Frame – Gunmetal Grey	730 – 1095mm	670mm
BEA006690	Overbed Table Frame – Beige	730 – 1095mm	670mm

AVAILABLE TABLETOP FINISHES



TABLETOP OPTIONS

Code	Description	Tabletop Width	Tabletop Length
BEA006695	Overbed Table Top – Sublime Teak	800mm	430mm
BEA006696	Overbed Table Top – Milano Walnut	800mm	430mm
BEA006694	Overbed Table Top – Beech	800mm	430mm
BEA006693	Overbed Table Top – AC White	800mm	430mm
BEA006691	Overbed Table Top – Recessed Cream	800mm	430mm

NDIS Item Code 05_180315111_0103_1_2



Aspire Overchair Table



- **Contoured Design:** Curved table top allows users to comfortably rest their arms whilst providing additional support to those with reduced upright sitting strength.
- **Personalised Width Adjustment:** Designed to accommodate recliners, chairs and beds up to 1120mm wide.
- **Raised Safety Trims** keeps items within arm's reach and prevents them from sliding off.
- **Height Adjustment** accommodates varying chair and bed heights.
- **Easy Clean Surfaces:** Durable Laminate table top and powder coated frame for fuss-free clean-up and usage.
- **Neutral Wood Grain:** Large table top accommodates food trays, personal items and provides a stable writing surface.
- **Locking Castors** for improved stability and effortless flexibility.
- **Internal Dimensions:** width between legs: 910 – 1120mm, frame height: 640 – 840mm
- **Table Top Dimensions:** 1000mm x 370 – 480mm

Code	Description	Height	Width	Length
BEA028150	Overchair Table – Beech Laminate	710 – 910mm	505mm	1000 – 1200mm

NDIS Item Code 05_180315111_0103_1_2



Bedroom Furnishings

Aspire Sleeper Chair



Intuitive single hand activation allows effortless conversion from chair to a comfortable sleep surface

Completely flat sleep surface to maximise rest and relaxation



Durable seat construction preserves shape and comfort in a high use environment

Recessed locking castors offer easy positioning and accessibility



Contemporary design compliments a range of care environments



2 YEAR WARRANTY

Code	Description	Overall Height	Overall Width	Overall Depth	Seat Height	Seat Width	Seat Depth	Backrest Height
CHP198810	Sleeper Chair – Beige Vinyl	780mm	760mm	960mm	370mm	600mm	580mm	410mm
CHP198816	Sleeper Chair – Navy Blue Vinyl	780mm	760mm	960mm	370mm	600mm	580mm	410mm

NDIS Item Code 03_090000911_0103_1_1

Belmont Bedside Cabinet



Code	Width	Depth	Height
BEA826230 (Veneer)	470mm	450mm	715mm
BEA826360 (Laminate)	470mm	450mm	715mm

Freya Premium Bedside Cabinet



Code	Width	Depth	Height
BEA826280 (Veneer)	500mm	450mm	700mm
BEA82670 (Laminate)	500mm	450mm	700mm

Duke Mini Bedside Cabinet



Code	Width	Depth	Height
BEA826210 (Veneer)	500mm	450mm	700mm
BEA826200 (Laminate)	500mm	450mm	700mm

Hansel Bedside Cabinet



Code	Width	Depth	Height
BEA826290	495mm	450mm	700mm

Freya Bedside Cabinet



Code	Width	Depth	Height
BEA826260	495mm	450mm	700mm

Duke Wide Bedside Cabinet



Code	Width	Depth	Height
BEA826220 (Veneer)	570mm	450mm	750mm

Acute Bedside Cabinet



Code	Width	Depth	Height
BEA826380	465mm	525mm	840mm

Regent Bedside Cabinet



Code	Width	Depth	Height
BEA826260	475mm	450mm	705mm

Austin Bedside Cabinet



Code	Width	Depth	Height
BEA826300	465mm	450mm	810mm
BEA826305 (w/ Hutch)	465mm	450mm	1020mm

Belinda Bedside Cabinet



Code	Width	Depth	Height
BEA826310	465mm	450mm	810mm
BEA826315 (w/ Hutch)	465mm	450mm	1020mm

Chelsea Bedside Cabinet



Code	Width	Depth	Height
BEA826320	465mm	450mm	810mm
BEA826330 (w/ Hutch)	465mm	450mm	1020mm

Derik Bedside Cabinet



Code	Width	Depth	Height
BEA826340	465mm	450mm	810mm
BEA826350 (w/ Hutch)	465mm	450mm	1020mm

Alice Storage Cabinet



Code	Width	Depth	Height
FUL053110	885mm	400mm	1900mm

Belinda Wardrobe



Code	Width	Depth	Height
BEA826540	655mm	570mm	1800mm

Austin Wardrobe



Code	Width	Depth	Height
BEA826530	605mm	570mm	1800mm
BEA826540 Slim	465mm	570mm	1800mm

Camden Storage Case



Code	Width	Depth	Height
BEA826510	900mm	350mm	1800mm

Camden Media Cabinet



Code	Width	Depth	Height
FUM100100	1800mm	500mm	500mm


Colour Options

All Cabinets may be customised to any of the premium or select stains available. Images shown are for illustrative purposes only and may vary from custom options available. Available, but not limited to, our Bedside Cabinets, Hutch Cabinets & Freestanding Wardrobes

PREMIUM STAINS & LAMINATE




SELECT STAINS & LAMINATE



NDIS Item Code 05_180315111_0103_1_2

Bed Sticks, Bed Poles & Other



Aspire Bed Cradle

- Available in adjustable or fixed options
- Height adjustable has 200mm adjustment range
- Clearance between bed linen & mattress

- Powder coated mild steel construction

1 YEAR WARRANTY

Code	Description	Overall Height	Overall Width	Overall Depth	Product Weight
BEA014605	Bed Cradle White (Fixed)	490mm	470mm	320mm	1.55kg
BEA014610	Bed Cradle White (Adjustable)	440mm – 640mm	370mm	700mm	2.6kg

NDIS Item Code 05_181200711_0103_1_2 DVA AB06



Aspire Free Standing Self Help Pole

- Free standing support handle provides assistance for user to reposition or transfer in and out of bed
- Handle height is easily adjusted to suit the user

- Sits behind or beside the bed
- Handle is included

1 YEAR WARRANTY

Code	Description	S.W.L
BEA013100	Free Standing Self Help Pole	150kg

NDIS Item Code 05_181200711_0103_1_2 DVA AB12



Aspire Fixed Bed Rail

- Support and safety rail provides repositioning or transfer support and assists to prevent falls

- Base is positioned under the mattress

1 YEAR WARRANTY

Code	Description	Rail Width
BEA013600	Fixed Bed Rail	600mm

NDIS Item Code 05_181200711_0103_1_2 DVA AB09



Aspire Drop Down Bed Rail

- Support and safety rail when raised is effective at preventing falls from bed
- Base is positioned under the mattress

- May be lowered down and out of the way for patient transfers or repositioning

1 YEAR WARRANTY

Code	Description	Rail Width
BEA013700	Drop Down Bed Rail	900mm

NDIS Item Code 05_181200711_0103_1_2 DVA AB09



Bed Sticks, Bed Poles & Other



Aspire Bed Pole with Adjustable Crook Handle



- Support pole designed to assist the user to balance while getting into and out of bed
- Base is positioned under the mattress

- Adjustable crook handle can be located in multiple positions

1 YEAR WARRANTY

Code	Description
BEA014150	Bed Pole with Adjustable Crook Handle

NDIS Item Code 05_181200711_0103_1_2 DVA AB08



Aspire Clamp on Bed Pole



- Support pole clamps on to most bed frames to provide assistance with repositioning or transferring in and out of bed
- Clamps onto the side of most bed frames

- Folding crook handle allows the pole to swing down and out of the way as required

1 YEAR WARRANTY

Code	Description
BEA009300	Clamp on Bed Pole – Right
BEA009310	Clamp on Bed Pole – Left

NDIS Item Code 05_181200711_0103_1_2 DVA AB08



Freedom Bed Cradle - JBA503



- Height adjustable frame allows user to customise the space between mattress and bedding
- Frame fits securely under the mattress

- Designed to keep the bedding elevated off the patient
- Sturdy powder coated steel frame

Code	Description	Overall Height	Overall Width	Overall Depth	Product Weight
BEA831110	Freedom Bed Cradle	450 – 675mm	360mm	710mm	2.8kg

NDIS Item Code 05_181200711_0103_1_2 DVA AB06



Freedom Cobra Bed Stick - JBA505- KD



- Designed to assist the patient into a seated position
- Base fits securely under mattress providing assistance for the user to reposition or transfer in and out of bed

- Can be used on either side of the bed
- Powder-coated aluminium frame

Code	Description	Overall Height	Overall Width	Overall Depth	Product Weight
BEA831120	Freedom Bed Cradle	450 – 675mm	360mm	710mm	2.8kg

NDIS Item Code 05_181200711_0103_1_2 DVA AB08



Freedom Height Adjustable Bed Grab Bar - JBA506



- Designed to assist the patient into a seated position
- Padded hand grip with curves for safety and comfort
- Height adjustable

- Can be used on either side of the bed
- Powder-coated aluminium frame
- Fits securely under mattress

Code	Description	Overall Height	Overall Width	Overall Depth	Product Weight
BEA831100	Freedom Height Adjustable Bed Grab Bar	420 – 550mm	830mm	550mm	1.9kg

NDIS Item Code 05_181200711_0103_1_2 DVA AB08



Aspire LIFECOMFORT® Bed Rail Protectors



- Placed over the bed rail for protection and support
- Provides padding and fills gaps in bed rails, reducing injury risk to patients from either hitting bed rails or getting limbs caught
- Easy to secure velcro attachment
- Appropriate for static or collapsible bed rails, can still be lowered and raised

- Soft foam side rail cushions are covered with 2 way stretch PU covers
- Sold as a pair

1 YEAR WARRANTY

Code	Description	Height	Length
BEA010775	Bed Rail Protectors	670mm	1260mm
BEA010776	Bed Rail Protectors – Large	980mm	1580mm
BEA010777	Bed Rail Protector – Aspire – Large Mesh Split Rail	980mm	1580mm


NDIS Item Code 05_181200711_0103_1_2 DVA AB19



Portable Power Supply

- A readily available 240 volt, independent power source which can be quickly wheeled to an electric bed, air mattress and other critical equipment. A 300 watt inverter, allows the power from the battery to convert to 240 volts when needed
- The isolation and power monitoring gauges are also located on the front cover
- The compact system can be conveniently stored whilst the power supply is plugged in and readily available for emergency power when required
- 240 volt power
- Mobile & compact for easy handling & storage
- Emergency power to Beds & Air Mattresses
- Charge Lifter batteries & Electric Wheelchairs

Code	Description	Warranty
MBT402100	Portable Power Supply – Arkpak 730	1 Year



Adjustable Backrest Support

- Provides support and comfort when sitting upright in bed
- Support angle is easily adjusted
- Breathable nylon back
- Powder coated mild steel frame construction

Code	Description	Warranty
BEA009900	Bed Backrest – Adjustable Deluxe	1 Year

NDIS Item Code 05_181200711_0103_1_2 DVA AB02



Bed Blocks

- Plastic block raises the height of the bed or chair
- Suitable for use after knee or hip surgery when patients have trouble standing up from bed or chair
- Stackable and sold in two sizes

Code	Description	Height
BEA007400	Bed Blocks 40	40mm
BEA007401	Bed Blocks 100	100mm

NDIS Item Code 05_181200711_0103_1_2 DVA AB03



Bed/Chair Raiser

- Raisers are placed on the floor under the legs of beds or lounge chairs to raise their height
- Ideal for those recovering from hip replacements, knee operations or as a result of ageing

Code	Description	Height
BEA009700	Bed / Chair Raiser Blocks Wooden (Pkt 4)	75mm
BEA009500	Bed / Chair Raiser Cones (Pkt 4)	90mm
BEA009600	Bed / Chair Raiser Cones (Pkt 4)	140mm

NDIS Item Code 05_181200711_0103_1_2 DVA AB03



Post Operative Step

- Single and Double steps for bed access
- Single step – 240mm
- Double step – 220mm and 400mm
- Black, non-slip ribbed rubber surface
- Rubber stoppers for stability

Code	Description	Height	Warranty
BEA014900	Post Operative Step – Single	240mm	1 Year



Rope Ladder Tiger Tail

- Assists users to sit upright in bed
- Strong webbing construction
- Attaches to end of the bed

Code	Description
BEA019400	Rope Ladder Tiger Tail
BEA010100	Rope Ladder

NDIS Item Code 05_181200711_0103_1_2

Pillows & Supports



Aspire ComfiMotion BREEZE Pillow



- Soothing gel layer provides balanced sleeping comfort and immersive support
- Surface Cooling Technology Helps regulate your body temperature for a more comfortable sleep experience
- Experience Weightlessness Premium Memory Foam pillow provides enveloping support and pressure relief
- Reversible Sleep Surface Temperature neutral comfort on one side and Surface Cooling Technology on the other
- Breathable Easy– Zip Cover Encased in a removable cover for fuss– free care
- Adaptive and supportive sleep surface
- Helps regulate sleep temperature
- Accommodates side and back sleepers
- Cooling Gel Technology
- Medium Density
- Removable Cover
- Immersive Memory Foam

1 YEAR WARRANTY



Code	Description	Overall Length	Overall Width	Overall Height
BEP050100	Aspire ComfiMotion Breeze Pillow	570mm	370mm	110mm

NDIS Item Code 03_090000911_0103_1_1



Aspire ComfiMotion PLUSH Pillow



- Plush Fibrefill sleep surface and Memory Foam core provides ergonomic support and comfort
- Luxurious Fibrefill Outer Clouds of soft fibrefill provide a similar sleep experience to a traditional plush pillow
- Ventilated Memory Foam Core Provides side and back sleepers with enhanced postural support, comfort and breathability
- Breathable Easy– Zip Cover Encased in a removable cover for fuss– free care
- Familiar sleep surface
- Improved head and neck support
- Accommodates side and back sleepers
- Luxurious Plush Layer
- Medium Density.
- Immersive Memory Foam
- Medium Density
- Removable Cover

1 YEAR WARRANTY



Code	Description	Overall Length	Overall Width	Overall Height
BEP050110	Aspire ComfiMotion Plush Pillow	660mm	480mm	110mm

NDIS Item Code 03_090000911_0103_1_1



Standard Pillow

- Siliconised and polyester filled
- 650gm weight, box of 15 available

Code	Description
BEP057700	Standard Pillow

NDIS Item Code 03_090000911_0103_1_1



Pillow Cover - Protect A Plas

- Protect A Plas is a waterproof soft two way stretch PVC pillow cover

Code	Description	Length	Width
BEP057400	PVC Pillow Cover	750mm	500mm



Tranquillow Pillow

- Gently contoured for user comfort and to encourage better posture
- Diffuses pressure points

Code	Description	Height	Width	Length
BEP053700	Tranquillow - Soft	110mm	400mm	490mm
BEP053500	Tranquillow - Small Soft	110mm	400mm	490mm
BEP053600	Tranquillow - Std Deluxe	130mm	400mm	490mm

NDIS Item Code 03_090000911_0103_1_1



Pillow Complete Sleeprrr

- Two removable inserts for adaptable comfort and postural needs
- Gently contoured and ribbed for user comfort and to encourage better posture

Code	Description	Height	Width	Length
BEP055100	Sleeprrr	105mm	380mm	520mm
BEP055300	Sleeprrr Memory Foam	105mm	380mm	520mm
BEP055400	Sleeprrr Memory Foam Plus	105mm	380mm	520mm

NDIS Item Code 03_090000911_0103_1_1



Wipeclean Pillow

- Pillow easily wipes clean for effective infection control
- Bacteria & fire retardant
- Waterproof cover sewn onto the pillow

Code	Description
BEP057701	Wipeclean Pillow

NDIS Item Code 03_090000911_0103_1_1



Sleepeasy Pillow

- Therapeutic postural pillow is customisable
- Long and short chambers provide for all physiques and sleeping positions
- Won't sag or lose shape

Code	Description	Height	Width	Length
BEP051500	Sleepeasy Pillow	120mm	380mm	560mm

NDIS Item Code 03_090000911_0103_1_1



Bed Wedge

- Inserted into bed to assist users body positioning and posture, angle at 14°
- Ideal to aid those with asthma, bronchial or breathing constraints

Code	Description	Height	Width	Length
BEP054800	With Quilted Slip	250mm	680mm	750mm
BEP054900	Contoured Plain Slip - Cover Only			
BEP055000	With Waterproof Slip	250mm	680mm	750mm
BEP055010	Bed Wedge Waterproof Slip Only			

NDIS Item Code 03_090000911_0103_1_1

DVA AB02



Pyramid Pillow

- Therapeutic postural pillow embraces and supports the lower lumbar spine
- Ideal for those with medical conditions requiring an elevated sleeping position

Code	Description	Height	Width	Length
BEP054100	Pillow Pyramid with Ruffled Slip	140mm	660mm	800mm
BEP054200	Pillow Pyramid with Tailored Slip	140mm	660mm	800mm
BEP054300	Pillow Pyramid Ruffled Slip Only			
BEP054400	Pillow Pyramid Tailored Slip Only			

NDIS Item Code 03_090000911_0103_1_1



Sleepaway Pillow

- Smaller therapeutic postural pillow that travellers can take this compact pillow similar to the one they use at home with them

Code	Description	Height	Width	Length
BEP051600	Pillow	100mm	260mm	390mm
BEP051700	Pillow - Memory Foam	100mm	260mm	390mm
BEP051800	Pillow - Slip Only			

NDIS Item Code 03_090000911_0103_1_1




Family Pillow

- Therapeutic postural pillow
- Gently contoured for user comfort and for better posture
- Super soft eggfoam surface

Code	Description	Height	Width	Length
BEP052300	Family Pillow - Low Profile	110mm	380mm	550mm
BEP052400	Family Pillow - Medium Profile	130mm	380mm	550mm

NDIS Item Code 03_090000911_0103_1_1



Naturelle Pillow

- Therapeutic postural pillow
- 100% pure latex construction provides wonderful comfort and support
- Gently contoured for user comfort and to encourage better posture

Code	Description	Height	Width	Length
BEP056700	Naturelle - Low	105mm	390mm	600mm
BEP056800	Naturelle - Medium	120mm	390mm	600mm
BEP056600	Naturelle - High	145mm	390mm	600mm

NDIS Item Code 03_090000911_0103_1_1



Leg Relaxer

- Inserted into bed, assist body positioning and posture, and aids circulation in the lower limbs and provides even weight distribution
- Ideal for those with varicose veins or swollen legs, and during pregnancy

Code	Description	Height	Width	Length
BEP056200*	With Quilted Slip	200mm	450mm	710mm
BEP056250*	With Waterproof Slip	200mm	450mm	710mm
BEP056260	Waterproof Slip Only			
BEP056300	Plain Slip Only			

NDIS Item Code 03_090000911_0103_1_1

* DVA AB17




Mattress Covers

- Soft touch mattress cover is Velcro receptive, designed to fit a single bed with a simple drawstring to ensure a tight fit into the bed.

Code	Description
PTA534235	Mattress Cover

NDIS Item Code 03_090000911_0103_1_1




Positioning Body Wedge

- Inserted into bed to assist users body positioning and posture
- Pressure diffusing memory foam supports the front or back whilst lying

Code	Description	Width	Length
BEP055905	Positioning Body Wedge	170mm	350mm

NDIS Item Code 03_090000911_0103_1_1

DVA AB02



Bed Seat

- Sculptured cushion prevents body slip while relaxing in bed
- Encourages posture, relieves stress to lower back and is beneficial to circulation

Code	Description	Warranty
BEP055700	Bed Seat	1 Year

NDIS Item Code 03_090000911_0103_1_1

DVA AB02



Quad Cushion

- Inserted behind back, knees or ankles to assist users back positioning and posture
- Provides comfort and support for the lower back, under knees or under ankles by relieving pressure

Code	Description	Height	Width	Length
BEP056220	Quad Cushion	90mm	260mm	530mm
BEP056221*	Quad Cushion Replacement Slip Only			

NDIS Item Code 03_090000911_0103_1_1

* DVA AB19

DVA AB02



Leg Spacer Memory Foam

- Rests between the knees to promote correct bed position
- Diffuses pressure, encourages circulation
- Helps align the spine and alleviate tension

Code	Description
BEP055901	Leg Spacer Memory Foam

NDIS Item Code 03_090000911_0103_1_1



Travellers Pillow

- Head and neck cushion
- Perfect for travellers or for resting upright in bed or while seated
- Promotes better posture while resting

Code	Description
BEP052000	Travellers Pillow - Adult

NDIS Item Code 03_090000911_0103_1_1



Thigh Side Sleeper

- Rests between the thighs to promote correct bed position, diffuses pressure and encourages circulation
- Helps maintain the spine's natural curvature and minimises twisting of the back during sleep, useful as a post operative aid

Code	Description
BEP055900	Thigh Side Sleeper

NDIS Item Code 03_090000911_0103_1_1

DVA AB02

Sleep Positioning Aids



W-Leg Trough

- Gives full or partial leg support. Ideal for wind, sweeping and contractures. Works with either abduction or adduction. May not require mattress cover if used as single component



Soft T-Roll

- Excellent for leg positioning, can be easily utilised on it's own – mattress cover not required. Stops hips and knees from abducting and keeps hips in alignment during supine lying

Code	Description
PTA534233	W Leg Trough c/w Top Leg Wrap – Paediatric
PTA534234	W Leg Trough c/w Top Leg Wrap – Small
PTA534232	W Leg Trough c/w Top Leg Wrap – Medium
PTA534231	W Leg Trough c/w Top Leg Wrap – Large
PTA534237	W Leg Trough – Small

NDIS Item Code 03_090000911_0103_1_1

Code	Description
PTA534226	T Roll
PTA534227	T Roll – Paediatric

NDIS Item Code 03_090000911_0103_1_1



Long Roll / Body Roll

- Encourages and supports side lying
- Can be used in conjunction with brackets behind the client to prevent rolling



Rigid Tri-Fold Brackets & Pads

- Can be used with or without pads to give additional support to other Snoooooze components

Code	Description
PTA534209	Long Roll – 900mm x 140mm
PTA534210	Long Roll – Paediatric
PTA534211	Multi-Roll
PTA534202	Body Roll – 2000mm x 150mm
PTA534203	Body Roll – Paediatric

NDIS Item Code 03_090000911_0103_1_1

Code	Description
PTA534224	Tri-Fold Bracket & Pad – Paediatric – 120mm x 100mm
PTA534225	Tri-Fold Bracket & Pad – Small – 150mm x 130mm
PTA534223	Tri-Fold Bracket & Pad – Large – 200mm x 200mm

NDIS Item Code 03_090000911_0103_1_1

Sleep Positioning Aids



Wedges

- Can be used with or without pillows to either directly support body or to give extra support to other Snoooooze elements

Code	Description
PTA534230	Wedge – Paediatric
PTA534229	Wedge – Small
PTA534228	Wedge – Large



Star Pillow

- Offset the ability to achieve degrees of head control by changing the profiles of the points

Code	Description
PTA534218	Star Pillow – Paediatric
PTA534217	Star Pillow – Adult

NDIS Item Code 03_090000911_0103_1_1



Horseshoe Pillow

- Offers the ability to achieve degrees of head control by changing the profiles of the points

Code	Description
PTA534208	Horseshoe Pillow – Medium

NDIS Item Code 03_090000911_0103_1_1



Sidney Side Lyer

- Width adjustable Side Lyer holds child safely in cots, beds and even on the floor
- Easy to transport and take anywhere

Code	Description
PTA534216	Sidney Side Lyer

NDIS Item Code 03_090000911_0103_1_1



Therapy Mat

- Soft touch mattress cover is Velcro receptive, designed to fit a single bed with a simple drawstring to ensure a tight fit into the bed

Code	Description
PTA534236	Therapy Mat

NDIS Item Code 03_090000911_0103_1_1



Convoluted Overlay

- Fits under bed sheet to re-distribute pressure points for therapeutic pressure relief and comfort
- Improves air flow around the mattress helping to maintain a constant body temperature and improve sleep quality

Code	Description
PTM636260	Convoluted Overlay – Single
PTM636270	Convoluted Overlay – Double
PTM636280	Convoluted Overlay – Queen

NDIS Item Code 05_043306004_0103_1_2

DVA AB14

More from the Static Mattress Range



Lifecomfort Standard
BEM046410
(See Mattress Overview section)



Lifecomfort Deluxe
BEM046510
(See Mattress Overview section)



Lifecomfort Pressure Reducing
BEM046610
(See Mattress Overview section)



Lifecomfort Bariatric
BEM046700
(See Mattress Overview section)

Adjustable Height Day Chairs



Aspire High Back Classic Day Chair



Contoured backrest for postural support



Softly padded armrests



Height adjustable legs via push button

Non-slip tips improve stability



Easy clean vinyl surfaces



Powder coated steel frame



Transport legs with wheels



Champagne Vinyl Slate Vinyl



Code	Description	Overall Height	Overall Width	Overall Depth	Seat Depth	Seat Width	Seat Height	Backrest Height	Unit Weight
CHP208050	High Back Classic Day Chair – Champagne Vinyl	1155 – 1315mm	645mm	600mm	490mm	490mm	425 – 610mm	720mm	16kg
CHP208055	High Back Classic Day Chair – Slate Vinyl	1155 – 1315mm	645mm	600mm	490mm	490mm	425 – 610mm	720mm	16kg
CHP208085*	Padded Chair Legrest – Slate Vinyl								
CHP208080*	Padded Chair Legrest – Champagne Vinyl								
CHP208090**	Transport Legs with Wheels								

NDIS Item Code 03_090000911_0103_1_1 DVA AC01 * DVA AC07 ** DVA AC11

Adjustable Height Day Chairs

Aspire Low Back Classic Day Chair



Contoured backrest for postural support

Softly padded armrests



Height adjustable legs via push button



Champagne Vinyl Slate Vinyl



Easy clean vinyl surfaces



Powder coated steel frame

Non-slip tips improve stability



1 YEAR WARRANTY Components

Code	Description	Overall Height	Overall Width	Overall Depth	Seat Depth	Seat Width	Seat Height	Backrest Height	Unit Weight
CHP208000	Low Back Classic Day Chair – Champagne Vinyl	845 – 1015mm	580mm	600mm	440mm	460mm	430 – 605mm	440mm	9kg
CHP208005	Low Back Classic Day Chair – Slate Vinyl	845 – 1015mm	580mm	600mm	440mm	460mm	430 – 605mm	440mm	9kg
CHP208085*	Padded Chair Legrest – Slate Vinyl								
CHP208080*	Padded Chair Legrest – Champagne Vinyl								

NDIS Item Code 03_090000911_0103_1_1 DVA AC01 * DVA AC07


Aspire BC2 Waterfall High Back Day Chair



Removable backrest cushioning



Height adjustable



Oatmeal Fabric Mocha Fabric Ink Vinyl Latte Vinyl



Waterfall backrest allows adjustment of padding for personalized support



Transport legs with wheels



Powder coated steel frame

Non-slip tips improve stability



1 YEAR WARRANTY Components

Code	Description	Overall Height	Overall Width	Overall Depth	Seat Depth	Seat Width	Seat Height	Backrest Height	Unit Weight
CHP208070	BC2 Waterfall Day Chair – Ink Vinyl	1045 – 1200mm	720mm	720mm	490mm	535mm	420 – 580mm	685mm	16.5kg
CHP208071	BC2 Waterfall Day Chair – Latte Vinyl	1045 – 1200mm	720mm	720mm	490mm	535mm	420 – 580mm	685mm	16.5kg
CHP208075	BC2 Waterfall Day Chair – Oatmeal Fabric	1045 – 1200mm	720mm	720mm	490mm	535mm	420 – 580mm	685mm	16.5kg
CHP208076	BC2 Waterfall Day Chair – Mocha Fabric	1045 – 1200mm	720mm	720mm	490mm	535mm	420 – 580mm	685mm	16.5kg
CHP208090*	Transport Legs with Wheels								

NDIS Item Code 03_090000911_0103_1_1 DVA AC01 * DVA AC11

Aspire Adjustable High Back Day Chair



Width adjustable by up to 100mm

Push handle and transport wheels

Depth adjustable seat by up to 100mm

Height adjustable legs via push buttons

Transport legs with wheels

Ink Vinyl Latte Vinyl

Powder coated steel frame

510 - 610mm

S.W.L 160KG

1 YEAR WARRANTY Components

Code	Description	Overall Height	Overall Width	Overall Depth	Seat Depth	Seat Width	Seat Height	Backrest Height	Unit Weight
CHP208025	Adjustable Day Chair – Latte Vinyl	1070 – 1220mm	575 – 675mm	760 – 860mm	420 – 620mm	510 – 610mm	410 – 530mm	740 – 790mm	26kg
CHP208030	Adjustable Day Chair – Ink Vinyl	1070 – 1220mm	575 – 675mm	760 – 860mm	420 – 620mm	510 – 610mm	410 – 530mm	740 – 790mm	26kg
CHP208090*	Transport Legs with Wheels								

NDIS Item Code 03_090000911_0103_1_1 DVA AC01 * DVA AC11

Aspire Pressure Reducing Adjustable Day Chair



High quality Australian memory foam provides a comfortable and supportive surface, improving user comfort and pressure redistribution

Careflex™ PU 4-Way stretch fabric

Unique width adjustable frames

Height adjustable legs via push buttons and non-slip tips improve sitting position and stability

Ink Multi-stretch

INFECTION CONTROL

Powder coated steel frame

510 - 610

S.W.L 160KG

1 YEAR WARRANTY Components

Height adjustable and removable headrest pillow

Softly padded armrests

Maximised Immersion

Contoured backrest for postural support

Transport legs with wheels

Code	Description	Overall Width	Overall Depth	Overall Height	Seat Width	Seat Depth	Seat Height	Backrest Height
CHP208035	Pressure Reducing Adjustable Day Chair	575 – 675mm	760 – 860mm	1070 – 1220mm	510 – 610mm	475 – 590mm	410 – 530mm	740 – 790mm

NDIS Item Code 03_090000911_0103_1_1



Aspire MAXI Adjustable Day Chairs

Easy to clean vinyl upholstery and powder coated frame for improved infection control

Push handle and transport wheels for ease of relocation

Adjustable seat height, width and depth to support a broad range of users

Contoured seat and height adjustable backrest cater to varying postural needs

Powder coated steel frame

785 - 985mm

S.W.L 310KG

1 YEAR WARRANTY Components

*Maxi Adjustable *Maxi Deluxe

Blue Vinyl – Classic Burgundy Vinyl – Adjustable Blue Vinyl – Deluxe

INFECTION CONTROL

Code	Description	Overall Height	Overall Width	Overall Depth	Seat Depth	Seat Height	Between Arms	Unit Weight
CHP208010	Aspire Maxi Adjustable	1120 – 1340mm	600 – 810mm	670mm	390 – 530mm	370 – 520mm	600mm	45kg
CHP208015	Aspire Maxi Adjustable Classic	1120 – 1440mm	785 – 985mm	670mm	500 – 670mm	390 – 540mm	800mm	45kg
CHP208020	Aspire Maxi Adjustable Deluxe	1120 – 1440mm	785 – 985mm	670mm	500 – 670mm	390 – 540mm	800mm	45kg

NDIS Item Code 03_090000911_0103_1_1

Aspire Kitchen/Perching Stool



Padded seat and backrest offer a comfortable and supportive sitting position

Anterior seat tilt maintains an open hip angle and assists when rising to a standing position

Raised armrests offer an ergonomic support when transferring

Height adjustable legs via push buttons and non-slip tips improve sitting position and stability

Champagne Vinyl

Powder coated steel frame

S.W.L 175KG

1 YEAR WARRANTY Components

Code	Description	Overall Height	Seat Height	Overall Width	Overall Depth	Seat Depth	Seat Width	Between Arms	Unit Weight
CHP213500	Kitchen Stool	950 – 1100mm	540 – 690mm	545mm	400mm	310mm	375mm	495mm	6.8kg


NDIS Item Code 03_090000911_0103_1_1 DVA AC03

Low Back Day Chair - LSR535

Generous lumbar support with removable padding



Soft padded armrests



Code	Description	Overall Height	Overall Width	Overall Depth	Seat Depth	Seat Width	Seat Height	Armrest Height	Unit Weight
CHP208300	Freedom Low Back Day Chair - Burgundy Vinyl	880 - 1030mm	600mm	630mm	490mm	460mm	465 - 615mm	185mm	8kg
CHP208310	Freedom Low Back Day Chair - Blue Vinyl	880 - 1030mm	600mm	630mm	490mm	460mm	465 - 615mm	185mm	8kg
CHP208320	Freedom Low Back Day Chair - Rustic Vinyl	880 - 1030mm	600mm	630mm	490mm	460mm	465 - 615mm	185mm	8kg

NDIS Item Code 03_090000911_0103_1_1 DVA AC01

BC1 High Back Day Chair

Large range of custom fabrics and colours available



Comfortable full length padded armrest



Code	Description	Overall Width	Overall Depth	Overall Height	Seat Width	Seat Depth	Seat Height	Backrest Height	S.W.L
CHP196500	BC1 High Back - Ink Vinyl	730mm	740mm	990 - 1140mm	510mm	490mm	370 - 520mm	650mm	160kg
CHP196501	BC1 High Back - Latte Vinyl	730mm	740mm	990 - 1140mm	510mm	490mm	370 - 520mm	650mm	160kg

NDIS Item Code 03_090000911_0103_1_1 DVA AC01

freedom HEALTHCARE



Powder coated steel frame

Height adjustable legs (100mm)

Easy Push Button



Oval tube construction provides strength and alternative visual appeal



1 YEAR WARRANTY Components

BC1 Low Back Day Chair

ATAMA LIVING



- Large range of custom fabrics and colours available - Please specify at time of order
- Stylish orthopaedic ergonomic chair
- Comfortable full length padded armrests
- Adjustable seat height
- Powder coated steel frame
- Unit weight of 15kg



Powder coated steel frame



Code	Description	Overall Width	Overall Depth	Overall Height	Seat Width	Seat Depth	Seat Height	Backrest Height	S.W.L
CHP196700	BC1 Low Back - Ink Vinyl	730mm	740mm	840 - 990mm	510mm	490mm	370 - 520mm	480mm	160kg
CHP196701	BC1 Low Back - Latte Vinyl	730mm	740mm	840 - 990mm	510mm	490mm	370 - 520mm	480mm	160kg

NDIS Item Code 03_090000911_0103_1_1 DVA AC01



BC1 Kingsize High Back Day Chair

ATAMA LIVING

- High back orthopaedic ergonomic chair
- Powder coated steel frame
- Adjustable seat height
- Large range of custom fabrics and colours available



Powder coated steel frame



Code	Description	Overall Width	Overall Depth	Overall Height	Seat Width	Seat Depth	Seat Height	Backrest Height	S.W.L
CHP196510	BC1 Kingsize Highback Day Chair - Ink Vinyl	820mm	740mm	990 - 1140mm	600mm	490mm	370 - 520mm	650mm	200kg

NDIS Item Code 03_090000911_0103_1_1



BC4 Highback Day Chair

ATAMA LIVING

- Three segment padded back cushion, padded armrests and seat for added comfort
- Powder coated steel frame
- Adjustable seat height
- Large range of custom fabrics and colours available



Powder coated steel frame



Code	Description	Overall Length	Overall Width	Overall Height	Seat Depth	Seat Width	Seat Height	Backrest Height	Seat to Floor	S.W.L
CHP196810	BC4 - Highback Day Chair - Ink Vinyl	780mm	870mm	990 - 1170mm	410 - 530mm	750mm	440 - 590mm	600mm	430 - 580mm	160kg
CHP196811	BC4 - Highback Day Chair - Latte Vinyl	780mm	870mm	990 - 1170mm	410 - 530mm	750mm	440 - 590mm	600mm	430 - 580mm	160kg

NDIS Item Code 03_090000911_0103_1_1

Adjustable Height Day Chairs



Nordic Mobicline



- Manual recline mechanism
- Fully welded tubular frame
- Push handle and pull out footrest
- Large activity tray included
- 3 segment back cushion for comfort and individual fit

- Removable cushions for ease of cleaning
- Lockable 100mm castors



Code	Description	Overall Width	Overall Height	Seat Width	Seat Depth	Seat Height	Backrest Height	S.W.L
CHP194700	Nordic Mobicline – Latte Vinyl	690mm	1120mm	530mm	490mm	530mm	680mm	140kg
CHP194715	Nordic Mobicline – Ink Vinyl	690mm	1120mm	530mm	490mm	530mm	680mm	140kg

NDIS Item Code 03_090000911_0103_1_1



Revolution Chair

- The Revolution Chair incorporates a unique, patented "swivel-slide" mechanism
- Swivel – to allow easy access to the chair seat
- Slide – to bring you close to the table edge
- At all times, the chair legs remain fixed and stable
- Sturdy steel frame, waterfall polyurethane arms
- Bleach-cleanable commercial grade vinyl seat and back



Code	Description	Overall Width	Seat Depth	Seat Width	Seat to Floor	Seat to Footrest	S.W.L
CHP196832	Revolution Lowback Chair – Onyx	505mm	485mm	450mm	450 – 530mm	450 – 530mm	120kg
CHP196834	Revolution Lowback Chair – Sandstone	505mm	485mm	450mm	450 – 530mm	450 – 530mm	120kg


NDIS Item Code 03_090000911_0103_1_1



Transport Legs with Wheels



- Assists carers to safely and easily tilt and manoeuvre a chair around a room (without a person in the chair)
- Compatible with High Back Day Chairs, Waterfall Day Chairs and Adjustable Day Chairs



Look for this icon to see which day chairs are compatible

Code	Description
CHP208090	Transport Legs with Wheels

NDIS Item Code 03_090000911_0103_1_1 DVA AC11

Powerlift & Recline Chairs



Aspire Lift Recline Chair Range



Relaxing in a stylish and comfortable chair has never been easier with our broad range of electric lift and recline chairs. Our chairs promote independence for a wide variety of users whilst seamlessly blending in with your existing furniture. We offer a range of sizes and customized upholstery options to suit every taste and budget.

RAPHAEL CUSTOM SWATCHES

2 YEAR FABRIC WARRANTY ON ALL FABRICS

LA CASA RANGE



LUSTRELL RANGER RANGE



EASTWOOD RANGE



MAZZA RANGE



MANSIA RANGE



*All colour swatches shown may not be a true representation of the actual product and should be used as a guide only.
 *Warranty applies when fabric is used in accordance with Warwick performance ratings and care instructions.

Gold RANGE: LIFT RECLINE CHAIRS



RAPHAEL QUATTRO



4 Motor – Quattro

- Raphael chairs are available in four sizes (S/M/L/XL) ensuring the perfect fit for all users
- Independent adjustable headrest, back, leg and lumbar support functions
- Integrated footrest extension suits most user heights
- Integrated lift and recline functions for easy sit-to-stand and maximum comfort
- Backlit hand control with integrated USB charging point
- Adjustable headrest, ideal for watching TV whilst reclined
- Modern upholstery options in microsuede and leather-look vinyl
- Headrest and armrest covers are provided with microsuede and woven fabrics
- Features an all-day battery backup to maximise safety and independence
- Comes with integrated Lithium Battery backup

STANDARD COLOUR RANGE



CUSTOM FINISHES



NDIS Item Code 05_180909111_0103_1_2 * DVA AC06

DA VINCI QUATTRO



4 Motor – Quattro

- The ultimate in contemporary living; the Da Vinci Quattro is a visually aesthetic offering within the Aspire GOLD lift recline chair range.
- Finished with soft microsuede upholstery and featuring an intuitive four motor mechanism.
- Style your new lift recline chair with a choice of four colour options.
- Four motor lift chair for recline, legrest, lumbar and headrest movements for infinite positioning.
- Backlit hand control with integrated USB charging point.
- Chaise padding design fully supports legs, redistributing pressure.
- Available in a large range of colours to suit modern home environments.
- Integrated lift and recline functions for easy sit-to-stand and maximum comfort.
- Independent adjustable headrest, back, leg and lumbar support functions.
- Intuitive headrest support, ideal for watching TV when reclined.

COLOUR RANGE



NDIS Item Code 05_180909111_0103_1_2 DVA AC06

Gold RANGE: LIFT RECLINE CHAIRS



REMBRANDT QUATTRO

4 Motor – Quattro

- Contemporary Medium size
- Integrated wireless phone charger
- Seat and armrest heating for improved climate control
- Genuine shiatsu roller massage in backrest provides an exceptional seating experience
- Integrated footrest extension suits most user heights
- Independent adjustable headrest, back, leg and lumbar support functions
- Integrated lift and recline functions for easy sit-to-stand
- Memory pre-set positioning to capture the users most comfortable position with the press of a button
- Zerogravity tilt in space pre-set positioning creates a feeling of weightlessness
- Comes with integrated Lithium Battery backup



COLOUR RANGE



Canyon Walnut (Microsuede)



NDIS Item Code 05_180909111_0103_1_2



MATISSE QUATTRO

4 Motor – Quattro

- Elegantly designed, the chair features four motors for independent operation of the backrest and the leg rest sections, as well as powered lumbar adjustment and powered headrest adjustment
- Four motor allows the user an infinite number of positioning options to find the best position for them
- Built-in USB port in the hand control to charge a mobile phone.
- Larger seat size and higher weight capacity make this recliner very suitable for taller as well as larger users.



COLOUR RANGE



Fog (Microsuede)



NDIS Item Code 05_180909111_0103_1_2



RENOIR QUATTRO

4 Motor – Quattro

- Contemporary medium size
- Independent adjustable headrest, back, leg and lumbar support functions
- Ergonomic backrest design reduces pressure off the lower sacral area for an improved seating experience
- Large side storage pockets, ideal for books and newspapers
- Integrated footrest extension suits most user heights
- Integrated lift and recline functions for easy sit-to-stand
- Backlit hand control with integrated USB charging point
- Adjustable headrest, ideal for watching TV whilst reclined
- Features an all-day lithium ion battery backup to maximise safety and independence



COLOUR RANGE



Dusk (Microsuede)



NDIS Item Code 05_180909111_0103_1_2

Gold RANGE: LIFT RECLINE CHAIRS



MONET DUAL ACTION

with headrest adjustment

3 Motor – Dual Action

- Independent adjustable headrest, back and leg support functions
- Contemporary Medium size
- Integrated footrest extension suits most user heights
- Seat and armrest heating for improved climate control
- Integrated lift and recline functions for easy sit-to-stand
- Zerogravity tilt in space pre-set positioning creates a feeling of weightlessness
- Comes with integrated Lithium Battery backup



COLOUR RANGE



Canyon Ocean (Microsuede)



NDIS Item Code 05_180909111_0103_1_2

Silver RANGE: LIFT RECLINE CHAIRS



SIGNATURE DUAL ACTION

2 Motor – Dual Action

- Available in three sizes of single and dual motor models.
- Dual Action Recliner – Dual control of leg and recline for infinite positioning.
- Depth Adjustable Seat – A choice of two depth settings in 1 inch (25mm) increments for custom comfort and positioning.
- Easy To Move – Four swivel castors facilitate movement. Provided as standard (seat height increases when fitted).
- Features an all-day battery backup to maximise safety and independence.
- Comes with integrated Lithium Battery backup



COLOUR RANGE



Mink (Microsuede)



Heritage (Vinyl)



Lagoon (Microsuede)



NDIS Item Code 05_180909111_0103_1_2 DVA AC06

*DVA does not cover small and large in Heritage Vinyl



SIGNATURE SPACE SAVER

1 Motor – Space Saver

- Available in three sizes of single and dual motor models
- Space Saver Recliner – Space saving recline for close wall positioning
- Single Motor – Back and legs move simultaneously
- Depth Adjustable Seat – A choice of two depth settings in 1 inch (25mm) increments for custom comfort and positioning
- Four swivel castors facilitate movement. Provided as standard (seat height increases when fitted)
- Features and all-day battery backup to maximise safety and independence
- Comes with integrated Lithium Battery backup



COLOUR RANGE



Mink (Microsuede)



Heritage (Vinyl)



Lagoon (Microsuede)



NDIS Item Code 05_180909111_0103_1_2 DVA AC06

*DVA does not cover small in Heritage Vinyl

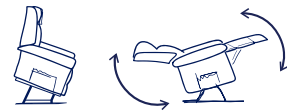
Bronze RANGE: LIFT RECLINE CHAIRS



PORTO ZEROGRAVITY

Zerogravity


- Zerogravity function redistributes sitting pressure, assists with oedema and relaxes muscles
- Designed to utilise limited space when fully reclined, without compromising on the overall seat size
- Designed for more petite users
- Head and armrest covers for improved longevity



NDIS Item Code 05_180909111_0103_1_2



COLOUR RANGE



Fawn (Microsuede)

Bronze RANGE: LIFT RECLINE CHAIRS



OREGON

1 Motor – Lift Chair


- Contemporary Medium size
- Gentle tapered armrests suit the modern home environment
- Simultaneous adjustable back and leg support functions
- Integrated lift and recline functions for easy sit-to-stand
- Generous padding in backrest for improved lumbar support




NDIS Item Code 05_180909111_0103_1_2



COLOUR RANGE



Charcoal (Fabric)



Latte (Vinyl)



MAUI DUAL ACTION

2 Motor – Dual Action

- A luxurious Lift Recline Chair, the Maui Dual Action delivers multiple positioning options, with additional backrest padding for a plush sitting and reclined experience
- Finished with soft quilted upholstery
- Dual motor lift recline chair
- Independent control of back and legrest functions
- Head and armrest covers for improved longevity
- Available in Mocha Quilted Upholstery
- Memory Foam Seating Surface: Improves comfort and helps to facilitate pressure redistribution



NDIS Item Code 05_180909111_0103_1_2



COLOUR RANGE



Mocha (Quilted Upholstery)



IDAHO

2 Motor – Dual Action


- Contemporary Medium size
- Gentle tapered armrests suit the modern home environment
- Independent adjustable back and leg support functions
- Integrated lift and recline functions for easy sit-to-stand
- Generous padding in backrest for improved lumbar support




NDIS Item Code 05_180909111_0103_1_2



COLOUR RANGE



Charcoal (Fabric)



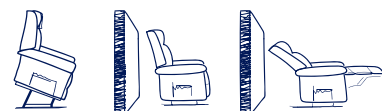
Latte (Vinyl)



VERONA SPACE SAVER

1 Motor – Space Saver


- Verona signifies the classic Italian lifestyle, encapsulating a classic approach with a modern look and feel
- Finished with soft quilted upholstery, this chair offers comfort and style within the home
- Single motor lift recliner chair
- Space saving design mechanism, ideal for smaller and confined spaces
- Head and armrest covers for improved longevity
- Available in Mushroom Quilted Upholstery
- Memory Foam Seating Surface: Improves comfort and helps to facilitate pressure redistribution



NDIS Item Code 05_180909111_0103_1_2



COLOUR RANGE



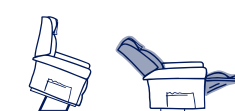
Mushroom (Quilted Upholstery)



MONTANA SINGLE ACTION

1 Motor – Heavy Duty


- The Montana Lift Recline Chair provides a large seating surface, offering improved comfort for users who need that little bit of extra room
- Single motor lift recline chair
- Designed for larger users
- Head and armrest covers for improved longevity
- Superior wipe clean microsuede upholstery
- Available in Bronze microsuede Leather-look



NDIS Item Code 05_180909111_0103_1_2 DVA AC06



COLOUR RANGE



Bronze (Microsuede)

Powerlift & Recline Chairs



GOLD							
	RAPHAEL QUATTRO				DA VINCI QUATTRO	REMBRANDT QUATTRO	MATTISSE QUATTRO
Description	4 Motor – Quattro				4 Motor – Quattro	4 Motor – Quattro	4 Motor – Quattro
Size	Small	Medium	Large	Maxi	Medium	Medium	Large
Codes	1. CHP227290 2. CHP227291	1. CHP227300 2. CHP227301 3. CHP227302	1. CHP227310 2. CHP227311 3. CHP227312	1. CHP227320 2. CHP227321	4. CHP227500 5. CHP227510	6. CHP227550	7. CHP 227560
Seat Height	470mm	470mm	500mm	510mm	480mm	495mm	500mm
Seat Depth	480mm	500mm	530mm	540mm	500mm	535mm	546mm
Seat Width	480mm	520mm	550mm	650mm	530mm	560mm	571mm
Overall Height	1060mm	1090mm	1080mm	1050mm	1050mm	1095mm	1067mm
Overall Width	740mm	780mm	810mm	930mm	870mm	1015mm	965mm
Backrest Height	630mm	680mm	700mm	650mm	630mm	600mm	730mm
S.W.L	130kg			220kg	159kg	159kg	159kg
Warranty	2 Years				2 – 5 Years*	2 – 5 Years	2 – 5 Years
AUST R ARTG No.	306075				216484	216484	216484

Powerlift & Recline Chairs



GOLD		SILVER		
RENOIR QUATTRO	MONET DUAL ACTION WITH HEAD TILT	SIGNATURE SPACE SAVER		SIGNATURE DUAL ACTION
4 Motor – Quattro	3 Motor – Dual Action	1 Motor – Space Saver		2 Motor – Dual Action
Medium	Medium	Small	Medium	Large
8. CHP227580	9. CHP227540	10. CHP228100 – Single 10. CHP228200 – Dual 11. CHP228110 – Single 11. CHP228210 – Dual 12. CHP228120 – Single 12. CHP228220 – Dual	10. CHP228130 – Single 10. CHP228230 – Dual 11. CHP228140 – Single 11. CHP228240 – Dual 12. CHP228150 – Single 12. CHP228280 – Dual	10. CHP228160 – Single 10. CHP228260 – Dual 11. CHP228170 – Single 11. CHP228270 – Dual 12. CHP228180 – Single 12. CHP228280 – Dual
450mm	495mm	480mm	480mm	500mm
550mm	535mm	460 – 485mm	490 – 515mm	510 – 535mm
550mm	560mm	480mm	510mm	540mm
1050mm	1065mm	980mm	1050mm	1110mm
800mm	890mm	740mm	780mm	780mm
710mm	570mm	580mm	620mm	650mm
130kg	159kg	145kg	145kg	155kg
2 Years	2 – 5 Years	2 Years		
306075	216484	230186		

Chairs



BRONZE					
	PORTO ZERO GRAVITY PETITE	MAUI DUAL ACTION	VERONA SPACE SAVER	OREGON SPACE SAVER	IDAHO DUAL ACTION
Description	Zerogravity	2 Motor – Dual Action	1 Motor – Space Saver	1 Motor – Space Saver	1 Motor – Dual Action
Size	Petite	Medium	Medium	Medium	Medium
Code	13. CHP227200	14. CHP227110	15. CHP227100	16. CHP227150 17. CHP227155	16. CHP227160 17. CHP227165
Seat Height	490mm	500mm	500mm	480mm	480mm
Seat Depth	500mm	500mm	500mm	480mm	480mm
Seat Width	490mm	540mm	540mm	480mm	480mm
Overall Height	1120mm	1100mm	1100mm	1100mm	1100mm
Overall Width	770mm	780mm	780mm	800mm	800mm
Backrest Height	690mm	630mm	630mm	620mm	620mm
S.W.L	150kg	130kg	130kg	150kg	150kg
Warranty	2 Years	2 Years	2 Years	2 Years	2 Years
AUST R ARTG No.	306075	306075	306075	306075	306075



UPHOLSTERY AND SWATCHES

BRONZE		MONTANA SINGLE ACTION						
1 Motor – Heavy Duty	Maxi							
1. CHP227400	510mm							
540mm	650mm							
1050mm	930mm							
650mm	180kg							
2 Years	306075							

ASPIRE ACCESSORY

Chair Protector
Universal Size
CHP227600

Tested to International Standards
DVA Contracted

* 2 Years Handset /Upholstery and Electronics, 5 Years Frame

Pride Powerlift Chairs

Pride lift chairs feature a 2 year warranty. Pride lift chairs are equipped with an emergency battery backup system should the power fail in your home.



2 position: Recline and Lift.
3 position: Recline, Lift, and Leg raise.
Infinite position: Recline, Lift, and Independent Leg raise.
Trendelenburg: Leg raise above the head

	C1 Petite	C101	C5	C6	C – 101	LC – 101EL
Size	SMALL	MEDIUM	LARGE	MEDIUM	MEDIUM	MEDIUM
Standard Colour/s and Code/s	CHP197209* – Arctic Blue CHP197211* – Chocolate	CHP197050* – Chocolate	CHP197104* – Arctic Blue CHP197102* – Chocolate	CHP197204* – Arctic Blue CHP197202* – Chocolate CHP197206* – Royal Blue Vinyl	CHP197213* – Sandal CHP197214* – Cocoa	CHP197218 – Black CHP197221 – Brown CHP197222 – Red
Description	1 motor, 3-Position Lift Chair	1 motor, 3-Position Lift Chair	3-Position Chaise Lounger, fully removable upholstery component	Infinite-Position Chaise Lounger, fully removable upholstery component	1 motor, 3-Position Chaise Lounger	1 motor, 3-Position Chaise Lounger, European style round arm
User Height	163 cm and below (5'4")	163 cm – 183 cm (5'4" – 6'0")	163 cm – 183 cm (5'4" – 6'0")	163 cm – 183 cm (5'4" – 6'0")	163 cm – 183 cm (5'4" – 6'0")	163 cm – 183 cm (5'4" – 6'0")
Seat to Floor	410mm	470mm	460mm	480mm	470mm	470mm
Depth	510mm	510mm	460 – 510mm	530mm	510mm	510mm
Width	460mm	510mm	560mm	560mm	510mm	510mm
Back Width	510mm	720mm	710mm	710mm	720mm	580mm
Backrest Height	660mm	700mm	660 – 710mm	660 – 710mm	700mm	700mm
Safe Working Load	113kg	147kg	170kg	136kg	147kg	147kg
Battery Backup	Yes	Yes	Yes	Yes	Yes	Yes

NDIS Item Code 05_180909111_0103_1_2 * DVA AC06

Custom Colours:



	660	560	LC – 107	D30	LC – 358XL
Size	LARGE	MEDIUM	MEDIUM	LARGE	LARGE
Standard Colour/s and Code/s	CHP193702 – Latte	Burgundy – CHP193304*	Pecan – CHP197230* Burgundy – CHP197235* Ocean – CHP197240*	Latte – CHP198002* Royal Blue Vinyl – CHP198006*	Burgundy – CHP197219* Latte – CHP197220*
Description	2 motor, Infinite-Position Chaise Lounger, fully upholstered	1 motor, 3-Position Chaise Lounger, fully upholstered	2 motor, Infinite-Position Chaise Lounger	1 motor, 3-Position Chaise Lounger, fully upholstered	1 motor, Infinite-Position Chaise Lounger
User Height	163 cm and below (5'4")	163 cm and below 5'4"	163 cm – 183 cm 5'4" – 6'	163 cm – 183 cm 5'4" – 6'	170 cm – 186 cm 5'6" – 6'1"
Seat to Floor	480mm	480mm	510mm	480mm	510mm
Depth	510mm	480mm	530mm	560mm	560mm
Width	480mm	480mm	510mm	560mm	660mm
Back Width	480mm	710mm	740mm	740mm	740mm
Backrest Height	635mm	635mm	700mm	660mm	740mm
Safe Working Load	170kg	170kg	147kg	170kg	227kg
Battery Backup	Yes	Yes	Yes	Yes	Yes
Std Arm Covers	No	Yes	No	Yes	Yes
Std Head Covers	No	Yes	No	Yes	Yes

NDIS Item Code 05_180909111_0103_1_2 * DVA AC06

Ashley Powerlift Recline Chairs

THINK OF COMFORT
TOPFORM™

- Provides comfort and support for a wide range of body shapes and sizes
- Quiet and smooth lift system with infinite rise and recline positions for ultimate comfort
- Available in Topsuede: Mink Brown, Lagoongreen, Denim Blue



Code	Description	Seat Depth	Seat Width	Recommended User Height	Backrest Height	S.W.L	Warranty
CHP195900	Powerlift Recliner Ashley Petite 1 Motor	450mm	440mm	153cm	570mm	120kg	1 Year
CHP196000	Powerlift Recliner Ashley Petite 2 Motor	450mm	440mm	153cm	570mm	120kg	1 Year
CHP195700	Powerlift Recliner Ashley Mini 1 Motor	490mm	480mm	153 – 160cm	600mm	120kg	1 Year
CHP195800	Powerlift Recliner Ashley Mini 2 Motor	490mm	480mm	153 – 160cm	600mm	120kg	1 Year
CHP195500	Powerlift Recliner Ashley Medium 1 Motor	500mm	480mm	163 – 178cm	640mm	120kg	1 Year
CHP195600	Powerlift Recliner Ashley Medium 2 Motor	500mm	480mm	163 – 178cm	640mm	120kg	1 Year
CHP195300	Powerlift Recliner Ashley Maxi 1 Motor	520mm	530mm	180 – 188cm	680mm	120kg	1 Year
CHP195400	Powerlift Recliner Ashley Maxi 2 Motor	520mm	530mm	180 – 188cm	680mm	120kg	1 Year
CHP196100	Powerlift Recliner Ashley Tall 1 Motor	530mm	540mm	191 – 198cm	740mm	120kg	1 Year
CHP196200	Powerlift Recliner Ashley Tall 2 Motor	530mm	540mm	191 – 198cm	740mm	120kg	1 Year
CHP190400	Powerlift Recliner Ashley Bariatric – Large	600mm	670mm	180 – 188cm	700mm	170kg	1 Year
CHP190500	Powerlift Recliner Ashley Bariatric – XL	650mm	860mm	180 – 188cm	720mm	230kg	1 Year
CHP196250*	Chair Pillow – Ashley Recliners						
CHP195200**	Arm and Headrest Covers for Ashley Recliner						

NDIS Item Code 05_180909111_0103_1_2

NDIS Item Code 03_090009111_0103_1_1 * DVA AC11 ** DVA AC10



Pressure Relief Chairs



Aspire Shell Chair

Created by Physiotherapists for posture, comfort and dignity

The lightweight and compact design allows access under tables for sharing meals, games and other activities

Forward/Backward Tilt Functionality

Forward tilt assists with chair egress and standing transfers. Backwards tilt functionality assists in pressure redistribution and patient stability during transfers

Removable Seated Cushion

Facilitates acute pressure care options such as ROHO cushions

Pillow Headrest
CHP198930

Footplate
CHP198925

Retractable Lap Tray
CHP198920



Ergonomic Wing Headrest (Removable)

Attendant carer push handle



Adjustable Seat Height

Adjustable by up to 80mm, allowing the chair to be used at a desk or dining table



Lightweight and Manoeuvrable

12.5" rear wheels with attendant foot brake, 5" front swivel castors and a lightweight design




Gas Assisted Tilt and Leg Raise



2 YEAR WARRANTY Frame

1 YEAR WARRANTY Fabric



Code	Description	Overall Width	Overall Depth	Overall Length	Seat Depth	Seat Width	Seat Height	Armrest Height	Backward Tilt	Forward Tilt
CHP198910	Shell Chair – Medium	700mm	890mm	890mm	440mm	450mm	450 – 530mm	230mm	27°	-3°
CHP198915	Shell Chair – Large	720mm	890mm	890mm	470mm	510mm	450 – 530mm	230mm	27°	-3°
CHP198930*	Shell Chair – Pillow Headrest									
CHP198925*	Shell Chair – Footplate									
CHP198920*	Shell Chair – Retractable Lap Tray									

NDIS Item Code 05_180921121_0103_1_2 DVA AC08 * NDIS Item Code 03_090000911_0103_1_1 * DVA AC11

Pressure Relief Chairs

Aspire Mobile Air Chair



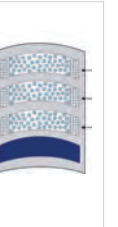
Side transfer compatible



Ergonomic attendant push handles

Adjustable Foam Matrix

A matrix of air flow chambers promotes skin microclimate and evenly redistributes pressure. A higher-density outer perimeter improves midline sitting while the foam cores are movable for customised positioning



Lie-Flat Bed Position



Unique design promotes skin immersion and envelopment, redistributing skin pressure, reducing the risk of pressure injury associated with prolonged sitting or lying


Gas assisted tilt up to 25 degrees, Recline 90 degrees and leg raise 90 degrees



Adjustable pressure patient surface

OPTIONAL ACCESSORIES

- Padded footrest
CHP198860
- Rotational tray table
CHP198862



Genuine Dartex



3 YEAR WARRANTY Frame

1 YEAR WARRANTY Fabric

Code	Description	Seat Depth	Seat Width	Seat Height	Backrest Height	Overall Height	Overall Depth	Overall Width	Overall Length	Tilt Angle	Leg Raise Angle	Recline Angle
CHP198850	Mobile Air Chair – Small / Short	560mm	410mm	650mm	630mm	1290mm	690mm	610mm	1200mm	0 – 25°	0 – 90°	0 – 90°
CHP198855	Mobile Air Chair – Large / Tall	560mm	500mm	650mm	630mm	1290mm	690mm	700mm	1200mm	0 – 25°	0 – 90°	0 – 90°
CHP198860*	Mobile Air Chair Footrest											
CHP198861*	Mobile Air Chair Tray Table											
CHP198862*	Mobile Air Chair Rotational Tray Table											

NDIS Item Code 05_180921121_0103_1_2 DVA AC08 * NDIS Item Code 03_090000911_0103_1_1 * DVA AC11

Aspire Cove Chair

Mobile chair designed to improve postural, pressure care and comfort outcomes for users requiring medium to high level support




Intuitive, ergonomic push handles are effective when upright and reclined



Tool free adjustments can be made easily without the need for tools

TENTE castors minimize push/pull forces

2 X 100mm Total Locking (Rear)
2 x 100mm Directional Locking (Front)



OPTIONAL ACCESSORIES

- Footrest CHP198985
- Utility table CHP198980



3 YEAR WARRANTY
Frame

1 YEAR WARRANTY
Fabric



Weight bearing footplate provides safe transportation and simplifies transfers



Hybrid air cushion offers superior comfort and effective pressure redistribution



Independent backrest and legrest adjustment maximises postural support and user comfort



Code	Description	Size	Overall Width	Overall Height	Overall Length	Seat Width	Seat Depth	Seat to Floor Height	Backrest Height	Armrest Height
CHP198960	Grey / Andreas Pumice	Medium	780mm	1270mm	860 – 1640mm	550mm	500 – 580mm	540mm	740mm	200mm
CHP198970	Grey / Andreas Pumice	Large	830mm	1300mm	860 – 1690mm	600mm	500 – 580mm	540mm	740mm	200mm
CHP198965	Navy / Bronx Steel	Medium	780mm	1270mm	860 – 1640mm	550mm	500 – 580mm	540mm	740mm	200mm
CHP198975	Navy / Bronx Steel	Large	830mm	1300mm	860 – 1690mm	600mm	500 – 580mm	540mm	740mm	200mm
CHP198980*	Tray Table									
CHP198985*	Footrest									

NDIS Item Code 05_180921121_0103_1_2 DVA AC09 * NDIS Item Code 03_090000911_0103_1_1

Aspire Altitude Vertical Lift Chair



Compatible with ROHO®

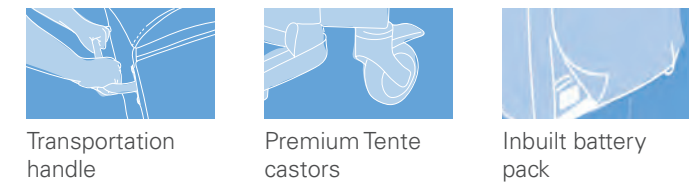
Designed to accommodate a ROHO® cushion in low to mid profile (or equivalent)
Recommended cushion size: 18 x 20in (depth x width)

Assisted Feeding
Vertical lift relieves strain on carer when assisting with feeding

USB Connectivity
Charge smart devices at leisure or during extended periods of treatment

TENTE castors minimize push/pull forces

2 X 100mm Total Locking (Rear)
2 x 100mm Directional Locking (Front)



Code	Description	Overall Width	Overall Height	Overall Length	Seat Height ¹	Seat Width ²	Seat Depth	Seat to Floor Height	Backrest Height
CHP227700	Aspire ALTITUDE Vertical Lift Chair	710mm	1200 – 1340mm	800mm	560 – 700mm	510mm	520mm	500 – 700mm	710mm
CHP227710* **	Oncology Armrest Accessory (Pair) – Beige								
CHP227720*	Arm Chair Table Accessory (Single)								

NDIS Item Code 05_180921121_0103_1_2 DVA AC08

* NDIS Item Code 03_090000911_0103_1_1 ** DVA AC10

Vertical lift and footrest incline relieves strain on carer when attending to clinical podiatry needs



Optional Oncology Armrest (Pair) CHP227710

Designed to enhance patient comfort, the wide forearm support assists with effective administration of treatment such as blood transfusions

Hand Control
Large backlit buttons make operation a simple process and enhance user independence



*Chair dimensions may vary +/- 20mm due to upholstery tolerances.
¹Seat heights shown are without castors on chair frames.
²Seat width is taken between the thickest sections of armrest padding.

Aspire Altitude Recliner

Pressure reducing mobile electric recliner suitable for multiple environments including aged care, blood/treatment clinics, hospitals or for independent use

Three-tiered cushion construction provides enhanced patient comfort and immersive qualities



Compatible with ROHO®

Designed to accommodate a ROHO® cushion in low to mid profile (or equivalent)

Inbuilt battery pack for full chair functionality without having to use a power cord. Charge once a day for all day usage around the care environment

TENTE castors

4 X 75m Tente castors allow easy relocation of the chair between residents or facility locations



Transportation handle | Premium Tente castors | Inbuilt battery pack

Code	Description	Overall Width	Overall Height	Overall Length	Seat Height ¹	Seat Width ²	Seat Depth	Seat to Floor Height	Backrest Height
CHP227705	Aspire ALTITUDE Recliner	710mm	1200mm	800mm	560mm	510mm	520mm	500 – 700mm	710mm
CHP227715	Oncology Armrest Accessory (Pair)								
CHP227720*	Arm Chair Table Accessory (Single)								

NDIS Item Code 05_180921121_0103_1_2 * NDIS Item Code 03_09000911_0103_1_1



Multi-stretch vapour permeable seat and backrest help to reduce shear and promote optimal skin microclimate. The outer chair surface is upholstered in medical-grade vinyl for longevity and infection control



Optional Oncology Armrest (Pair) CHP227710

Designed to enhance patient comfort, the wide forearm support assists with effective administration of treatment such as blood transfusions



Optional Armrest Table CHP227720

Allows for storage of personal items or medical instruments during treatment



2 YEAR WARRANTY Frame + Motor + Mechanism

1 YEAR WARRANTY Battery and Hand Control

Aspire Air Lift Chair



Seat depth is adjustable by 50mm



Adjustable air cell seating redistributes pressure away from bony prominences

Padded arm overlays (Petite model only)



Petite Model



Mobility Ready



Genuine Dartex



Removable backrest and seat cushion for easy cleaning and maintenance



Multistretch pressure reducing backrest offers a breathable and supportive surface for extended sitting and lying



Firm hand grips improve sit-to-stand efficiency and improve independence



3 YEAR WARRANTY Frame

1 YEAR WARRANTY Fabric

Code	Description	Seat Depth	Seat Width (Internal)	Backrest Height	Seat to Floor Height
CHP198865	Air Lift Chair – Space Saver – Petite	460 – 510mm	450mm	610mm	480mm
CHP198870	Air Lift Chair – Space Saver – Large	460 – 510mm	510mm	610mm	480mm
CHP198875	Air Lift Chair – Dual Action – Petite	460 – 510mm	450mm	610mm	480mm
CHP198880	Air Lift Chair – Dual Action – Large	460 – 510mm	510mm	610mm	480mm

NDIS Item Code 05_180921121_0103_1_2 DVA AC06

Deluxe Bed V2



- Unique Air Comfort Seating System for total surface pressure reduction
- Tilt-in Space adjustable seat positioning Adjustable wings and arms for easy transfer
- Adjustable backrest for full recline
- Adjustable legrest, infinite raise and lower positions

- Four castors – Three braking, One directional
- Polyurethane, Anti-Microbial, Anti-Bacterial, Three-way stretch fabric
- Suits users: 142cm to 188cm
- Available in Small – Suits users up to 142cm
- Warranty: 3 Years Frame, 1 Year Fabric

Code	Description	Seat Width	Seat Depth	Seat Height	S.W.L
CHP198180	Deluxe Bed V2 – Small	430mm	400mm	550mm	180kg
CHP198190	Deluxe Bed V2 – Medium	430mm	470mm	550mm	180kg
CHP198200	Deluxe Bed V2 – Large	510mm	550mm	570mm	180kg
CHP198375	Deluxe Bed V2 – Large (Electric)	510mm	550mm	570mm	180kg
CHP198350*	Maxi Deluxe Bed – Electric	720mm	550mm	640mm	300kg

NDIS Item Code 05_180921121_0103_1_2 * DVA AC08

Accessories for Pressure Relief Chairs



FOOTRESTS

- Easy to attach and remove
- Flips open to allow for easy transfer

Code	Description
CHP216351	Footrest – Deluxe V2 Bed – Large
CHP216356	Footrest – Deluxe V2 Bed – Maxi

NDIS Item Code 03_09000911_0103_1_1



TRAY TABLES

- Handy tray accessory for pressure relief chairs

Code	Description
CHP216358	Tray – Deluxe V2 Bed – Small/Medium
CHP216353	Tray – Deluxe V2 Bed – Large

NDIS Item Code 03_09000911_0103_1_1

Aspire PostureFit Recliner

The Aspire PostureFit is a configurable powerlift and recline chair with multiple options for a therapist or carer to ensure the best fit given changing postural and pressure care needs.



Easily interchangeable backrests options available

Advanced Immersion



Waterfall style



Auto extending legrest




Multi stretch pressure reducing patient surface

Head tilt

Seat width and depth adjustability

50mm castors for easy manoeuvrability

Battery Backup



Provisions to accommodate Aftermarket pressure care cushions such as ROHO



Code	Description	Seat Width	Seat Depth	Seat Height	Overall Height	Overall Depth	Overall Width	Backrest Angle	Backrest Height	Legrest Height	Legrest Length	Castor Height
CHP198250	PostureFit Recliner - Medium	510 - 560mm	420 - 480mm	490mm	1190mm	900mm	810 - 860mm	95° - 130°	800mm	500mm	500mm	50mm
CHP198260	PostureFit Recliner - Large	560 - 610mm	420 - 480mm	490mm	1210mm	900mm	860 - 910mm	95° - 135°	800mm	490mm	500mm	50mm
CHP198290	Waterfall backrest Cushion											
CHP198295	Advanced immersion backrest Cushion											

NDIS Item Code 05_180921121_0103_1_2

Configura Comfort Recliner Chair

- Designed to provide comfortable seating to users with mild to moderate postural requirements, to help reduce the formation of pressure ulcers
- 'Reduced shear' to maximise pelvic stability
- Pressure reducing fabric on backrest and armrest as standard
- Castors for easy manoeuvrability
- Integrated self-supply overlay for easy integration of existing cushions

Code	Description	Seat Depth	Seat Width	Seat Height	Backrest Height	S.W.L
CHP198075*	Configura Comfort - Small - Duratek	457- 508mm	457mm	406mm	686mm	160kg
CHP198080*	Configura Comfort - Small - Vinyl	457- 508mm	457mm	406mm	686mm	160kg
CHP198065*	Configura Comfort - Medium - Duratek	457- 508mm	508mm	457mm	686mm	160kg
CHP198070*	Configura Comfort - Medium - Vinyl	457- 508mm	508mm	457mm	686mm	160kg
CHP198055*	Configura Comfort - Large - Duratek	457- 508mm	559mm	457mm	686mm	160kg
CHP198060*	Configura Comfort - Large - Vinyl	457- 508mm	559mm	457mm	686mm	160kg
CHP198050*	Configura Comfort - Bariatric - Duratek	457- 508mm	609mm	457mm	1150mm	254kg
CHP198085	Lateral Supports	CHP198089	Lateral Support Backrest Small			
CHP198086	R/R Depth Adjustment Kit	CHP198090	Comfort Profiled Headrest			
CHP198087	Lateral Support Backrest Large	CHP198095	Bariatric Cushionair with Pump			
CHP198088	Lateral Support Backrest Medium					

* NDIS Item Code 05_180921121_0103_1_2



Standard



Bariatric

Sorrento Chair



- Designed to improve and maximise comfort as well as postural support and pressure management, the Sorrento is simple to operate
- Adaptability and effortless adjustability
- Tilt in space, forward tilt and adjustable back angle recline can be used to improve posture and redistribute pressure
- Optional lateral supports and pillows

Code	Description	Overall Height	Seat Width	Seat Height	Seat Depth	S.W.L
CHP197822	Sorrento Large - Manual	1320mm	350 - 600mm	600mm	380 - 480mm	160kg
CHP197823	Sorrento Bariatric - Electric	1320mm	550 - 850mm	600mm	410 - 660mm	294kg
CHP197824	Sorrento Part Motorised - Electric					

NDIS Item Code 05_180921121_0103_1_2

Atlanta Chair



- Safe and comfortable seat for those with vigorous involuntary movements while reducing the risk of falling or sliding from the chair
- Provides security without compromising function, pressure or postural management
- Used in the management of lower limb oedema. Variable angle leg rest, tilt and recline elevates the feet for optimum fluid drainage position

Code	Description	Overall Height	Seat Width	Seat Height	Seat Depth	S.W.L
CHP197820	Atlanta Manual	1135mm	380 - 500mm	540mm	480mm	160kg

NDIS Item Code 05_180921121_0103_1_2

Monaco Chair



- Angle adjustable seat, reduces sliding, discomfort and shear. Can also assist with stand transfers and independent ambulation
- Adjustable back angle recline, waterfall back, optional lateral supports, and pressure management materials
- For users with reduced mobility or sitting balance
- Swivel castors, push handle and sliding footplate for easy mobility and access

Code	Description	Overall Height	Seat Width	Seat Height	Seat Depth	S.W.L
CHP197827	Monaco Manual	1205mm	380 - 600mm	350 - 500mm	350 - 550mm	160kg

NDIS Item Code 05_180921121_0103_1_2

Denver Chair



- It has been clinically designed to bring pressure management, posture support and comfort to riser recliner chairs
- The Denver has dual motors, providing leg elevation and tilt in space positioning as well as adjustable recline angle
- The tilt-in-space combined with back recline can reduce sliding from the chair, while the riser function helps the user to a standing position to promote easier independent transfers

Code	Description	Overall Height	Seat Width	Seat to Floor	Seat Depth	S.W.L
CHP197832*	Denver Chair - 450mm	1090mm	450mm	400-500mm	457mm	136.5kg
CHP197833	Denver Chair - 500mm	1090mm	500mm	400-500mm	457mm	136.5kg

NDIS Item Code 05_180921121_0103_1_2 * DVA AC08



Phoenix Chair



Adult model



Paediatric model

- Available in multiple manual and electric combinations
 - Gives maximum support to the upper body through head and shoulder supports. The supports can be adjusted to meet the changing needs of the user
 - Adjustable lateral, shoulder and head supports can conform to posture and position easily
 - Tilt in space and adjustable components. Meets range of individual support needs, sizes, and levels of mobility
 - Assists in the development and maintenance of independence or for those with progressive conditions
- Available in a paediatric version
 - Effective for adults with the following disabilities and conditions: Cerebral palsy, Spina bifida, Spinal cord injury, Parkinson's disease, Motor neurone disease, Stroke, Multiple sclerosis, Alzheimer's disease, Advanced dementia and Osteoporosis
 - Effective for seating clients with the following postural conditions: Pressure injuries, Reduced upper body tone, Kyphosis, Scoliosis, Muscle contractures and Oedema

Code	Description	Overall Height	Seat Width	Seat Height	Seat Depth	S.W.L
CHP197800	Phoenix Chair – Paediatric	1220mm	250 – 400mm	540mm	290 – 380mm	160kg
CHP197805	Phoenix Chair – Manual	1320mm	400 – 600mm	600mm	390 – 480mm	160kg
CHP197810	Phoenix Chair – Electric Leg and Tilt	1320mm	400 – 600mm	600mm	390 – 480mm	160kg
CHP197815	Phoenix Chair – Electric Leg, Recline and Tilt	1320mm	400 – 600mm	600mm	390 – 480mm	160kg

NDIS Item Code 05_180921121_0103_1_2



Milano Chair



Manual



Electric

- The Milano tilt in space chair is designed as a simple, adjustable and affordable care chair
- It gives support, comfort and pressure management to patients who have low to medium support needs and those who still maintain a degree of mobility. If a persons' needs change in future, the Milano can give more support as time goes on
- The Milano is designed for: Home care, Care facilities, Acute care, Contracts, Equipment loan stores and Rentals
- Its effortless adjustability and ease of use means that the Milano can be ordered online or over the phone and easily set up to suit the users' needs
- A range of accessories are available
- The Milano is available both Manual and Electric models. The Manual version has gas assisted tilt-in-space, an elevating leg rest and back angle recline. The Electric Version has a 3 feature controller handset that includes motorised tilt-in-space, elevating leg rest and back angle recline. The Electric Milano includes a Linak Lithium Battery Control Box allowing the chair to be used without connection to mains power

Code	Description	Overall Height	Seat Width	Seat Height	Seat Depth	S.W.L
CHP197995	Milano Chair	1300mm	400 – 500mm	540mm	400 – 500mm	159kg
CHP197997	Milano Electric Chair with Tilt and Recline	1300mm	400 – 500mm	540mm	400 – 500mm	159kg

NDIS Item Code 05_180921121_0103_1_2



Seating Matters Chair Accessories




Code	Description
1 CHP197864*	Leg Laterals – Paed Phoenix + Paed Sorrento Chairs
CHP197865*	Leg Laterals – Phoenix and Sorrento Chairs
2 CHP197875*	Tray Table – All Seating Matters Chairs
CHP197869*	Lateral Supports – Paed Phoenix + Paed Sorrento Chairs
3 CHP197870*	Lateral Supports – Phoenix (and Paed), Sorrento, Monaco, Milano and Denver Chairs
CHP197880*	4 Point Seat Belt – All Seating Matters Chairs
4 CHP197885*	Single Seat Belt – All Seating Matters Chairs
5 CHP197825*	Variable Angle Leg Rest – Atlanta and Monaco Chairs
6 CHP197890*	Twin Castors – All Seating Matters Chairs
7 CHP197895*	Removable Seat Cover – All Seating Matters Chairs
8 CHP197900*	Padded Footplate – All Seating Matters Chairs
9 CHP197905*	Tilt Angle Display – Phoenix, Paed Phoenix and Sorrento Chairs
10 CHP197915*	Seat Cushion – 450mm – All Seating Matters Chairs
CHP197920*	Seat Cushion – 500mm – All Seating Matters Chairs
CHP197925*	Seat Cushion – Custom – All Seating Matters Chairs
11 CHP197930*	Head Cushion – Concave – All Seating Matters Chairs
CHP197935*	Head Cushion – Horse Shoe – All Seating Matters Chairs
CHP197940*	Head Cushion – Standard – All Seating Matters Chairs
CHP197830*	Armrest Cover – Phoenix Chair
12 CHP197835*	Armrest Cover with 1in Padding – Phoenix and Sorrento Chairs
CHP197840*	Armrest Cover with 2in Padding – Phoenix and Sorrento Chairs
CHP197845*	Armrest Cover with 1in Padding – Phoenix Paed Chair
CHP197850*	Armrest Cover with 2in Padding – Phoenix Paed Chair
CHP197855*	Armrest Cover with 1in Padding – Atlanta Chair
CHP197860*	Armrest Cover with 2in Padding – Atlanta Chair
CHP197861*	Armrest Cover with 1in Padding – Monaco Chair
CHP197862*	Armrest Cover with 2in Padding – Monaco Chair
CHP197863	Armrest Cover with 3in Padding – Monaco Chair

* NDIS Item Code 03_090000911_0103_1_1

Cushions & Supports

138 Cushions & Back Support

141 Pressure Care Cushions



Cushions & Back Support



Cushions & Back Support

Action Gel Pad



- A universal gel pad used to alleviate pressure build up and evenly distribute body weight
- The gel pad is covered in a waterproof film
- Unlimited weight capacity

L

Code	Description	Width	Depth
PTC547200	Action Gel Pad – 16" x 16"	400mm	400mm
PTC547100	Action Gel Pad – 18" x 16"	450mm	400mm
PTC547000	Action Gel Pad – 18" x 18"	450mm	450mm
PTC546990	Action Gel Pad – 20" x 20"	500mm	500mm

NDIS Item Code 05_043303511_0103_1_2

DVA AE04

Diffuser Cushion



- Premium density pressure-relief cushion made from memory foam
- Ideal for wheelchairs or conventional seating

L

Code	Description	Width	Depth
GSS340100	Diffuser Cushion	440mm	420mm
GSS340103*	Diffuser Cushion with Waterproof Cover	440mm	420mm
GSS340104*	Diffuser Cushion – Large	490mm	460mm
GSS340105*	Diffuser Cushion – Large with Waterproof Cover	490mm	460mm
GSS340101	Diffuser Cushion Cover – Waterproof	440mm	420mm
GSS340106*	Diffuser Cushion Cover – Large – Waterproof	490mm	460mm

NDIS Item Code 05_181009111_0105_1_2

* DVA AE07

Multi-Purpose



- Made from extremely durable and comfortable dimple foam
- Ideal for wheelchairs or conventional seating


L

Code	Description	Width	Depth
GSS340120	Multi-Purpose	450mm	450mm
GSS340121	Multi-Purpose with Waterproof Cover	450mm	450mm

NDIS Item Code 05_181009111_0105_1_2

DVA AE07

Posture Wedge Cushion



- Posture wedge assists with maintaining posture for persons sitting for extended periods, encourages correct pelvic tilt

L

Code	Description	Width	Depth
GSS340140	Posture Wedge Cushion	420mm	400mm

NDIS Item Code 05_181009111_0105_1_2

DVA AE01

Relief Ring Cushion



- Relief Ring Cushion shaped to help manage post-operative pain and other painful conditions.


L

Code	Description
GSS340150*	Relief Ring Cushion
GSS340151	Relief Ring Cover only

NDIS Item Code 05_181009111_0105_1_2

* DVA AE07

Coccyx Tailbone Cushion



- Coccyx cushion minimises painful pressure on the coccyx region
- Ergonomically designed orthopaedic cushion

L

Code	Description	Width	Depth
GSS340135	Coccyx Tailbone Cushion	420mm	400mm
GSS340136	Coccyx Tailbone Cushion with Waterproof Cover	420mm	400mm

NDIS Item Code 05_181009111_0105_1_2

DVA AE07

Keyhole Cushion



- Angled seat cushion with a symmetrical aperture
- Designed and recommended for cases of post-natal or post-operative discomfort

L

Code	Description	Width	Depth
GSS340130	Keyhole Cushion	420mm	400mm

NDIS Item Code 05_181009111_0105_1_2

DVA AE07

Diffuser Coccyx Cushion



- Coccyx cushion for relieving pressure and pain from a bruised tailbone & coccyx

L

Code	Description	Width	Depth
GSS340110	Diffuser Coccyx Cushion	440mm	420mm
GSS340111	Diffuser Coccyx Cushion with Waterproof Cover	440mm	420mm

NDIS Item Code 05_181009111_0105_1_2

Silicone Fibre Coccyx Ring Cushion



- Cushion is constructed of silicone coated cylindrical hollow core fibres for extra support and comfort
- Designed for post-operative discomfort, haemorrhoids or prostate inflammation

L

Code	Description	Width	Depth	Height
PTC542250	Silicone Fibre Coccyx Cushion	380mm	420mm	100mm

NDIS Item Code 05_043303511_0103_1_2

DVA AE04

Spenco Chair Pad



- Soft chair pad helps to protect all pressure-prone areas of the body
- Manufactured from Silicore® fibres – unique hollow core, non matting shafts retain loft and allow air flow
- Breathable, cotton/polyester fabric is fully washable, dryable and radio translucent

L

Code	Description	Width	Depth	S.W.L
PTC548800	Spenco Chair Pad	430mm	430mm	100kg

NDIS Item Code 05_043303511_0103_1_2

DVA AE04

Silicone Fibre Cushion



- Silicone fibre filled cushion manufactured from cylindrical hollow core fibres

L

Code	Description	Width	Depth	S.W.L
PTC542170	Silicone Fibre Cushion	410mm	460mm	100kg
PTC542200	Silicone Fibre Cushion	460mm	410mm	100kg

NDIS Item Code 05_043303511_0103_1_2

DVA AE04

Back Form Support



- Snug support for the lower back
- Supportive flanks and tapered back corners to compensate for curved bucket-type seats
- Quality removable cover

L

Code	Description	Width	Height
GSS340205	Back Form	400mm	310mm

NDIS Item Code 05_181009111_0105_1_2

DVA AE01

L Low Risk M Medium Risk H High Risk V Very High Risk

L Low Risk M Medium Risk H High Risk V Very High Risk




Contoured Back Support

aspire

- Full length back support ensures that the entire back is supported

Code	Description	User Height
GSS340215	Contoured Back Support – Small	1220 – 1580mm
GSS340216	Contoured Back Support – Medium	1590 – 1860mm
GSS340217	Contoured Back Support – Large	1870 – 2000mm

NDIS Item Code 05_181009111_0105_1_2 DVA AE01




Flobac

- Back support featuring infinite adjustments to suit all comfort and support needs

Code	Description	Width	Length
GSS340230	Flobac	430mm	540mm
GSS340231	Flobac with Beaded Seat	430mm	540mm

NDIS Item Code 05_181009111_0105_1_2 DVA AE01



Total Spinal Support

- Full moulded back support has unique flanking support designed to prevent lateral movement
- Flanking support relieves stress on major structure of lumbar spine and rib cage

Code	Description
GSS340220	Total Spinal Support – Tall (Car/Office/Chair)
GSS340221	Total Spinal Support – Medium (Couch/Home)

NDIS Item Code 05_181009111_0105_1_2 DVA AE01




Back Huggar

- Contoured to provide support and help alleviate lower back fatigue
- Removable insert to reduce depth or modify lumbar curve

Code	Description	Width	Length
GSS340199	Back Huggar with Steriplus	355mm	330mm
GSS340200	Back Huggar with Durofab	355mm	330mm
GSS340201	Back Huggar with Memory Foam	355mm	330mm

NDIS Item Code 05_181009111_0105_1_2 DVA AE01



Quad Cushion

- Inserted behind back, knees or ankles to assist back positioning and posture
- Provides comfort and support for the lower back, under knees or under ankles by relieving pressure

Code	Description	Length	Width	Height
BEP056220*	Quad Cushion	530mm	260mm	90mm
BEP056221**	Quad Cushion Cover			

NDIS Item Code 03_090000911_0103_1_1 DVA AB02 DVA AB19



Latex Multi-Use Roll

- Constructed of natural latex for maintenance of shape
- Ideal for use under ankles or between knees

Code	Description
GSS340250*	Latex Multi-Use Roll with Poly Cover
GSS340251	Waterproof Replacement Cover

NDIS Item Code 05_181009111_0105_1_2 DVA AE01



Lumbar Roll

aspire

- Lumbar Roll is a simple, effective product designed to discourage slouching

Code	Description
GSS340240	Lumbar Roll – D Shape
GSS340241	Lumbar Roll – D Shape Memory Foam
GSS340248	Lumbar Roll – Demi D Shape (Small D Shape)
GSS340242	Lumbar Roll – Oval Shape
GSS340244	Lumbar Roll – Round Shape
GSS340246	Lumbar Roll – Egg Shape

NDIS Item Code 05_181009111_0105_1_2 DVA AE01

L Low Risk M Medium Risk H High Risk V Very High Risk




Pressure Care Cushions

Air cushions lower soft tissue stresses to skin at risk of breakdown – they provide greater immersion of the buttocks which creates a much larger contact area for load transfer, comfort and pressure relief for protection against skin shear damage.

ROHO Cushions Selection Guide

LEVEL OF PRESSURE CARE / RISK




For More Information On Wheelchairs See The Mobility Wheelchairs & Positioning Section



L

ROHO® - Mini Max

- Appropriate for everyday comfort and pressure injury prevention
- Designed for short-term needs of users with high comfort needs but at low-level risk of skin breakdown
- Inter-connected air cells provide shock absorption and pressure reduction
- Lightweight: At 0.9kg the Mini Max cushion adds minimal weight to the entire mobility solution
- Great for travel and sports
- Maximum User Weight: Unlimited

All models include

- 2 Way Stretch Cover
- Hand Pump & Repair Kit
- Operating Instructions
- 1 Year Warranty

Width (inches")	Depth (inches")	
	16"	15"
18"	PTC586000	-
16"	PTC585900	-
15"	-	PTC585800

NDIS Item Code 05_043303511_0103_1_2 DVA AE04

Note: This range can fit chairs from 15" x 15" to 20" x 16". Please contact Aidacare for enquiries relating to sizes outside of the displayed range.

Sizes listed are seat dimensions. The actual cushion is 1.5" longer to allow for the cushion to sit between the back canes.



L

ROHO® - LTV

- Appropriate for everyday comfort and pressure injury prevention
- Interconnected air-filled cells to redistribute body weight and minimise pressure
- Padded cover or optional synthetic leather cover adds an extra level of comfort
- Lightweight design and air valve make it easy to fold and great for travel
- Height adjustable 1 – 2"

All models include

- 1 Year Warranty

Width (inches")	Depth (inches")
19"	17"
	PTC585200

NDIS Item Code 05_043303511_0103_1_2



L

ROHO® - Mosaic

- Appropriate for everyday comfort and pressure injury prevention
- The Mosaic is excellent as a lounge-chair cushion and can also be used as a shower chair cushion
- Designed to provide a comfortable, functional and stable sitting environment for patients who are at risk of skin breakdown
- The Mosaic is also a Dry Floatation cushion but is made from softer plastic than the classic ROHO DF cushions. It is therefore lighter (0.5kg) but less rugged
- Interconnected air cells disperse pressure and promote stability as the pelvis sinks into them
- Maximum User Weight: 113kg

All models include

- 2 Way Stretch Cover
- Hand Pump & Repair Kit
- Operating Instructions
- 1 Year Warranty

Width (inches")	Depth (inches")	
	18"	16"
18"	PTC586300	PTC586200
16"	-	PTC586100

NDIS Item Code 05_043303511_0103_1_2 DVA AE04

Note: Please contact Aidacare for enquiries relating to sizes outside of the displayed range.

L Low Risk M Medium Risk H High Risk V Very High Risk



V

High Profile Single Valve



H

Low Profile Single Valve

Note: This range can fit chairs from 13.25" x 13.25" to 22" x 22". Please contact Aidacare for enquiries relating to sizes outside of the displayed range. Sizes listed are seat dimensions.

ROHO® - Single Compartment

- Appropriate for clients with very high risk of ischaemic ulcers and for management and recovery from existing pressure injury conditions
- Cellular design and the soft pliable material allow the individual to be immersed into the cushion for maximum pressure redistribution, while decreasing friction and shear.
- Simple adjustment allows the cushions to fit the shape of the individual, minimising tissue deformation and maximising blood flow
- ROHO DRY FLOATATION® Technology provides unparalleled performance in facilitating blood flow by fitting, matching and tracking the shape of a person
- Flame-resistant, black neoprene cushion
- Cushion can be easily cleaned with soap and water. Cover is machine washable
- High Profile (HP) – 4" (10cm): Provides a greater contact area and maximum immersion and envelopment – which promotes healing
- Low Profile (LP) – 2" (5cm): Provides the ideal level of immersion and skin protection

All models include

- 2 Way Stretch Cover
- Hand Pump & Repair Kit
- Operating Instructions



Sensor Ready Cushion (ROHO HIGH Profile® or MID Profile™)

2 YEAR WARRANTY

Width (Cells / Size")	Profile	Depth (Cells / Size")							
		6 / 11.5"	7 / 13.25"	8 / 15"	9 / 16.75"	10 / 18.5"	11 / 20.25"	12 / 22"	13 / 23.75"
6 / 11.5"	HP	PTC544920	PTC544990	-	-	-	-	-	-
	LP	PTC544930	PTC545000*	-	-	-	-	-	-
7 / 13.25"	HP	-	PTC545100*	PTC545120	PTC545200*	-	-	-	-
	LP	-	PTC545110	PTC545130	PTC545210	-	-	-	-
8 / 15"	HP	-	PTC545400*	PTC545500*	PTC545700*	PTC545301*	-	-	-
	LP	-	-	PTC545600*	PTC545800*	PTC545300*	-	-	-
9 / 16.75"	HP	-	-	PTC546500*	PTC546600*	PTC545900*	PTC546100*	-	-
	LP	-	-	PTC546510	PTC546700	PTC546000	PTC546200*	-	-
10 / 18.5"	HP	-	-	PTC543980	PTC544000*	PTC544150	PTC543900*	PTC543920	PTC543930
	LP	-	-	PTC543990	PTC544100*	PTC543800*	PTC543910*	-	-
11 / 20.25"	HP	-	-	PTC544180	PTC544400*	-	PTC544300*	PTC544360	PTC544380
	LP	-	-	-	PTC544410	PTC544250*	PTC544350*	-	-
12 / 22"	HP	-	-	-	PTC544420	PTC544500*	PTC544360	-	-
	LP	-	-	-	-	PTC544550*	-	-	-
13 / 23.75"	HP	-	-	-	PTC544610	PTC544620	PTC544630	PTC544640	-
	LP	-	-	-	-	-	-	-	-
14 / 26"	HP	-	-	-	-	-	PTC544650	-	-
	LP	-	-	-	-	-	-	-	-

Sensor Ready

NDIS Item Code 05_043303511_0103_1_2

* DVA AE04



ROHO® - Smart Check®

- Sensing device used in the setup and monitor a ROHO HIGH PROFILE® or MID PROFILE™ Sensor Ready Cushion
- Stores recommended inflation range
- Press to check inflation level
- Real-time feedback
- Ability to reset
- Detachable for storage

Code	Description
MSP500488	Smart Check Device By ROHO

L Low Risk M Medium Risk H High Risk V Very High Risk





M

ROHO® - Nexus Spirit

- Appropriate for clients with medium risk of ischaemic ulcers and need for positioning and transfer support
- Combines the stability of a contoured foam base with a ROHO Dry Floatation cushion for therapeutic care
- Posture: The contoured foam base provides increased stability for transfers and also provides excellent pelvic positioning for improved posture
- Pressure: The ROHO Dry Floatation insert protects the Coccyx and Ischia whilst the soft foam aids protection of the gluteal crease area
- Soft polyurethane seating foam and neoprene rubber ROHO pad

- All models include**
- 2 Way Stretch Cover
 - Hand Pump & Repair Kit
 - Operating Instructions

2 YEAR WARRANTY

Width (inches")	Depth (inches")				
	18"	17"	16"	15"	14"
20"	PTC587300	-	-	-	-
18"	PTC587200	-	PTC587100	-	-
17"	-	PTC587000	-	-	-
16"	PTC586900	-	PTC586800	-	-
15"	-	-	-	PTC586700	-
14"	-	-	PTC586600	-	PTC586500

NDIS Item Code 05_043303511_0103_1_2

Note: This range can fit chairs from 14" x 14" to 20" x 18". Please contact Aidacare for enquiries relating to sizes outside of the displayed range.

Sizes listed are seat dimensions.



L

ROHO® - Air Lite

- Appropriate for everyday comfort and pressure injury prevention
- Designed for clients with tactile sensation who are at low risk of developing skin breakdown
- Contoured foam base with an internal sealed air cell provides comfort and support for basic positioning and pressure management needs

- All models include**
- 2 Way Stretch Cover
 - Hand Pump & Repair Kit
 - Operating Instructions

1 YEAR WARRANTY

S.W.L 113KG

Width (inches")	Depth (inches")						
	20"	19"	18"	17"	16"	15"	14"
20"	-	-	PTC551450	-	-	-	-
18"	PTC551430	-	PTC551400	-	PTC551380	-	-
17"	-	PTC551440	PTC551330	PTC551325	-	-	-
16"	-	-	PTC551300	-	PTC551310	-	-
15"	-	-	-	-	-	PTC551295	-
14"	-	-	-	-	PTC551290	-	PTC551285

NDIS Item Code 05_043303511_0103_1_2

Note: This range can fit chairs from 14" x 14" to 20" x 20". Please contact Aidacare for enquiries relating to sizes outside of the displayed range.

Sizes listed are seat dimensions. The actual cushion is 1.5" longer to allow for the cushion to sit between the back canes.



L Low Risk M Medium Risk H High Risk V Very High Risk



ROHO® - Dual Compartment

- Appropriate for clients with very high risk of ischaemic ulcers and for management and recovery from existing pressure injury conditions
- Two separate compartments of the cushion allow positioning adjustments to address a pelvic obliquity (side-to-side) or sacral sitting (front to back)
- The Dual Compartment offers slightly less postural control and flexibility than the Quadtro Select range but retains the pressure and shear risk management standard for ROHO
- High Profile (HP) – 4" (10cm): Provides a greater contact area and maximum immersion and envelopment – which promotes healing
- Low Profile (LP) – 2" (5cm): Provides the ideal level of immersion and skin protection

- All models include**
- 2 Way Stretch Cover
 - Hand Pump & Repair Kit
 - Operating Instructions

2 YEAR WARRANTY



High Profile Dual Valve



Low Profile Dual Valve With Cover

Note: This range can fit chairs from 13.25" x 13.25" to 20.25" x 20.25". Please contact Aidacare for enquiries relating to sizes outside of the displayed range.

Sizes listed are seat dimensions. The actual cushion is 1.5" longer to allow for the cushion to sit between the back canes.

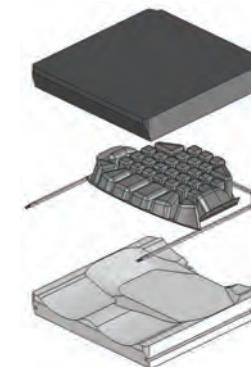
Width (Cells / Size")	Profile	Depth (Cells / Size")			
		11 / 20.25"	10 / 18.5"	9 / 16.75"	8 / 15"
10 / 20.25"	HP	-	PTC547280	-	-
	LP	-	PTC547285	-	-
10 / 18.5"	HP	PTC547290	PTC547300*	PTC547500*	-
	LP	PTC547295	PTC547400*	PTC547505	-
9 / 16.75"	HP	-	PTC548000*	PTC548400*	PTC548200*
	LP	-	PTC548100*	PTC548500*	-
8 / 15"	HP	-	-	PTC547800*	PTC547600*
	LP	-	-	PTC547900*	PTC547700*

NDIS Item Code 05_043303511_0103_1_2

* DVA AE04



M H



Hybrid Elite Cross Section

Note: This range can fit chairs from 14" x 14" to 20" x 20". Please contact Aidacare for enquiries relating to sizes outside of the displayed range.

Sizes listed are seat dimensions. The actual cushion is 1.5" longer to allow for the cushion to sit between the back canes.

ROHO® - Hybrid Elite

- Appropriate for clients with moderate to high risk of skin breakdown who require positioning support
- Combines the skin protection and shape matching ability of ROHO Dry Floatation with a contoured foam base
- Allows for improved pelvic alignment and stability while maintaining optimal immersion and dispersion of pressure away from the pelvic area
- The ROHO Dry Floatation system and 2-way stretch cover help reduce friction and shear whilst maximising blood flow
- The stability provided by the foam base assists "friction & shear" with safer transfers

- All models include**
- 2 Way Stretch Cover
 - Hand Pump & Repair Kit
 - Operating Instructions

2 YEAR WARRANTY

S.W.L 225KG

Width (inches")	Valve Type	Depth (inches")					
		20"	18"	17"	16"	15"	14"
20"	Single Valve	PTC594951	-	-	-	-	-
	Double Valve	PTC594961	PTC594955*	-	-	-	-
18"	Single Valve	-	PTC594940	PTC594939	PTC594935	-	-
	Double Valve	PTC594972	PTC594954	PTC594959	PTC594958	-	-
17"	Single Valve	-	PTC594931	PTC594930	PTC594929	-	-
	Double Valve	-	PTC594971	-	PTC594957	-	-
16"	Single Valve	PTC594921	PTC594920	PTC594911	PTC594910	PTC594909	-
	Double Valve	PTC594963	PTC594953	PTC594969	PTC594952	PTC594968	-
15"	Single Valve	-	-	PTC594901	PTC594900	PTC594899	-
	Double Valve	-	-	PTC594967	PTC594966	PTC594956	-
14"	Single Valve	-	-	-	PTC594860	PTC594850	PTC594845
	Double Valve	-	-	-	PTC594965	PTC594964	PTC594962

NDIS Item Code 05_043303511_0103_1_2

* DVA AE04

L Low Risk M Medium Risk H High Risk V Very High Risk

ROHO® - Enhancer



- Appropriate for clients with high risk of ischaemic ulcers and need for greater positioning support
- A unique combination of high (4"), mid (3") and low (2") profile cells in the one cushion center the user and position the pelvis back in the wheelchair providing greater lateral stability through channelling of the legs
- A two-valve system allows the user to (1) adjust the interior "bucket" section for reduced pressure on the ischia and coccyx; and (2) adjust the outer perimeter for enhanced stability and positioning
- Soft neoprene construction is flame retardant and durable
- Maximum User Weight: Unlimited

- All models include**
- 2 Way Stretch Cover
 - Hand Pump & Repair Kit
 - Operating Instructions

2 YEAR WARRANTY

Width (Cell / Size")	Depth (Cells / Size")			
	11 / 20.25"	10 / 18.5"	9 / 16.75"	8 / 15"
11 / 20.25"	-	PTC553060	-	-
10 / 18.5"	PTC553090	PTC553100*	PTC553200*	-
9 / 16.75"	-	PTC553500*	PTC553600*	PTC553550
8 / 15"	-	-	PTC553400*	PTC553300*

NDIS Item Code 05_043303511_0103_1_2

DVA AE04

Note: This range can fit chairs from 11.5" x 11.5" to 20.25" x 20.25". Please contact Aidacare for enquiries relating to sizes outside of the displayed range.

Sizes listed are seat dimensions.

ROHO® Quadro Select



- Appropriate for clients at very high risk of ischaemic ulcers and for management and recovery from existing pressure injury conditions
- ROHO Dry Floatation promotes circulation, and pressure relief whilst flexible neoprene cells reduce shear friction
- Quick-and-easy air compartment adjustment maximises function and utility
- Quadro Select cushions employ ISOFLO Memory Control which locks air into compartments to help maintain better postural integrity in addition to pressure reduction
- Maximum User Weight: Unlimited

- All models include**
- 2 Way Stretch Cover
 - Hand Pump & Repair Kit
 - Operating Instructions
 - 3 Years Warranty

3 YEAR WARRANTY

Width (Cells / Size")	Profile	Depth (Cells / Size")						
		12 / 22"	11 / 20"	10 / 18.5"	9 / 16.75"	8 / 15"	7 / 13"	6 / 12"
13 / 24"	HP	PTC590110	PTC590100*	PTC590000	-	-	-	-
	LP	-	-	-	-	-	-	-
12 / 22"	HP	PTC589900*	PTC589800*	PTC589600*	PTC589550	-	-	-
	LP	-	-	PTC589700*	-	-	-	-
11 / 20"	HP	PTC589200*	PTC589000*	PTC588800*	PTC589400*	PTC589300*	-	-
	LP	-	PTC589100	PTC588900	PTC589500*	-	-	-
10 / 18.5"	HP	PTC588200*	PTC588000*	PTC587700	PTC588500	PTC588300	-	-
	MP	-	-	PTC593250*	-	-	-	-
9 / 16.75"	HP	-	PTC588100*	PTC587900	PTC588700	PTC588400*	-	-
	LP	-	PTC592400*	PTC592200*	PTC593000	PTC592800*	-	-
8 / 15"	HP	-	PTC592500*	PTC592300	PTC593200*	PTC592900	-	-
	LP	-	PTC591500*	PTC591300*	PTC592000*	PTC591800*	PTC591600*	-
7 / 13"	HP	-	-	PTC591400*	PTC592100*	PTC591900	PTC591700*	-
	MP	-	-	-	PTC591200*	PTC591000*	PTC590700*	-
6 / 12"	HP	-	-	-	PTC593205*	-	-	-
	LP	-	-	-	-	PTC591100	PTC590800*	-
6 / 12"	HP	-	-	-	-	-	PTC590500	PTC590200*
	LP	-	-	-	-	-	PTC590400*	PTC590300*

NDIS Item Code 05_043303511_0103_1_2

DVA AE04

Note: This range can fit chairs from 13" x 13" to 22" x 22". Please contact Aidacare for enquiries relating to sizes outside of the displayed range.

Sizes listed are seat dimensions.



High Profile (HP)

- 4" (10cm) High Cells
- Higher Pressure Disbursement

Mid Profile (MP)

- 3" (8.5) High Cells
- Sensor Ready Cushion

Low Profile (LP)

- 2" (5cm) High Cells
- Greater Stability

L Low Risk M Medium Risk H High Risk V Very High Risk

Dreamline Assist



- Incorporating the signature BUBBLE TECHNOLOGY, the Dreamline ASSIST cushion is a comfortable solution for full time wheelchair users who have good stability and a low risk of skin breakdown
- 4-way stretch water-resistant incontinence cover and a outer breathable moisture wicking cover

- Includes a set of 4 positioning pads for pelvic obliquity
- 15mm high contouring
- 2 year warranty
- Max user weight: 120kg

Width (inches")	Depth (inches")								
	8"	10"	12"	14"	16"	18"	20"	22"	24"
8"	PTC620200	PTC620210	-	-	-	-	-	-	-
10"	-	PTC620220	PTC620230	-	-	-	-	-	-
12"	-	-	PTC620240	PTC620250	-	-	-	-	-
14"	-	-	-	PTC620260	PTC620270	PTC620280	-	-	-
16"	-	-	-	-	PTC620290	PTC620300	PTC620310	-	-
18"	-	-	-	-	PTC620320	PTC620330	PTC620340	-	-
20"	-	-	-	-	-	PTC620350	PTC620360	-	-
22"	-	-	-	-	-	PTC620370	PTC620380	PTC620390	-
24"	-	-	-	-	-	-	PTC620400	PTC620410	PTC620420

NDIS Item Code 05_043303511_0103_1_2

Custom sizes also available on request

Dreamline Support



- The Dreamline SUPPORT cushion has the same design as the ASSIST Cushion but with enhanced contouring for extra weight distribution and support
- 4-way stretch water-resistant incontinence cover and a outer breathable moisture wicking cover

- Includes a set of 4 positioning pads for pelvic obliquity
- 35mm high contouring
- 2 year warranty
- Max user weight: 120kg

Width (inches")	Depth (inches")								
	8"	10"	12"	14"	16"	18"	20"	22"	24"
8"	PTC620500	PTC620510	-	-	-	-	-	-	-
10"	-	PTC620520	PTC620530	-	-	-	-	-	-
12"	-	-	PTC620540	PTC620550	-	-	-	-	-
14"	-	-	-	PTC620560	PTC620570	PTC620580	-	-	-
16"	-	-	-	-	PTC620590	PTC620600	PTC620610	-	-
18"	-	-	-	-	PTC620620	PTC620630	PTC620640	-	-
20"	-	-	-	-	-	PTC620650	PTC620660	-	-
22"	-	-	-	-	-	PTC620670	PTC620680	PTC620690	-
24"	-	-	-	-	-	-	PTC620700	PTC620710	PTC620720

NDIS Item Code 05_043303511_0103_1_2

Custom sizes also available on request

Dreamline Contour



- The Dreamline CONTOUR cushion has the highest contouring of the BUBBLE TECHNOLOGY series, offering excellent weight distribution and stability
- It is a comfortable solution for full time wheelchair users who have reduced stability and low-to-moderate risk of skin breakdown

- Includes a set of 4 positioning pads for pelvic obliquity
- 4-way stretch water-resistant incontinence cover and a outer breathable moisture wicking cover
- 60mm high contouring
- 2 year warranty
- Max user weight: 120kg

Width (inches")	Depth (inches")								
	8"	10"	12"	14"	16"	18"	20"	22"	24"
8"	PTC620800	PTC620810	-	-	-	-	-	-	-
10"	-	PTC620820	PTC620830	-	-	-	-	-	-
12"	-	-	PTC620840	PTC620850	-	-	-	-	-
14"	-	-	-	PTC620860	PTC620870	PTC620880	-	-	-
16"	-	-	-	-	PTC620890	PTC620900	PTC620910	-	-
18"	-	-	-	-	PTC620920	PTC620930	PTC620940	-	-
20"	-	-	-	-	-	PTC620950	PTC620960	-	-
22"	-	-	-	-	-	PTC620970	PTC620980	PTC620990	-
24"	-	-	-	-	-	-	PTC621000	PTC621010	PTC621020

NDIS Item Code 05_043303511_0103_1_2

Custom sizes also available on request

L Low Risk M Medium Risk H High Risk V Very High Risk



H

Dreamline G3

- The Dreamline G3 cushion is a redefined gel cushion with mild contouring, designed for an active user with moderate-to-high pressure management needs
- The G3 Cushion offers the support and benefit of gel without the maintenance and potential risks of a traditional gel cushion
- 4-way stretch water-resistant incontinence cover and a outer breathable moisture wicking cover
- Unique and patented gel cluster packs for maximum skin protection
- Includes a set of 10 BAC pads for pelvic obliquity
- 60mm high contouring with reinforced inserts to bolster the pommel and lateral regions
- 2 year warranty
- Max user weight: 140kg

GEL		Depth (inches")					
Width (inches")	12"	14"	16"	18"	20"	22"	
12"	PTC621300	PTC621310	-	-	-	-	
14"	-	PTC621320	PTC621330	PTC621340	-	-	
16"	-	-	PTC621350	PTC621360	PTC621370	-	
18"	-	-	-	PTC621380	PTC621390	PTC621400	
20"	-	-	-	-	PTC621410	-	

FOAM		Depth (inches")					
Width (inches")	12"	14"	16"	18"	20"	22"	
12"	PTC621100	PTC621110	-	-	-	-	
14"	-	PTC621120	PTC621130	PTC621140	-	-	
16"	-	-	PTC621150	PTC621160	PTC621170	-	
18"	-	-	-	PTC621180	PTC621190	PTC621200	
20"	-	-	-	-	PTC621210	-	

Custom sizes also available on request

NDIS Item Code 05_043303511_0103_1_2



V

Dreamline STX

- The Dreamline STX cushion is a fully adjustable cushion with full height contouring, designed for inactive users who have asymmetrical positioning requirements and high pressure management needs
- The STX Cushion provides the end user the highest amount of adjustability without compromise
- A closed cell foam base for maximum stability with adjustable components
- Includes a set of 10 BAC pads for pelvic obliquity
- 4-way stretch water-resistant incontinence cover and a outer breathable moisture wicking cover
- 80mm high contouring
- Adjustable foam / gel cluster packs
- 2 year warranty
- Max user weight: 140kg

GEL		Depth (inches")					
Width (inches")	12"	14"	16"	18"	20"	22"	
12"	PTC621700	PTC621710	-	-	-	-	
14"	-	PTC621720	PTC621730	PTC621740	-	-	
16"	-	-	PTC621750	PTC621760	PTC621770	-	
18"	-	-	-	PTC621780	PTC621790	PTC621800	
20"	-	-	-	-	PTC621810	-	

GEL		Depth (inches")					
Width (inches")	12"	14"	16"	18"	20"	22"	
12"	PTC621500	PTC621510	-	-	-	-	
14"	-	PTC621520	PTC621530	PTC621540	-	-	
16"	-	-	PTC621550	PTC621560	PTC621570	-	
18"	-	-	-	PTC621580	PTC621590	PTC621600	
20"	-	-	-	-	PTC621610	-	

Custom sizes also available on request

NDIS Item Code 05_043303511_0103_1_2



Dreamline Range Accessories

	Description
1	Cushion Gel Wrap
2	Incontinence cover
3	Extra Positioning Pads
4	STX Laterals
5	STX Pre-ischial Shelf
6	STX Pre-ischial Wedge
7	STX Gel Cluster Pack
8	STX Pommel Left/Right
9	STX Lateral Segments 2"/3"/4"
10	STX High Wedge
11	STX Outer Cover
12	STX BAC Pads



L Low Risk M Medium Risk H High Risk V Very High Risk

Custom sizes also available on request

Sunrise Medical - Jay Cushions Overview



FS Forward Stability LS Lateral Stability P Pressure Management



SPECIFIC APPLICATIONS: JAY DUO – Ideal for foot propulsion ; JAY CARE – Can accommodate a fixed posterior pelvic tilt ; J2 PLUS – 295kg weight capacity ; JAY ZIP / JAY GS – Paeds



L

Note: For sizes outside of the codes displayed, please contact your Aidacare Complex Rehab. consultant.

JAY - Basic

- Designed for the client who has symmetrical postures needing minimal postural support
- Durable pre-contoured foam provides lateral stability; encourages orthopaedic alignment; and helps redistribute pressure to increase sitting tolerance
- Most suitable for clients with low risk of skin breakdown
- 2.5" cushion height
- 113kg SWL


All models include

- Incontinence resistance cover
- 1 Year Warranty (6 Months on Cover)

JAY - Basic		Depth (inches")					
Width (inches")	14"	15"	16"	17"	18"	20"	22"
16"	PTC567600*	PTC568400*	PTC567400*	PTC568450*	-	PTC567650	-
18"	-	-	PTC567500*	-	PTC566900*	PTC567700*	PTC567750
20"	-	-	-	-	-	-	PTC566950*

NDIS Item Code 05_043303511_0103_1_2

DVA AE04



L

Note: For sizes outside of the codes displayed, please contact your Aidacare Complex Rehab. consultant.

JAY - Soft Combi

- Designed for the client who has symmetrical postures needing minimal to moderate postural support
- Pre-contoured foam base features a deeper leg trough and increased medial thigh support
- Provides mild lateral stability as well as mild to moderate forward/rearward stability
- Provides trochanteric support to distribute pressure away from the ischials
- Most suitable for clients with low risk of skin breakdown
- 3" cushion height
- 113kg SWL

Soft Combi (JB)

- Softer foam
- Higher pressure disbursement

With Lumbar Support

- Optional extra or as a kit

All models include

- Incontinence cover
- 5 Years Warranty (6 Months on Cover)

JAY - Soft Combi		Depth (inches")		
Width (inches")	16"	18"	20"	
16"	PTC573000	-	-	
18"	-	PTC564500	PTC572800	

NDIS Item Code 05_043303511_0103_1_2

L Low Risk M Medium Risk H High Risk V Very High Risk



JAY - Care

- Most suitable for the sacral sitter, the Jay Care is designed for the client who has symmetrical posture needing moderate postural support
- The pre-contoured foam base provides a longer seat well to accommodate fixed "sacral sitting" where the ischials are positioned forward. Contours also provide moderate lateral and forward/rearward stability
- The reinforced curved bottom counteracts the negative effects associated with sling upholstery providing a level sitting surface
- The fluid-filled 'Tripad' incorporates left/right/rear sections to maintain the fluid under at-risk bony areas
- The fluid-filled 'Tripad' incorporates left/right/rear sections to maintain the fluid under at-risk bony areas
- Most suitable for the client at moderate risk of skin breakdown where independent weight shift is possible
- 2.5" Cushion height

- 1 Washable stretch cover
- 2 JAY fluid 'Tripad' over foam base



All models include

- Washable Stretch Cover
- Incontinence Resist Inner Casing



6 MONTH WARRANTY
On Cover

2 YEAR WARRANTY

Width (inches")	Depth (inches")		
	16"	18"	20"
15.5"	PTC568000*	PTC567800	-
17.5"	PTC568100*	PTC567900*	PTC568200*

NDIS Item Code 05_043303511_0103_1_2 * DVA AE04



Jay - Ion

- A comfortable skin protection and positioning wheelchair cushion composed of a multi-layered foam base, moisture resistant inner cover, and an anti-microbial outer cover.
- Dual-layered foam base with varying firmness
- Visco memory foam top layer
- Innovative, dual-cover system

Note: For sizes outside of the codes displayed, please contact your Aidacare Complex Rehab consultant.

All models include

- Dual Cover System

6 MONTH WARRANTY
On Cover

2 YEAR WARRANTY

Width (inches")	Depth (inches")						
	14"	15"	16"	17"	18"	20"	22"
14"	PTC573468	-	-	-	-	-	-
16"	PTC573469	PTC573459	PTC573460	PTC573475	PTC573461	PTC573464	-
17"	-	-	-	PTC573467	PTC573474	PTC573470	-
18"	-	-	PTC573463	-	PTC573462	PTC573465	-
20"	-	-	-	-	-	PTC573466	PTC573473

NDIS Item Code 05_043303511_0103_1_2



JAY - Lite

- An ideal off-the-shelf complement to ultra lightweight wheelchairs
- Constructed with lightweight 3DX Microclimatic spacer fabric and Airflow base to provide excellent microclimatic heat and moisture dissipation
- OptiWell pelvic loading area helps to achieve high levels of pressure distribution & stability in an extremely lightweight cushion
- 2.25" Cushion height
- Available with positioning inserts for those with postural needs
- Available in sizes 14x14" to 24x24". Common sizes are shown below

Note: For sizes outside of the codes displayed, please contact your Aidacare Complex Rehab consultant.

Also available in scripted positioning options



All models include

- Micro-Climatic Cover



6 MONTH WARRANTY
On Cover

1 YEAR WARRANTY

Width (inches")	Depth (inches")							
	14"	15"	16"	17"	18"	19"	20"	22"
14"	PTC571902	-	-	-	-	-	-	-
15"	-	PTC571906*	-	-	-	-	-	-
16"	PTC571901	PTC571970	PTC571911*	-	PTC585157	-	-	-
17"	-	-	PTC585140*	PTC585149*	PTC585153*	PTC585165	-	-
18"	-	PTC571972	PTC571913*	PTC585156*	PTC585155*	-	PTC571925*	PTC571950*
20"	-	-	-	-	-	PTC585170	-	-

NDIS Item Code 05_043303511_0103_1_2 * DVA AE04



JAY - Duo

The JAY® Duo™ features an integrated, contoured solid seat pan with a soft foam and fluid seat cushion. The Duo provides optimal comfort and skin protection perfect for clients that need low seat heights for foot propulsion or safe transfers.

- For clients who have symmetrical posture needing mild to moderate physical support
- Lightweight aluminium pre-contoured solid base attaches to chair rails replacing the sling seat upholstery
- Aluminium base in combination with a soft foam & fluid cushion provides an anatomically correct, stable base of support that promotes postural stability
- Pre-contoured foam base of the Jay Duo provides stability and support that promotes foot propelling or independent transfers
- The 'Jay Flow' fluid pad reduces the effects of shearing on the ischial tuberosities
- Most suitable for the client at moderate risk of skin breakdown who can ideally perform independent weight-shift

- 1 Lightweight Aluminium Base
- 2 Soft foam pre-contoured cushion
- 3 'Jay Flow' fluid pad
- 4 2-way stretch washable cover

All models include

- 2 Way Stretch Cover

6 MONTH WARRANTY
On Cover

2 YEAR WARRANTY

Width (inches")	Depth (inches")			
	16"	17"	18"	20"
16"	PTC569200	-	PTC569000	-
18"	PTC569300	PTC569500	PTC569100	PTC569400

NDIS Item Code 05_043303511_0103_1_2 * DVA AE04

Note: For sizes outside of the codes displayed, please contact your Aidacare Complex Rehab consultant.





Jay - X2

- Lightweight, maintenance-free, fluid cushion
- A reduced profile that is designed to provide stability and pressure relief to active clients
- A notch at the rear of the cushion reduces pressure over the coccyx bone
- Removable, lateral thigh supports provide additional positioning (optional)
- An innovative dual cover system for convenience and protection
- 2.25" Cushion height



All models include

- 2 Way Stretch Cover

6 MONTH WARRANTY
On Cover

2 YEAR WARRANTY



Width (inches")	Depth (inches")		
	16"	17"	18"
16"	PTC561270	-	-
17"	-	PTC561274	-
18"	PTC561271	-	PTC561272

NDIS Item Code 05_043303511_0103_1_2

M

Note: For sizes outside of the codes displayed, please contact your Aidacare Complex Rehab consultant.



Jay - Union

- A versatile, comfortable, skin protection and positioning cushion composed of a dynamic fluid and foam layering system, moisture resistant inner cover, and an anti-microbial outer cover.
- Stable foam base & dual layer Visco foam in varying densities create the ideal combination of softness, support and pressure relief
- 'Jay Flow' fluid insert beneath foam fits to each user's unique pelvic contour
- Contoured base and lateral wedges promote lateral stability
- Pelvic Loading Area provides anterior/posterior stability



All models include

- Dual Cover System

6 MONTH WARRANTY
On Cover

2 YEAR WARRANTY

Width (inches")	Depth (inches")			
	14"	16"	17"	19"
14"	PTC573420	-	-	-
16"	-	PTC573417	-	-
17"	-	PTC573432	PTC573419	-
19"	-	-	-	PTC573430

Width (inches")	Profile	Depth (inches")					
		16"	17"	18"	19"	20"	22"
16"	HP	PTC573423	-	PTC573422	-	-	-
	LP	PTC573405	-	-	-	-	-
17"	HP	PTC573433	-	-	PTC573421	PTC573424	-
18"	HP	PTC573429	PTC573425	PTC573426	-	PTC573418	-
24"	HP	-	-	-	-	-	PTC573427

NDIS Item Code 05_043303511_0103_1_2

M

Note: For sizes outside of the codes displayed, please contact your Aidacare Complex Rehab consultant.



JAY - Easy (Fluid & Visco)

- An economical cushion with design characteristics from the Jay Xtreme and Jay Care cushions
- For individuals who require moderate positioning and pressure relief, it can be used with either a seat sling or a solid base
- The pre-contoured foam base features significant lateral and medial thigh contours
- Optional Curved base (for use on a seat sling) or a Flat base (for use on a solid seat pan or in combination with a solid insert)
- The rear of the cushion base features a sacral notch similar to the one in the Jay Xtreme base
- 'Jay Flow' Fluid Tripad provides pressure relief and shear reduction



All models include

- 2 Way Stretch Cover

6 MONTH WARRANTY
On Cover

2 YEAR WARRANTY

Width (inches")	Depth (inches")		
	10"	12"	14"
10"	PTC573403	-	-
12"	-	PTC573401	-
14"	PTC573404	-	PTC573402

Width (inches")	Depth (inches")				
	14"	15"	16"	17"	20"
14"	PTC580002	-	-	-	-
15"	-	PTC580100*	-	-	-
16"	PTC580005*	-	PTC580300*	-	-
17"	-	-	-	PTC580350*	-
20"	-	-	-	-	PTC580660

Width (inches")	Depth (inches")					
	14"	15"	16"	18"	19"	20"
15"	-	PTC580050*	-	-	-	-
16"	PTC580004*	-	PTC580200*	PTC580500*	PTC580640	-
18"	-	-	PTC580400*	PTC580600*	-	-
20"	-	-	-	-	-	PTC580650

NDIS Item Code 05_043303511_0103_1_2

* DVA AE04

M

- 1 Soft foam pre-contoured base
- 2 'Jay Flow' fluid tripad
- 3 JAY AirExchange cover

Note: For sizes outside of the codes displayed, please contact your Aidacare Complex Rehab consultant.



JAY - J2

- Designed for the client who has moderate to more aggressive postural needs that may change over time
- Pre-contoured, closed-cell, lightweight, foam base provides excellent lateral and forward/rearward stability creating a foundation for postural stability
- Base fluid pad can be modified/customised on site to accommodate fixed postures or to correct flexible postures. Modifications can support changing needs over time
- Optional solid seat inserts provide extra postural stability
- Postural accessories such as medial and lateral thigh supports, lateral pelvic supports and pelvic obliquity supports can be added
- 'Jay Flow' Fluid Tripad provides pressure relief and shear reduction Tripad design assists in maintaining fluid under the at-risk bony areas
- Most suitable for the client who is at higher risk of skin breakdown and who has poor skin integrity
- Ballistic Stretch & Incontinence cover also available



All models include

- Air Exchange Cover

6 MONTH WARRANTY
On Cover

2 YEAR WARRANTY

Width (inches")	Depth (inches")					
	14"	16"	17"	18"	20"	24"
16"	PTC563400	PTC562500	-	PTC561100	PTC563700	-
17"	-	-	PTC563800	-	-	-
18"	-	PTC562700	-	PTC561300	PTC564100	-
20"	-	PTC563000	-	PTC562100	PTC561900	PTC562400

Width (inches")	Depth (inches")			
	14"	15.5"	17"	18"
16"	PTC563500	PTC562600	-	PTC561200
17"	-	-	PTC564000	-
18"	-	PTC562900	-	PTC561800
20"	-	PTC563300	-	PTC562300

NDIS Item Code 05_043303511_0103_1_2

DVA AE04


V

Note: The J2 series of cushions are customisable to suit the specific needs of your client. For sizes outside of the codes displayed and enquiries relating to customisations, please contact your Aidacare Complex Rehab consultant.

- 1 Closed-cell ultra-lightweight base
- 2 'Jay Flow' fluid Tripad
- 3 Optional incontinence cover

L Low Risk M Medium Risk H High Risk V Very High Risk

L Low Risk M Medium Risk H High Risk V Very High Risk



JAY - J2 Deep Contour (DC)



- The J2-DC takes the J2 to a higher level of pressure and postural management
- Cushion depth is increased in the DC from 3" to 4"
- Pelvic contour depth increases from 2.5" to 3"
- An optional solid drop-seat (shown - bottom) can be permanently attached to promote a level platform
- '3D Jay Flow' fluid Tripad provides 3" deep-immersion pressure and postural management
- The J2 DC is most suitable for the client who is at the highest level of risk for skin breakdown or who has very poor skin integrity
- Ballistic Stretch & Incontinence cover also available

All models include

- Air Exchange Cover
- Solid seat insert (optional)
- Closed-cell ultra-lightweight base
- Leg Trough modification for hip ROM.
- '3D Jay Flow' fluid Tripad
- Optional incontinence cover

Width (inches")	Depth (inches")							
	14"	15"	16"	17"	18"	20"	22"	24"
14"	PTC565300*	-	-	-	-	-	-	-
15"	-	PTC565700*	-	PTC566300*	-	-	-	-
16"	PTC565400*	-	PTC566000*	-	PTC566600*	PTC565150	-	-
17"	-	PTC565800*	-	PTC566400*	-	-	-	-
18"	-	-	PTC566100*	-	PTC566700*	PTC565000	PTC565200	PTC566701
20"	-	-	PTC565900*	-	PTC566500*	PTC564900	-	-

Note: The J2 Deep Contour series of cushions are customisable to suit the specific needs of your client. For sizes outside of the codes displayed and enquiries relating to customisations, please contact your Aidacare Complex Rehab Consultant.

6 MONTH WARRANTY
On Cover

2 YEAR WARRANTY

With Incontinence Cover		Depth (inches")		
Width (inches")	14"	16"	20"	
16"	PTC565600*	-	PTC565156	
18"	-	PTC566200*	PTC565100	

NDIS Item Code 05_043303511_0103_1_2 * DVA AE04



Jay - Fusion



- Multi-Layered, Contoured Foam Base
- Pelvic Loading Area Determined by Common Skeletal Measurements
- Available with Jay Flow Fluid or ROHO Dry Floatation Air Inserts
- Innovative, Dual-Cover System
- JAY Fluid® with Cryo™ Technology
A patent-pending, revolutionary wheelchair cushion material that actively cools a patient's seated skin surface for up to 8 hours* while evenly distributing pressure, reducing shear, and lowering the risk of moisture.

Width (inches")	Depth (inches")						
	14"	16"	17"	18"	19"	20"	22"
16"	PTC571207	PTC571204*	PTC571215*	-	-	-	-
17"	-	PTC571251	-	-	PTC571250	-	-
18"	-	PTC571206	PTC571214	-	PTC571216*	PTC571230*	PTC571240*
19"	-	-	-	-	-	PTC571231*	-
20"	-	-	PTC571246*	PTC571247	PTC571249	-	-
21"	-	-	-	PTC571252	-	-	-
22"	-	-	-	-	-	-	PTC571245*

Air Dual		Depth (inches")				Fluid Insert		Depth (inches")		
Width (inches")	16"	17"	18"	19"	Width (inches")	18"	20"	22"		
16"	PTC571201*	-	-	-	16"	PTC571208*	-	-		
17"	-	PTC571203*	-	-	18"	PTC571210*	PTC573428	-		
18"	-	-	PTC571202*	PTC571212	20"	-	PTC571209	PTC571211		

RP	Depth (inches")	Mod to LP	Depth (inches")	Cryo Fluid Insert	Depth (inches")
Width (inches")	16"	Width (inches")	17"	Width (inches")	17"
16"	PTC571220	17"	PTC571213	17"	PTC571218
				18"	-
				18"	PTC571219

NDIS Item Code 05_043303511_0103_1_2 * DVA AE04

H Fusion with CRYO(R) Fluid Technology

Note: For sizes outside of the codes displayed, please contact your Aidacare Complex Rehab consultant.

6 MONTH WARRANTY
On Cover

2 YEAR WARRANTY

L Low Risk M Medium Risk H High Risk V Very High Risk



JAY - J2 Plus (Bariatric)



- Offers the bariatric client all the clinical benefits of the Jay J2 Cushion
- Multiple insert selections: Allow therapists to customize the Jay J2 Plus Cushion. For patients who are at low risk for skin breakdown, both standard and custom foam packages are available. These packages feature layers of Visco foam that stack into the seat-well. For patients at high risk, fluid pad inserts are available
- Cover Choices: Tritex Air-Exchange cover which promotes cool-air movement or an incontinent-resistant low-shear cover that combines the benefits of incontinent resistance and low shear
- Urethane overlay cover: Protection from incontinence is an important feature in a bariatric cushion. The Jay J2 Plus Cushion offers a removable urethane overlay cover to further protect the cushion
- Anterior tilted base: Most bariatric patients have a problem with slumping forward. This is caused by the downward pull of their stomachs. By providing a slight anterior tilt to the cushion base, the hip angle is opened up enabling patients to sit more upright
- 3" cushion height

- Closed-cell foam base with anterior tilt
- 13" Seat Well structure
- Optional: Seat well inserts (gel or foam)
- Urethane overlay cover
- JAY Tritex AirExchange or Incontinence cover (optional)

Note: The J2 Plus (Bariatric) series of cushions are customisable to suit the specific needs of your client. For sizes outside of the codes displayed and enquiries relating to customisations, please contact your Aidacare Complex Rehab consultant.

Width (inches")	Depth (inches")			
	20"	21"	22"	24"
18"	PTC567000*	-	PTC567100*	PTC567300*
19"	-	PTC567050*	PTC567150	-
20"	PTC567002	PTC567075	PTC567200*	-
22"	PTC567004	-	PTC567250*	-

NDIS Item Code 05_043303511_0103_1_2 * DVA AE04

S.W.L
295KG

6 MONTH WARRANTY
On Cover

2 YEAR WARRANTY

Cushions & Supports



Jay - Zip (Paediatric)



- Dual layered contoured foam base
- Reticulated foam in the outer cover promotes air movement
- Soft and stretchable outer cover (available with coloured outer cover side bands - option)
- 2.75" cushion height

All models include

- 2 Way Stretch Cover

Width (inches")	Depth (inches")				
	10"	12"	12"	14"	15"
10"	PTC585184	-	-	-	-
12"	-	PTC585193	-	-	-
14"	-	-	-	PTC585192	-
15"	-	-	-	-	PTC585191
16"	-	PTC585185	-	PTC585190	-


NDIS Item Code 05_043303511_0103_1_2

6 MONTH WARRANTY
On Cover

2 YEAR WARRANTY

Note: For sizes outside of the codes displayed, please contact your Aidacare Complex Rehab consultant.

L Low Risk M Medium Risk H High Risk V Very High Risk



JAY - GS (Paediatric)



- The Jay GS utilises technology developed for the Jay J2 cushion and adapts it to the specific needs of children
- The Jay GS design incorporates the technologies of the 'Jay Flow' fluid, and includes growth capabilities to allow the cushion to grow with the child
- This is the ideal cushion for the paediatric or adult client with high positioning needs who is a moderate to high risk for skin breakdown
- A variety of optional supports can position and maintain optimal pelvic and lower extremity posture
- Standard fluid pad provides shear reduction and improved pressure distribution for users at moderate risk
- 3" cushion height

All models include

- Stretch Cover



6 MONTH WARRANTY
On Cover

2 YEAR WARRANTY

Width (inches")	Depth (inches")		
	10"	16"	18"
13"	PTC558800	-	-
19"	-	PTC558500	-
20"	-	-	PTC558300

Width (inches")	Depth (inches")		
	12"	14"	16"
15"	PTC558900	-	-
17"	-	PTC558600	-
19"	-	-	PTC558400

NDIS Item Code 05_043303511_0103_1_2



- Solid seat insert (optional)
- Polyethylene foam base with "anti-thrust"
- Optional: Seat well reducers & abductor
- 'Jay Flow' fluid pad w/ abductor option
- 'Jay Flow' fluid pad w/o abductor option
- Jay stretch cover



JAY - J3



The Jay-J3 cushions are highly customisable to suit your client's needs.

Customisations cover 6 spectrums: (1) Cushion height; (2) Cushion width & depth; (3) PLA size (Pelvic Loading Area); (4) PLA insert choice (4 options); (5) Cover Options (3 options); (6) Positioning components.

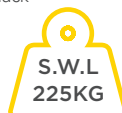
We strongly recommend that you consult with your Aidacare Complex Rehab team member for any inquiries relating to these cushions. Refer: Complex Rehab overview on pg 11)

- This features outstanding pressure distribution, comfort, heat/moisture dissipation, and optimal stability
- With 230kg weight capacity the J3 is also a bariatric option.
- Pelvic loading area (PLA): Optimally shaped and sized to evenly distribute pressure under the pelvis. Available in 3 sizes, the PLA can be selected and sized to fit the user's pelvis regardless of the overall cushion width
- The PLA insert is available in four options: (1) Factory Filled JAY Flow™ fluid; (2) Field Variable JAY Flow fluid; (3) Air Single Valve Bladder Technology; and, (4) Air Dual Valve Bladder Technology. These four inserts provide two important benefits: hydrostatic loading (even distribution of load) and adjustability (in-field adjustment or custom factory adjustment) to ensure the best possible immersion, pressure distribution, and stability
- The J3 cushion features three cover options: (1) Stretch; (2) Microclimatic; or (3) Incontinent-resistant. All 3 covers are designed to minimise shear risks; provide comfort; and wick away heat and moisture
- The J3 is available with a wide range of positioning options to help the user maintain appropriate postural stability. Optional lateral and medial thigh supports as well as lateral pelvic supports are affixed securely to the cushion base

Code	Description
PTC536100	JAY J3 - Variable inserts (As per script)

NDIS Item Code 05_043303511_0103_1_2

DVA AE04



2 YEAR WARRANTY

L Low Risk **M** Medium Risk **H** High Risk **V** Very High Risk



Solution Skin Protection

- Lateral and pre-ischial shelf contoured, high-density molded foam base
- Twin-cell, aqueous gel insert under at risk bony areas
- CoolCore® technology cover standard.
- Urethane liner for incontinence
- Cushion height is 3"

Width (inches")	Depth (inches")								
	10"	12"	14"	16"	17"	18"	19"	20"	22"
10"	PTC598501	PTC622110	PTC622140	-	-	-	-	-	-
12"	PTC622120	PTC622130	PTC622135	-	-	-	-	-	-
14"	-	PTC622140	PTC622150	PTC598601	-	PTC622170	-	-	-
16"	-	-	-	PTC598701	PTC622190	PTC598801	PTC622210	PTC598851	-
17"	-	-	-	PTC622230	PTC622240	PTC622250	PTC622260	PTC622270	-
18"	-	-	-	PTC599001	-	PTC599101	PTC622300	PTC599201	PTC622320
19"	-	-	-	-	-	PTC622330	PTC622340	PTC622350	-
20"	-	-	-	PTC598901	-	PTC599401	PTC622380	PTC599501	PTC622400
22"	-	-	-	-	-	PTC599601	-	PTC622420	PTC622430
24"	-	-	-	-	-	-	-	PTC599621	PTC622450

NDIS Item Code 05_043303511_0103_1_2



Tru-Comfort 2 Skin Protection

- Deep contoured, high-density molded foam base
- CoolCore® Technology cover standard.
- Easy pull rubber loop zipper handles
- Convenient side pouches
- Cushion height is 4.5"

Width (inches")	Depth (inches")							
	14"	16"	17"	18"	19"	20"	22"	24"
16"	PTC623500	PTC623510	PTC623515	PTC623520	PTC623525	PTC623530	-	-
17"	-	-	PTC623532	PTC623534	PTC623536	PTC623538	-	-
18"	-	PTC623540	-	PTC623550	PTC623555	PTC623560	PTC623570	-
19"	-	-	-	PTC623572	PTC623574	PTC623576	-	-
20"	-	PTC623580	-	PTC623590	PTC623595	PTC623600	PTC623610	PTC623620
22"	-	-	-	PTC623630	-	PTC623640	PTC623650	PTC623660

NDIS Item Code 05_043303511_0103_1_2



L Low Risk **M** Medium Risk **H** High Risk **V** Very High Risk



Spectrum Skin Protection

- Lateral and pre-ischial shelf contoured, high-density molded foam base
- CoolCore® technology cover standard
- Cushion height is 3"
- Foam: Multi-layer, viscoelastic foam insert under at risk bony areas
- Gel SWL 226kg, Foam SWL 295kg



GEL

Width (inches")	Depth (inches")								
	15"	16"	17"	18"	19"	20"	21"	22"	24"
14"	-	-	-	PTC623100	-	-	-	-	-
16"	PTC623105	PTC599801	PTC623115	PTC599901	PTC623130	PTC600001	-	-	-
17"	-	PTC623150*	PTC623160	PTC623170	PTC623180*	PTC623190*	-	-	-
18"	-	PTC600101	PTC623210	PTC600201	PTC623215	PTC600251	PTC623225	PTC623240*	PTC623250*
19"	-	PTC623235	PTC623260	PTC623270	PTC623280	PTC623290	-	-	-
20"	-	PTC623300*	-	PTC623310	PTC623320	PTC623330*	-	PTC600301	-
22"	-	-	-	-	-	-	-	PTC623400*	PTC623410*
24"	-	PTC623420	-	PTC623430	PTC623255	PTC623440*	PTC623455	PTC623450*	PTC623460*

FOAM


Width (inches")	Depth (inches")									
	16"	17"	18"	19"	20"	21"	22"	24"	26"	28"
16"	PTC622500*	PTC622505	PTC622510	PTC622515	PTC622520*	-	-	-	-	-
17"	PTC622525	PTC622530*	PTC622540	PTC622550*	PTC622555	-	-	-	-	-
18"	PTC622560	PTC622565	PTC622570	PTC622575	PTC622580*	PTC622585	PTC622590*	PTC622592	-	-
19"	PTC622594	PTC622600*	PTC622605	PTC622610*	PTC622615	-	-	-	-	-
20"	PTC622620*	-	PTC601001	PTC622635	PTC622640*	PTC622645	PTC622650*	PTC622660*	-	-
22"	-	-	PTC622670	PTC622675	PTC622680*	-	PTC622690*	PTC622700*	-	-
24"	PTC622710*	-	PTC622720*	PTC622730*	-	PTC622735	PTC622740	PTC622750*	PTC622755	-
26"	-	-	PTC622760*	-	PTC622770*	-	PTC622780	PTC622790*	-	-
28"	-	-	PTC622800*	-	PTC622810*	-	PTC622820	PTC622830*	-	PTC622840*
30"	-	-	PTC622850*	-	PTC622860*	-	PTC622870	PTC622880*	-	PTC622890*
32"	-	-	-	-	-	-	-	-	PTC622900*	PTC622910*

* NDIS Item Code 05_043303511_0103_1_2



Simplicity General Use

- Contoured, high-density molded foam base
- Coccyx and sacral relief
- Moisture resistant and easy to clean Stealth-Tek incontinence cover



Width (inches")	Depth (inches")		
	16"	18"	20"
16"	PTC601101	PTC623710	PTC623740
18"	PTC601201	PTC601301	-
20"	PTC623750	PTC601401	PTC623770
22"	-	-	PTC623780
24"	-	PTC623790	-

NDIS Item Code 05_043303511_0103_1_2

1 Simplicity with Cover

2 Foam Base

H

L Low Risk M Medium Risk H High Risk V Very High Risk



Premiere Protection


- Lateral and pre-ischial shelf contoured, high density specially formulated molded foam base
- Built-in positioning platform for off loading
- Standard Visco topper (exclusive FRG SunMate) for added comfort
- FRG SunMate is an all natural flame retardant material
- Coccyx and sacral relief
- CoolCore® technology cover standard
- Optional
 - Urethane liner
 - Mesh outer cover
 - 4-Way Stretch Poly liner
 - ABS or ACM Solid Seat Insert



H

Width (inches")	Depth (inches")			
	16"	18"	20"	22"
16"	PTC625500	PTC625510	PTC625520	-
18"	PTC625530	PTC625540	PTC625550	-
20"	PTC625560	PTC625570	PTC625580	-
22"	PTC625590	-	PTC625600	PTC625610

NDIS Item Code 05_043303511_0103_1_2



Glacial Skin Protection

- Contoured, high-density molded foam base
- Soft gel top layer for skin protection
- Coccyx and sacral relief
- CoolCore® technology cover standard



H

Width (inches")	Depth (inches")												
	10"	12"	14"	15"	16"	17"	18"	19"	20"	21"	22"	23"	24"
10"	PTC625000	PTC625010	PTC625020	-	-	-	-	-	-	-	-	-	-
12"	PTC625030	PTC625040	PTC625050	-	-	-	-	-	-	-	-	-	-
14"	PTC625060	PTC625070	PTC625080	-	PTC625090	-	-	-	-	-	-	-	-
15"	-	-	-	PTC625100	PTC625110	PTC625120	-	-	-	-	-	-	-
16"	-	-	-	-	PTC625130	-	PTC625140	-	PTC625150	-	-	-	-
17"	-	-	-	-	-	PTC625160	PTC625170	PTC625180	PTC625190	-	-	-	-
18"	-	-	-	-	PTC625200	-	PTC625210	-	PTC625220	-	PTC625230	-	-
19"	-	-	-	-	-	PTC625240	PTC625250	PTC625260	PTC625270	-	-	-	-
20"	-	-	-	-	PTC625280	-	PTC625290	-	PTC625300	-	PTC625310	-	-
21"	-	-	-	-	-	-	-	-	PTC625320	PTC625330	PTC625340	-	-
22"	-	-	-	-	PTC625350	-	PTC625360	-	PTC625370	-	PTC625380	-	PTC625390
24"	-	-	-	-	-	-	-	PTC625390	PTC625410	PTC625420	PTC625430	PTC625440	PTC625450

NDIS Item Code 05_043303511_0103_1_2

L Low Risk M Medium Risk H High Risk V Very High Risk



Zen Skin Protection

- Slightly Contoured, high-density molded foam base
- Standard Visco topper (exclusive FRG SunMate) for added comfort
- FRG Comfort foam topper for skin protection
- FRG SunMate is an all natural flame retardant material
- Coccyx and sacral relief



H

Width (inches")	Depth (inches")												
	10"	12"	14"	15"	16"	17"	18"	19"	20"	21"	22"	23"	24"
10"	PTC625700	PTC625710	PTC625720	-	-	-	-	-	-	-	-	-	-
12"	PTC625730	PTC625740	PTC625750	-	-	-	-	-	-	-	-	-	-
14"	PTC625760	PTC625770	PTC625780	-	-	-	-	-	-	-	-	-	-
15"	-	-	-	PTC625800	PTC625810	PTC625820	-	-	-	-	-	-	-
16"	-	-	-	-	PTC625830	-	PTC625840	-	PTC625850	-	-	-	-
17"	-	-	-	-	-	PTC625860	PTC625870	PTC625880	PTC625890	-	-	-	-
18"	-	-	-	-	PTC625900	-	PTC625910	-	PTC625920	-	PTC625930	-	-
19"	-	-	-	-	-	PTC625940	PTC625950	PTC625960	PTC625970	-	-	-	-
20"	-	-	-	-	PTC625980	-	PTC625990	-	PTC626000	-	PTC626010	-	-
21"	-	-	-	-	-	-	-	PTC626020	PTC626030	PTC626040	-	-	-
22"	-	-	-	-	PTC626050	-	PTC626060	-	PTC626070	-	PTC626080	PTC626150	PTC626090
24"	-	-	-	-	-	-	PTC626100	PTC626110	PTC626120	PTC626130	PTC626140	-	PTC626160

NDIS Item Code 05_043303511_0103_1_2



Essence Skin Protection + Plus

- Lateral and pre-ischial shelf contoured, high density molded foam base
- Coccyx and sacral relief
- Adjustable contour wedge package provides better positioning customization for the pelvic region
- CoolCore® technology cover standard
- Solid Seat insert included
- Optional
 - 4-Way Stretch Poly liner
 - Mesh outer cover
 - Special Order configurations



H

Essence					
Width (inches")	Depth (inches")				
	16"	18"	20"	22"	24"
16"	PTC626400	PTC626440	-	-	-
18"	PTC626480	PTC626520	PTC626560	-	-
20"	-	PTC626600	PTC626640	-	-
22"	-	PTC626680	-	PTC626720	PTC626760

Essence with S WEDGE					
Width (inches")	Depth (inches")				
	16"	18"	20"	22"	24"
16"	PTC626410	PTC626450	-	-	-
18"	PTC626490	PTC626530	PTC626570	-	-
20"	-	PTC626610	PTC626650	-	-
22"	-	-	PTC626690	PTC626730	PTC626770

Essence with M WEDGE					
Width (inches")	Depth (inches")				
	16"	18"	20"	22"	24"
16"	PTC626420	PTC626460	-	-	-
18"	PTC626500	PTC626540	PTC626580	-	-
20"	-	PTC626620	PTC626660	-	-
22"	-	-	PTC626700	PTC626740	PTC626780

Essence with L WEDGE					
Width (inches")	Depth (inches")				
	16"	18"	20"	22"	24"
16"	PTC626430	PTC626470	-	-	-
18"	PTC626510	PTC626550	PTC626590	-	-
20"	-	PTC626630	PTC626670	-	-
22"	-	-	PTC626710	PTC626750	PTC626790

Essence Plus			
Width (inches")	Depth (inches")		
	16"	18"	20"
16"	PTC626200	PTC626220	-
18"	PTC626240	PTC626260	PTC626280
20"	-	PTC626300	PTC626320

Essence Plus with L WEDGE			
Width (inches")	Depth (inches")		
	16"	18"	20"
16"	PTC626210	PTC626230	-
18"	PTC626250	PTC626270	PTC626290
20"	-	PTC626310	PTC626330

L Low Risk M Medium Risk H High Risk V Very High Risk



EquaGel - General

- Gel cushion for anyone in need of a low-profile comfortable cushion
- 12 degrees cooler than inflatable cushions which creates a more comfortable seating solution for patients
- 1.75" tall EquaGel in two stages, Gel cushion absorbs vibrations
- Comes with a fluid resistant, vapour permeable cover
- 1 Year Warranty



M

Note: For sizes outside of the codes displayed, please contact your Aidacare Complex Rehab. consultant.

Width (inches")	Depth (inches")		
	16"	18"	20"
16"	PTC551043	PTC551045	PTC551047
18"	PTC551049	PTC551051	PTC551053
20"	PTC551055	PTC551057	PTC551059
22"	PTC551061	PTC551063	PTC551065

NDIS Item Code 05_043303511_0103_1_2

DVA AE04



EquaGel - Protector

- Gel cushion for anyone in need of a low-profile advanced comfortable cushion
- Comes with a fluid resistant, vapour permeable cover
- 12 degrees cooler than inflatable cushions which creates a more comfortable seating solution for patients
- Gel cushion absorbs vibrations
- 2.5" tall EquaGel in two stages
- 1 Year Warranty




M

Note: For sizes outside of the codes displayed, please contact your Aidacare Complex Rehab. consultant.

Width (inches")	Depth (inches")	
	16"	18"
16"	PTC551093	PTC551095
18"	PTC551096	PTC551097
20"	PTC551099	PTC551101
22"	PTC551103	PTC551105

NDIS Item Code 05_043303511_0103_1_2

DVA AE04



EquaGel - Adjustable

- Gel cushion for anyone in need of a low-profile customisable comfortable cushion
- Comes with a fluid resistant, vapour permeable cover
- 12 degrees cooler than inflatable cushions which creates a more comfortable seating solution for patients
- Gel cushion absorbs vibrations
- 2" tall EquaGel in two stages
- Includes pelvic contour inserts to increase the amount of therapeutic gel supporting the pelvis
- 1 Year Warranty



M


Note: For sizes outside of the codes displayed, please contact your Aidacare Complex Rehab. consultant.

Width (inches")	Depth (inches")			
	16"	18"	20"	22"
16"	PTC551011*	PTC551015*	PTC521019	PTC521023
18"	PTC551013*	PTC551017*	PTC551021*	PTC551025*

* NDIS Item Code 05_043303511_0103_1_2

DVA AE04

L Low Risk M Medium Risk H High Risk V Very High Risk



L

Note: For sizes outside of the codes displayed, please contact your Aidacare Complex Rehab. consultant.

Spex - DualTec Cushion



- Designed for those who have a mild-moderate risk of tissue breakdown
- Simple pressure relief, and need dynamic sitting flexibility
- Lightweight and low maintenance
- Dual foam layers offer superior comfort and promote even pressure distribution
- Self-contouring 'mould and hold' to the user's pelvis

Width (inches")	Depth (inches")							
	10"	12"	14"	16"	17"	18"	20"	22"
10"	PTC607042	PTC607043	-	-	-	-	-	-
11"	PTC607044	PTC607045	-	-	-	-	-	-
12"	-	PTC607046	PTC607047	-	-	-	-	-
13"	-	PTC607048	PTC6070498	-	-	-	-	-
14"	-	-	PTC607065	PTC607066	-	-	-	-
15"	-	-	PTC607067	PTC607068	-	-	-	-
16"	-	-	-	PTC607069	-	PTC607070	-	-
17"	-	-	-	PTC607071	PTC607072	PTC607073	-	-
18"	-	-	-	-	-	PTC607074	PTC607075	-
19"	-	-	-	-	-	PTC607076	PTC607077	-
20"	-	-	-	-	-	-	PTC607078	PTC607079

NDIS Item Code 05_043303511_0103_1_2



H

Note: For sizes outside of the codes displayed, please contact your Aidacare Complex Rehab. consultant.

Spex - Standard Contour Adjustable Cushion



- Designed for the user who has moderate to severe positioning and pressure requirement
- Gel-foam ischial well evenly distributes pressure under the pelvis and reduces shear forces in sensitive areas
- Removable trochanter supports for pelvic obliquity or reduction, or build-up for hip flexion
- Includes breathable 'spacer' fabric cover and bonus inner incontinence cover.

Width (inches")	Depth (inches")							
	10"	12"	14"	16"	17"	18"	20"	22"
10"	PTC607107	PTC607126	-	-	-	-	-	-
11"	PTC607127	PTC607128	-	-	-	-	-	-
12"	-	PTC607129	PTC607130	-	-	-	-	-
13"	-	PTC607131	PTC607132	-	-	-	-	-
14"	-	-	PTC607218	PTC607219	-	-	-	-
15"	-	-	PTC607220	PTC607221	-	-	-	-
16"	-	-	-	PTC607222	-	PTC607223	PTC607224	-
17"	-	-	-	PTC607225	PTC607226	PTC607227	-	-
18"	-	-	-	PTC607228	-	PTC607229	PTC607230	-
19"	-	-	-	-	-	PTC607231	PTC607232	-
20"	-	-	-	-	-	PTC607233	PTC607234	PTC607235

NDIS Item Code 05_043303511_0103_1_2



M

Note: For sizes outside of the codes displayed, please contact your Aidacare Complex Rehab. consultant.

Spex - Vigour Standard Contour Cushion



- Designed for the user who has symmetrical or mild asymmetrical postures needing mild to moderate postural control
- Gel-foam ischial well evenly distributes pressure under the pelvis and reduces shear forces in sensitive areas.
- Special foam layers offer anatomically correct posture
- Slight thigh elevation for increased balance
- Specific contouring offers a high degree of pelvic stability

Width (inches")	Depth (inches")							
	10"	12"	14"	16"	17"	18"	20"	22"
10"	PTC607108	PTC607109	-	-	-	-	-	-
11"	PTC607110	PTC607111	-	-	-	-	-	-
12"	-	PTC607112	PTC607113	-	-	-	-	-
13"	-	PTC607114	PTC607115	-	-	-	-	-
14"	-	-	PTC607169	PTC607169	-	-	-	-
15"	-	-	PTC607171	PTC607172	-	-	-	-
16"	-	-	-	PTC607173	-	PTC607174	-	-
17"	-	-	-	PTC607175	PTC607176	PTC607177	-	-
18"	-	-	-	PTC607178	-	PTC607179	PTC607180	-
19"	-	-	-	-	-	PTC607181	PTC607182	-
20"	-	-	-	-	-	PTC607183	PTC607184	PTC607185

NDIS Item Code 05_043303511_0103_1_2



H

Note: For sizes outside of the codes displayed, please contact your Aidacare Complex Rehab. consultant.

Spex - Vigour High Contour Cushion



- Designed for the user who has symmetrical or mild asymmetrical postures needing mild to moderate postural control
- Gel-foam ischial well evenly distributes pressure under the pelvis and reduces shear forces in sensitive areas.
- Special foam layers offer anatomically correct posture
- Slight thigh elevation for increased balance.
- Specific contouring offers a high degree of pelvic stability

Width (inches")	Depth (inches")							
	10"	12"	14"	16"	17"	18"	20"	22"
10"	PTC607142	PTC607143	-	-	-	-	-	-
11"	PTC607144	PTC607145	-	-	-	-	-	-
12"	-	PTC607146	PTC607147	-	-	-	-	-
13"	-	PTC607148	PTC607149	-	-	-	-	-
14"	-	-	PTC607236	PTC607237	-	-	-	-
15"	-	-	PTC607238	PTC607239	-	-	-	-
16"	-	-	-	PTC607240	-	PTC607241	-	-
17"	-	-	-	PTC607242	PTC607243	PTC607244	-	-
18"	-	-	-	PTC607245	-	PTC607246	PTC607247	-
19"	-	-	-	-	-	PTC607248	PTC607249	-
20"	-	-	-	-	-	PTC607250	PTC607251	PTC607252

NDIS Item Code 05_043303511_0103_1_2

L Low Risk M Medium Risk H High Risk V Very High Risk

L Low Risk M Medium Risk H High Risk V Very High Risk



Spex - Flex Cushion




- Excellent choice for individuals who have symmetrical or asymmetrical limited hip flexion
- Strategic positioning base, pads and wedges offer complete customisations on-the-spot for a perfect fit for the user
- Bevelled front edge allows for knee contractures
- Positioning base primarily accommodates lack of hip flexion up to 20° but due to its innovative positioning base it can support ruling out other associated deformities as pelvic obliquity, windsweeping, hip abduction, hip internal rotation with tight hamstrings and even lack of hip extension.

Code	Description
PTC607284	SPEX Flex System

NDIS Item Code 05_043303511_0103_1_2

Note: For sizes outside of the codes displayed, please contact your Aidacare Complex Rehab. consultant.



Spex - High Contour Adjustable Cushion



- Designed for the user who has moderate to severe positioning and pressure requirements
- Gel-foam ischial well evenly distributes pressure under the pelvis and reduces shear forces in sensitive areas
- Strategic contouring pads offer complete customisations on-the-spot for a perfect fit
- Removable trochanter supports for pelvic obliquity or reduction, or build-up for hip flexion

Width (inches")	Depth (inches")						
	10"	12"	14"	16"	17"	18"	20"
10"	PTC607093	PTC607094	-	-	-	-	-
11"	PTC607095	PTC607096	-	-	-	-	-
12"	-	PTC607097	PTC607098	-	-	-	-
13"	-	PTC607099	PTC607100	-	-	-	-
14"	-	-	PTC607186	PTC607187	-	-	-
15"	-	-	PTC607188	PTC607189	-	-	-
16"	-	-	-	PTC607190	-	PTC607191	PTC607192
17"	-	-	-	PTC607193	PTC607194	PTC607195	-
18"	-	-	-	PTC607196	-	PTC607197	PTC607198
19"	-	-	-	-	-	PTC607199	PTC607200
20"	-	-	-	-	-	PTC607201	PTC607202

NDIS Item Code 05_043303511_0103_1_2

Note: For sizes outside of the codes displayed, please contact your Aidacare Complex Rehab. consultant.



Spex - Vigour KIDZ Standard Contour Cushion



- Gel-foam ischial well evenly distributes pressure under the pelvis and reduces shear forces in sensitive areas
- Special foam layers offer anatomically correct posture
- Slight thigh elevation for increased balance
- Offers exceptional pelvic comfort
- Specific contouring offers a high degree of pelvic stability

Width (inches")	Depth (inches")		
	10"	12"	14"
11"	PTC607110	PTC607111	-
12"	-	PTC607112	PTC607113
13"	-	PTC607114	PTC607115

NDIS Item Code 05_043303511_0103_1_2

Note: For sizes outside of the codes displayed, please contact your Aidacare Complex Rehab. consultant.

L Low Risk **M** Medium Risk **H** High Risk **V** Very High Risk



Ottobock - Cloud



- Antidecubitus wheelchair seat cushion
- Filled with three different sizes of Floam® cells (Floam® is a fluid polymeric gel)
- Can be individually adapted according to the user's requirements by exchanging the cells
- Floam® side cells provide additional support
- Targeted pressure relief, reduced shearing forces
- 4" cushion height
- SWL 250kg

Width (inches")	Depth (inches")						
	14"	15"	16"	17"	18"	19"	20"
14"	PTC549100	-	-	-	-	-	-
16"	-	PTC549200	PTC549300	-	PTC549600	-	PTC549950
17"	-	-	-	PTC549500	-	-	-
18"	-	-	PTC549400	-	PTC549700	PTC549900	PTC549975
20"	-	-	-	-	PTC549800	-	PTC550000

NDIS Item Code 05_043303511_0103_1_2

Note: This range can fit chairs from 13 x 13" to 20 x 20". Please contact Aidacare for enquiries relating to sizes outside of the displayed range. Custom made sizes are also available upon request.



Ottobock Evolight Cushion



- Lightweight wheelchair cushion
- Cube structured foam core with horizontally integrated air channels for improved air circulation
- Two layers of spacer fabric enable moisture wicking
- The cushion attaches to a wheelchair with a hook and loop strap
- Cover is removable. Suitable for people at low risk of developing a pressure injury

Code	Description
PTC551000	Evolight Cushion



Ottobock Terra Aquos Cushion



- Controlled shear reduction in the ischial/thigh area during movement
- Excellent ride comfort
- High level postural stability for activities and transfers
- Excellent pressure redistribution across a broad range of clients
- Maintenance free
- Water-resistant Dartex® cover
- Cover washable between 40° and 60° (for further details, see instructions for use)
- Ring zip pull, and zip on three sides, for easy cover removal
- Additional inner incontinence barrier available
- Max. user weight: 150 kg
- Cushion weight: 1.2 kg (for 400 x 400 mm)

Code	Description
PTC550250	Terra Aquos Cushion



L Low Risk **M** Medium Risk **H** High Risk **V** Very High Risk

Daily Living Aids

- 168 Dressing Aids
- 170 Kitchen Aids
- 172 Gripping & Turning Aids
- 174 Cutlery
- 176 Crockery
- 178 Reaching Aids
- 179 General Household & Dementia Aids



Dressing Aids



Dressing Aids

Stocking Aid - Dorking



- A simple device to assist in putting on a stocking/sock, if bending and reaching the foot is difficult
- Strong, flexible plastic gutter with long cotton tapes attached to top

Code	Description
DLD269260	Stocking Aid - Dorking
NDIS Item Code	03_090000911_0103_1_1 DVA AU13

Stocking Aid



- Lightweight plastic guide with pull string assists putting on a stocking or sock when bending and reaching the foot is difficult
- Stocking/sock is slipped over guide, foot placed into stocking and guide, strings pulled until stocking is in place, guide removed

Code	Description
DLD269275	Stocking Aid
NDIS Item Code	03_090000911_0103_1_1 DVA AU13

Terry Cloth Sock Aid



- Lightweight and comfortable heel contour assists changing into and out of socks
- Slits allow flexibility around the heel for best fit

Code	Description
DLD269090	Terry Cloth Sock Aid
NDIS Item Code	03_090000911_0103_1_1 DVA AU13

Dressing Stick



- Lightweight wooden stick with hook assists changing into and out of garments
- Designed for those who have difficulty bending, reaching or grabbing

Code	Description
DLD269310	Dressing Stick - 520mm
NDIS Item Code	03_090000911_0103_1_1 DVA AU04

EzyAs Compression Stocking Applicator



- Unique plastic gutter to assist in pulling on compression stockings
- Stocking is fed onto gutter, held in place by side notches, slipped over foot, then pulled into place

Code	Description	Calf/Arm Circ.
DLD269001	Small - Red	280-350mm
DLD269002	Med - Yellow	320-400mm
DLD269003	Large - Blue	380-470mm
DLD269004	Handle	

NDIS Item Code 03_090000911_0103_1_1 **DVA AU13**

Easy-Slide - Applicator For Open-Toe Stockings



- Application aid for open-toe stockings
- Suitable for hospital stockings with inspection hole
- Slide stocking over, and then remove through open toe

Code	Size
GMS340952	Medium - Size 38-41
GMS340953	Large - Size 42-45
GMS340954	X-large - Size 46+

NDIS Item Code 03_090000911_0103_1_1 **DVA AU13**

Compression Stocking Aid



- EUREKA-ON Plastic Fabric Slide is a compression stocking applicator for the leg or arm
- Consists of a durable paper-like slippery material with a central extended pull tab and eyelet holes on the sides for threading a thin tubular plastic lacing pin

Code	Description
DLD269010	Compression Stocking Aid - Eureka

NDIS Item Code 03_090000911_0103_1_1 **DVA AU13**

Leg Lifter



- Enables the user to move a stiff or immobile leg
- Upper loop fits around the hand and wrist and the lower stiffened loop slides over the foot to give control when lifting the leg

Code	Description
DLD269390	Leg Lifter - 864mm

NDIS Item Code 03_090000911_0103_1_1 **DVA AU09**

Kings Button Hook



- Assists one handed dressing
- Shaped stainless steel wire passes through hole and over the button to grip the thread, button is then pulled through with twisting motion

Code	Description
DLD269300	Kings Button Hook

NDIS Item Code 03_090000911_0103_1_1 **DVA AU02**

Spring Laces



- Elasticised and spring coiled shoe laces convert lace-up shoes into slip-on shoes

Code	Description
DLD269140	Spring Laces - Black 600mm
DLD269150	Spring Laces - White 600mm

NDIS Item Code 03_090000911_0103_1_1 **DVA AU14**

Notch Cord Sock Aid



- Designed to assist in reaching feet for those with restricted movement
- Notch cut out on the end hooks the sock
- The attached tapes / cord are used to pull the sock aid over the feet

Code	Description
DLD269100	Sock Aid - Notch Cord Style

NDIS Item Code 03_090000911_0103_1_1 **DVA AU13**

Tights Aid



- Consists of two connected plastic contoured shapes that taper at the end, with white tapes attached to each side
- Foot portion is pulled onto the shapes whilst the user is seated

Code	Description
DLD269280	Tights Aid

NDIS Item Code 03_090000911_0103_1_1

Sock & Stocking Aid



- Designed to help those with restricted mobility
- Plastic collar/gutter holds garment at one end, and a plastic shoehorn with a notch at the other for easy sock removal
- A coated steel tube connects the two

Code	Description
DLD269290	Sock & Stocking Aid - Brevetti

NDIS Item Code 03_090000911_0103_1_1 **DVA AU13**

JOBST Stocking Donner



- Application aid for closed-toe garments
- Slide stockings over, then remove from top of stocking
- Suggest to use with rubber gloves

Code	Description
PTS641090	Small / Med - Shoe size 38

NDIS Item Code 03_090000911_0103_1_1 **DVA AU13**

Shoe Horn



- Long handled plastic shoe horn to assist in putting on shoes

Code	Description
DLD269160	Shoe Horn - 430mm

NDIS Item Code 03_090000911_0103_1_1 **DVA AU08**

Metal Shoe Horn



- Long handled metal shoe horn to assist in putting on shoes

Code	Description
DLD269170	Metal Shoe Horn - 600mm

NDIS Item Code 03_090000911_0103_1_1 **DVA AU08**

Compression Stocking Aid




- Applies support hosiery quickly and evenly
- Grooves catch the compression stocking and prevent it from popping off
- Suitable for Class 1 and 2 stockings

Code	Description
DLD269110	Compression Stocking Aid - Small
DLD269120	Compression Stocking Aid - Large

NDIS Item Code 03_090000911_0103_1_1 **DVA AU13**

Kitchen Aids



Aspire Meal Trolley



Sturdy and robust meal transport trolley



Clip on plastic trays with outer lip edge



3" castors with two locking



Tool free assembly



Easy clean frame and food trays



Height adjustable in 1" increments



1 YEAR WARRANTY

Code	Description	Overall Height	Overall Width	Overall Length	Lower Tray Height	Upper Tray Height	Tray Width	Castor Size	Unit Weight
DLG272060	Meal Trolley	810 – 937mm	460mm	503mm	351 – 478mm	615 – 740mm	450mm	3"	6kg

WAA686926 Plastic Tray – Meal Tray Walker/Trolley

NDIS Item Code 03_090000911_0103_1_1 DVA AH14

Kitchen Aids



Good Grips Peelers

- Easy to use peelers with soft, comfortable non slip grip featuring a precision ground stainless steel blade for a sharper cutting edge

Code	Description
DLK275100	Y Peeler
DLK275110	Swivel Peeler

NDIS Item Code 03_090000911_0103_1_1 DVA AH17



Good Grips Jar Opener

- Easy to use jar opener with soft, comfortable non slip grip features stainless steel teeth allowing safe opening of any jar

Code	Description
DLK275120	Good Grips Jar Opener

NDIS Item Code 03_090000911_0103_1_1 DVA AH07



Kitchen Workstation

- This multifunctional food preparation unit is designed to provide assistance with many day to day kitchen tasks

Code	Description
DLK275700	Kitchen Workstation

NDIS Item Code 03_090000911_0103_1_1



Food Preparation System

- This durable cutting board is ideal for those who have difficulty in gripping, or only have the use of one hand
- Suits various food prep cutting tasks

Code	Description
DLK275720	Food Preparation System – 315 x 295mm

NDIS Item Code 03_090000911_0103_1_1 DVA AH15



Kettle Tipper

- A raised tilting platform, designed to assist with pouring from any standard kettle with virtually no effort or risk of spilling boiling water

Code	Description
DLK276600	Tipper – Kettle Tipper – Standard

NDIS Item Code 03_090000911_0103_1_1 DVA AH17



Can Opener Pull

- The Canpull is a durable device designed for opening ring pull cans
- Hook the end under the ring, fold forwards and roll back to open

Code	Description
DLK275610	Can Opener Pull

NDIS Item Code 03_090000911_0103_1_1 DVA AH07



Good Grips Can Opener

- Easy to use can opener with soft, comfortable non slip grip

Code	Description
DLK275090	Good Grips Can Opener

NDIS Item Code 03_090000911_0103_1_1 DVA AH07



Twister Jar Opener

- Gives a good grip for opening twist off jar lids
- Cone shaped rubber moulding with fluted finger grips on the outside and ribbing on the inside

Code	Description
DLK275520	Twister Jar Opener

NDIS Item Code 03_090000911_0103_1_1



Bread Board Wooden

- This hardwood board is ideal for cutting one-handed, it features non-slip feet, six stainless steel spikes to grip bread or vegetables

Code	Description
DLK275710	Bread Board Wooden – 325 x 175mm

NDIS Item Code 03_090000911_0103_1_1



Plastic Spread Board

- This durable one-piece board allows bread to be spread using one hand with a raised "L" shape in one corner

Code	Description
DLK275730	Plastic Spread Board – 181 x 256mm

NDIS Item Code 03_090000911_0103_1_1 DVA AH15



Ucello Kettle Tipper

- An all-in-one kettle and tipper, for effortless tilt to pour action
- Wide spout for easy filling
- Auto-shut off with overheating protection

Code	Description
DLK276635	Kettle Tipper – Black & White
DLK276631	Kettle Tipper – Red & White

NDIS Item Code 03_090000911_0103_1_1 DVA AH17



Moulded Lap Tray

- Durable and lightweight tray with a moulded rim and recessed area
- Includes two D-Ring hook and loop straps for secure attachment

Code	Description
DLK277000	Moulded Lap Tray – 1.6kg

NDIS Item Code 03_090000911_0103_1_1 DVA BE04

Gripping & Turning Aids



Bottle Opener - One-Touch Automatic

- One-touch operated bottle opener suitable for metal or plastic screw-top bottle caps up to 55mm diameter
- Rubber jaws automatically adjust to lid



Code	Description
DLG272310	Bottle Opener - One-Touch Automatic
NDIS Item Code	03_090000911_0103_1_1
DVA	AH07

Jar Opener - One-Touch Automatic

- One-touch operated jar opener that stabilises the jar while opening the lid
- The outer jaws adjust to stabilise the side of jar, whilst inner jaws adjust to stabilise the lid during movement



Code	Description
DLG272340	Jar Opener - One-Touch Automatic
NDIS Item Code	03_090000911_0103_1_1
DVA	AH07

Can Opener - One-Touch Automatic II

- One-touch operated can opener suitable for most cans between 53mm to 153mm diameter
- Walks around the can and switches off automatically



Code	Description
DLG272330	Can Opener - One-Touch Automatic II
NDIS Item Code	03_090000911_0103_1_1
DVA	AH07

Multi Purpose Holder

- Comfortable, easily adjustable, strap handle that provides a secure grasp on a variety of handle shapes and sizes



Code	Description
DLK276430	Multi Purpose Holder
NDIS Item Code	03_090000911_0103_1_1
DVA	AH19

Gordon Peeler

- A rigid metal vegetable peeler which is clamped on to the side of a bench to allow user to peel vegetables with one hand



Code	Description
DLK275630	Peeler - Gordon
NDIS Item Code	03_090000911_0103_1_1
DVA	AH17

Tap Turner - Contour


- This device is used to give good leverage for turning small difficult items e.g. gas or radiator taps



Code	Description
DLG271300	Tap Turner - Contour
NDIS Item Code	03_090000911_0103_1_1
DVA	AH13

Tap Turner Crystal


- Provides leverage to assist turning taps
- Clamps onto cylindrical taps up to 6cm in diameter



Code	Description
DLG271290	Tap Turner Crystal (Ea)
NDIS Item Code	03_090000911_0103_1_1
DVA	AH13

Tap Turners

- Moulded plastic turner fits over the X shaped tap head
- Supplied as 1 red and 1 blue to be used with hot and cold taps



Code	Description
DLG271280	Tap Turners (Pair) - 140mm
NDIS Item Code	03_090000911_0103_1_1
DVA	AH13

Gripping & Turning Aids



Undo-it Jar Opener

- V-shaped coated metal opener that is screwed underneath a shelf or cupboard
- Jar is slid into V until the lid wedges. It is then twisted to remove the lid. Suitable for tops 25 to 75mm (1 to 3") diameter

Code	Description
DLK275530	Undo-it Jar Opener
NDIS Item Code	03_090000911_0103_1_1
DVA	AH07



Strongboy Opener

- Assists in opening a variety of twist off jar lids
- Flexible stainless steel band is fitted around a lid, and then clamped using the screw at the end of the handle

Code	Description
DLK275550	Strongboy Opener
NDIS Item Code	03_090000911_0103_1_1
DVA	AH07



Can Opener - Electric Kenwood w/ Bottle Opener

- Electric can/bottle opener and knife sharpener. Automatic start/stop function
- A retaining magnet, grey slip resistant handle and slip resistant base secures the can in place

Code	Description
DLG272350	Can Opener - Electric Kenwood with Bottle Opener
NDIS Item Code	03_090000911_0103_1_1
DVA	AH07



Dycem Anchor Pad

- This product is made out of Dycem, an effective non-slip material

Code	Description
DLG271380	Dycem Anchor Pad - Round - 190mm
DLG271390	Dycem Anchor Pad - Small - 250 x 180mm
DLG271400	Dycem Anchor Pad - Large - 350 x 250mm
DLG271410	Dycem Anchor Activity Anchorpad - 450 x 380mm
NDIS Item Code	03_090000911_0103_1_1
DVA	AH09



Grippimat Reel

- Grippimats are thinner and more flexible than the moulded ones, therefore they can be wrapped around items e.g. jar tops

Code	Description
DLG271440*	Grippimat Reel - White - 200mm x 2m
DLG271450*	Grippimat Reel - Blue - 200mm x 2m
DLG271460	Grippimat Reel - Blue - 200mm x 9m
DLG271470*	Grippimat Reel - White - 400mm x 2m
DLG271480	Grippimat Reel - Blue - 400mm x 2m
DLG271490	Grippimat Reel - Blue - 400mm x 9m
NDIS Item Code	03_090000911_0103_1_1
DVA	AH09



Bottle Holder - Belliclamp

- Hooks over edge of work top and the jar/bottle is then placed in the V
- Object is clamped by the ram, which can be pushed with the stomach or hip, leaving hands free to twist the top

Code	Description
DLK275580	Bottle Holder - Belliclamp
NDIS Item Code	03_090000911_0103_1_1
DVA	AH19



Key Turner

- Heavy duty Key Turner provides a curved handle for comfortable grip and increases leverage
- Key Turner 2 - Blue model holds two keys

Code	Description
DLG271310	Key Turner - White
DLG271320	Key Turner 2 - Blue
NDIS Item Code	03_090000911_0103_1_1
DVA	AH08



Uno Grips Red/Blue

- Uno Grips are soft covers that enable you to grip and twist door knobs or round faucets with less effort

Code	Description
DLG271100	Uno Grips - Clear
DLG271110	Uno Grips - Semi Clear
DLG271120	Uno Grips - Red/Blue (hot & cold taps)
NDIS Item Code	03_090000911_0103_1_1
DVA	AH13



Pen Holder

- Designed for easier grip and control, made from soft PVC it slides over normal sized pens and pencils
- Sold as a set of three

Code	Description
DLG271520	Pen Holder
NDIS Item Code	03_090000911_0103_1_1



Foam Utensil Handles

- Built-up handle for easier gripping. 1 meter in length, internal/external diameters range - listed below

Code	Description
DLG271210	Foam Tube - White - 19mm Ext, 6mm Int
DLG271220	Foam Tube - White - 31mm Ext, 6mm Int
DLG271240	Foam Tube - White - 31mm Ext, 9mm Int (1m)
DLG271260	Foam Tube - White - 31mm Ext, 12mm Int
DLG271230*	Foam Tube - Grey - 31mm Ext, 6mm Int
NDIS Item Code	03_090000911_0103_1_1
DVA	AH06

Cutlery



Supergrip Cutlery

- Comfortable, wide, built-up ribbed handled utensil set. Stainless steel, dishwasher safe
- Handles are 102mm long, 38mm wide

Code	Description
DLK275310	Supergrip Teaspoon
DLK275320	Supergrip Tablespoon
DLK275330	Supergrip Fork
DLK275340	Supergrip Knife

NDIS Item Code 03_090000911_0103_1_1



Softouch Cutlery

- Plastic coated spoons provide protection for teeth/lips from edges and temperature sensitivity. Not recommended for those with heavy biting reflexes

Code	Description
DLK275410	Softouch Teaspoon
DLK275430	Softouch Youth Spoon

NDIS Item Code 03_090000911_0103_1_1



Queens Cutlery

- Stainless steel utensils mounted into a built-up plastic grip handle. The items are hygienically sealed, and are dishwasher safe
- Handles are 98mm long, 30mm wide

Code	Description
DLK275760	Queens Cutlery Knife
DLK275770	Queens Cutlery Fork
DLK275780	Queens Cutlery Dessert Spoon
DLK275790	Queens Cutlery Junior Spoon
DLK275870	Queens Cutlery Set

NDIS Item Code 03_090000911_0103_1_1

DVA AH01



Caring Cutlery

- Contoured stainless steel with plastic handles and built-up ends. Hygienically sealed, dishwasher safe.

Code	Description
DLK276300	Caring Knife – 127mm handle
DLK276310	Caring Fork – 127mm handle
DLK276320	Caring Spoon – 127mm handle
DLK276330	Caring Spoon – Angled Right

NDIS Item Code 03_090000911_0103_1_1

DVA AH01



Supergrip Bendable Cutlery

- Bent into any angle, for reduced range of motion. Stainless steel, dishwasher safe
- Handles are 102mm long, 31mm wide

Code	Description
DLK275360	Supergrip Bendable Teaspoon
DLK275370*	Supergrip Bendable Tablespoon
DLK275380	Supergrip Bendable Fork
DLK275390	Supergrip Bendable Knife

NDIS Item Code 03_090000911_0103_1_1

DVA AH01



Queens Splayed Cutlery

- The Fork has an edge for cutting, and the steel blade knife has pronged end that acts as a fork, to allow for one hand eating
- Handles are 98mm long, 30mm wide

Code	Description
DLK275800	Queens Splayed Fork
DLK275810	Queens Nelson Knife

NDIS Item Code 03_090000911_0103_1_1

DVA AH01



Queens Angled Cutlery

- Stainless steel utensil range with an angled head, enabling those with limited wrist movement to eat more easily. Fork and spoon available in left or right
- Handles are 98mm long, 30mm wide

Code	Description
DLK275820	Queens Angled Knife
DLK275830	Queens LH Angled Fork
DLK275840	Queens RH Angled Fork
DLK275850	Queens LH Angled Spoon
DLK275860	Queens RH Angled Spoon

NDIS Item Code 03_090000911_0103_1_1

DVA AH01



Nelson Knife

- Stainless steel and dishwasher safe knife, designed for one handed eating, pronged end used as a fork. Built up sleeve from the Kings modular cutlery range may be added to the handle

Code	Description
DLK276440	Nelson Knife

NDIS Item Code 03_090000911_0103_1_1

DVA AH01

Cutlery



Reflex Cutlery

- Grip contoured handles, blades set at an angle from the handle to minimise wrist movement. Dishwasher safe

Code	Description
DLK275650	Reflex Preparation Knife – 127mm Blade
DLK275660	Reflex Carving Knife – 203mm Blade
DLK275670	Reflex Chef Knife – 203mm Blade
DLK275680	Reflex Slicing Knife – 254mm Blade

NDIS Item Code 03_090000911_0103_1_1

DVA AH01



Kings Modular Cutlery

- The Kingsmodular Cutlery is mounted in a plastic spigot that pushes tightly into your chosen handle, but allow the blade to be angled as desired

Code	Description
DLK275900	Kings Knife – Std Head – 112mm Handle
DLK275910	Kings Fork – Std Head – 104mm Handle
DLK275970	Kings Nelson Knife – Std Head Handle

Kings Handles

- Compatible with Kings modular / Angled ranges
- Standard – hollow cylindrical body. Slim-oval cross-section. Contoured – curved shape and finger contours. Heavy – handle's core is a non-toxic metal bar for a heavier handle, is ideal for those with tremors

Code	Description
DLK276070	Kings Standard Handle – 25mm wide
DLK276060	Kings Contour Handle – 22–30mm wide
DLK276100	Kings Heavy Handle – 25mm wide
DLK276120	Kings Slim Handle – 14–19mm wide

NDIS Item Code 03_090000911_0103_1_1

DVA AH06



Kings Lightweight Handles

- Sculptured closed-cell foam handles are waterproof, washable and feature contoured finger grips

Code	Description
DLK276090*	Kings Lightweight Handle – Small – 20mm wide
DLK276080	Kings Lightweight Handle – Large – 28mm wide

NDIS Item Code 03_090000911_0103_1_1

DVA AH06



Kings Mushroom Handle

- Round hollow doorknob type handle which is easy to grip for those with weak or painful joints

Code	Description
DLK276130	Kingsmushroom Handle

NDIS Item Code 03_090000911_0103_1_1

DVA AH06



Lightweight Cutlery

- Stainless steel utensils are mounted on plastic stems and sealed into washable grey foam handles, for arthritis or weak grip

Code	Description
DLK276220	Lightweight Cutlery Set – 3 piece – 115mm handle
DLK276200	Lightweight Spoon – 115mm handle
DLK276190	Lightweight Fork – 115mm handle
DLK276180	Lightweight Knife – 115mm handle
DLK276210	Lightweight Teaspoon – 115mm handle

NDIS Item Code 03_090000911_0103_1_1

DVA AH01



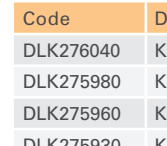
Kings Built Up Sleeves

- Contoured PVC sleeves fit Kings Slim Handle
- Option of smooth oval shape, or contoured with finger grips that provide a larger grip.

Code	Description
DLK276140*	Kings Oval Built Up Sleeve – 23–30mm wide
DLK276150	Kings Small Built Up Sleeve – 22mm wide
DLK276160	Kings Large Built Up Sleeve – 29–35mm wide

NDIS Item Code 03_090000911_0103_1_1

DVA AH01



Code	Description
DLK276040	Kings Rocker Knife – Large Std Head
DLK275980	Kings Rocker Knife – Small Std Head
DLK275960	Kings Splayed Kit (Knife, Fork, Spoon)
DLK275930	Kings Junior Spoon – 91mm Handle
DLK275920	Kings Spoon – Std Head – 104mm Handle
DLK275940	Kings Teaspoon – 84mm Handle
DLK275950	Kings Soup Spoon – 112mm Handle

NDIS Item Code 03_090000911_0103_1_1

DVA AH01



Kings Angled Cutlery

- Hygienic, non corroding and dishwasher safe. Each is mounted with a plastic spigot that fits tightly into the chosen handle
- Handles are 98mm long

Code	Description
DLK276010	Cutlery – Kings – Fork – Angled Fork Right Hand
DLK276020	Cutlery – Kings – Spoon – Angled Spoon Left Hand
DLK276030	Cutlery – Kings – Spoon – Angled Spoon Right Hand
DLK276050*	Cutlery – Kings – Angled Adaptor (PKT3)
DLK276000	Cutlery – Kings – Fork – Angled Fork Left Hand
DLK275990	Cutlery – Kings – Knife – Angled Knife

NDIS Item Code 03_090000911_0103_1_1

DVA AH01

DVA AH06



Kings Head Spoon

- Range is coated in soft, food quality white PVC making the spoons ideal for users with a bite reflex problem when eating

Code	Description
DLK275880	Kings Spoon Softcoated Head – 100mm Handle
DLK275890	Kings Teaspoon Softcoated Head – 80mm Handle

NDIS Item Code 03_090000911_0103_1_1

DVA AH01



Kings Assessment Set

- Includes all 18 of the Kings modular utensils, variety of handles and a sleeve to build up a handle further, total of 32 pieces

Code	Description
DLK276170	Kings Assessment Set

NDIS Item Code 03_090000911_0103_1_1



Lightweight Angled Cutlery

- Stainless steel with closed cell foam handles. Knife blade at 90° angle. Fork / spoon at 40° angles and are available as left / right handed

Code	Description
DLK276240	Lightweight Angled Fork LH – 115mm handle
DLK276250	Lightweight Angled Fork RH – 115mm handle
DLK276230	Lightweight Angled Knife – 115mm handle
DLK276260	Lightweight Angled Spoon LH – 115mm handle
DLK276270	Lightweight Angled Spoon RH – 115mm handle

NDIS Item Code 03_090000911_0103_1_1

DVA AH01

Crockery



Anti Spill Mug



- Tough, clear plastic mug with a large handle. Mug is dishwasher and microwave safe. Lid is not.
- Supplied with two lids, one for anti-spill, and one with drinking spout

Code	Description
DLK276500	Anti Spill Mug – 400ml

NDIS Item Code 03_090000911_0103_1_1 DVA AH01

Dysphagia Cup



- Designed to assist people who have trouble swallowing
- Helps prevent liquids from escaping at the lips and directs the liquid to the centre of the mouth

Code	Description
DLK275470	Dysphagia Cup – Green – 200ml
DLK275460	Dysphagia Cup – Almond – 200ml

NDIS Item Code 03_090000911_0103_1_1 DVA AH01

Two Handled Mug



- Designed to make drinking safer and easier for people with hand tremors
- Supplied with two lids, one for anti-spill and one with a drinking spout and two handles to assist with control

Code	Description
DLK276520	Two Handled Mug – 200ml

NDIS Item Code 03_090000911_0103_1_1 DVA AH01

Caring Mug



- Wide stable base with two large contoured handles. Microwave safe
- Designed to be held in a comfortable position for drinking, useful for people with tremor or who cannot sit upright

Code	Description
DLK276510	Caring Mug – 300ml

NDIS Item Code 03_090000911_0103_1_1 DVA AH01

Feeding Cup



- A clear plastic beaker, designed for easy gripping, which has a vented lid with a drinking spout
- Available with 4mm or 8mm spout hole
- Sold in pairs

Code	Description
DLK276550	Feeding Cup with 4mm spout – 200ml
DLK276560	Feeding Cup with 8mm spout – 200ml

NDIS Item Code 03_090000911_0103_1_1 DVA AH01

Medici Plate



- A deep dished plate to assist with picking up food. Made from scratch-resistant plastic
- The large contoured rim makes the plate easier to grip. It is lightweight, stackable, and dishwasher safe

Code	Description
DLK276480	Medici Plate – 241mm

NDIS Item Code 03_090000911_0103_1_1 DVA BE04

Crockery

Incurve Plate Surround



- Three clips attach it to the rim of a dinner plate to assist with one-handed eating and prevent spillage
- Fits a large range of plate sizes, flexible nylon construction, microwave and dishwasher safe

Code	Description
DLK276490	Incurve Plate Surround – 190 – 254mm

NDIS Item Code 03_090000911_0103_1_1 DVA AH01

Plate Guard



- Attaches to dinner plate to assist with one-handed eating and prevent spillage
- High temp plastic ring snaps around plate, fits a large range of plate sizes
- Crystal clear plastic is easy to clean
- Dishwasher safe to 50°C, latex free, not suitable for microwave

Code	Description
DLK275450	Plate Guard – Large – 220 – 250mm

NDIS Item Code 03_090000911_0103_1_1 DVA AH01

Nosey Cup



- These cups are designed for added comfort and convenience
- A special cutout helps to maintain the proper head and neck positioning when swallowing, making drinking even easier

Code	Description
DLK275480	Nosey Cup 115 – Blue Tint – 115ml
DLK275490	Nosey Cup 225 – Blue Tint – 225ml
DLK275500	Nosey Cup 340 – Blue Tint – 340ml
DLK275510	Nosey Cup – White – 225ml

NDIS Item Code 03_090000911_0103_1_1

Inner Lip Plate



- Plate with an inner lip to hold food on plate while user scoops against it
- Polycarbonate sandstone colour, not for use with serrated knives, dishwasher and microwave safe up to 80°C

Code	Description
DLK275290	Inner Lip Plate – 228mm

NDIS Item Code 03_090000911_0103_1_1 DVA AH01

Manoy Plate



- Melamine oval shaped plate helps those with one good hand or who have difficulty picking up food with utensils
- Sloping bottom and high sided end to help scoop up food without spilling it over the side
- Not suitable for microwave ovens, but dishwasher safe

Code	Description
DLK276450	Manoy Plate – Small – 227 x 159mm
DLK276460	Manoy Plate – Large – 279 x 159mm

NDIS Item Code 03_090000911_0103_1_1 DVA AH01

Economy Scoop Dish



- Plate with a high curved lip to scoop food against
- Assists those with one good hand or who have difficulty picking up food with utensils
- Non slip rubber coated base to prevent sliding
- Washes in top shelf of domestic dishwashers, not recommended for microwave use

Code	Description
DLK275300	Economy Scoop Dish – 200ml

Also Available from Aspire



Aspire Meal Trolley
DLG272060



Aspire Meal Tray Walker
DLG272061



Aspire Vogue Indoor Walker
WAF705100CH (Champagne)
WAF705100RE (Red)

Reaching Aids



General Household & Dementia Aids



Pick Up Reacher



- Unique lightweight, robust and wear resistant reacher, ideal for use on a wide variety of items
- Twin gripping jaws and a rotatable, magnetic head for easy retrieval of small items with removable stick

Code	Description	Total Length
DLR279220	Pick Up – Short	340mm
DLR279150	Pick Up – Standard	600mm
DLR279170	Pick Up – Long	750mm
DLR279180	Pick Up – Long with accessories	750mm
DLR279230	Pick Up – Extra Long	900mm

NDIS Item Code 03_090000911_0103_1_1 DVA AH11



Handireacher

- An ultra lightweight, robust reacher
- Single moving jaw, rotates 360° to avoid the need to rotate the wrist
- The head has a magnet for picking up small metal objects
- The trigger, operated by four fingers instead of the usual two is easy to grip and operate

Code	Description	Total Length
DLR279110	Handireacher – Standard	610mm
DLR279120	Handireacher – Long	760mm
DLR279130	Handireacher – Extra Long	890mm

NDIS Item Code 03_090000911_0103_1_1 DVA AH11



Reacher Economy

- Hook trigger, easy closing jaw
- Trigger enables reacher to hang on a walker or chair. Slip resistant jaw surface provides a secure hold

Code	Description	Total Length
DLR279010	Reacher Economy – 660mm	685mm
DLR279020	Reacher Economy – 838mm	838mm

NDIS Item Code 03_090000911_0103_1_1 DVA AH11



Easy II Reacher

- The Easy II Reacher is a lightweight aluminum reacher with a comfortable ergonomic handle, designed for people with limited reach or strength
- The 3 jaw opening with orange slip-resistant surface gives high visibility and a secure hold on items

Code	Description	Total Length
DLR279040	Easy II Reacher – 380mm	380mm
DLR279050	Easy II Reacher – 530mm	530mm
DLR279070	Easy II Reacher – 810mm	810mm

NDIS Item Code 03_090000911_0103_1_1 DVA AH11



Aspire AssistBar

- The AssistBar inserts into the U-shaped striker plate on your vehicle door frame becoming a stable handle for support and assistance

Code	Description
DLG271660	Aspire AssistBar

NDIS Item Code 03_090000911_0103_1_1 DVA AP09



Easigrip Scissors

- Easigrip Scissors are extremely lightweight
- Handle automatically reopens the scissors when pressure is released

Code	Description
DLG271330	Easigrip Scissors Round – 45mm
DLG271340	Easigrip Scissors Pointed – 45mm
DLG271350	Easigrip Scissors Pointed – Long – 75mm

NDIS Item Code 03_090000911_0103_1_1 DVA AH12



Easigrip Chiropodist Scissors

- The long loop handles allow the whole hand to be used for control, ideal for those with a weak grip. Overall length of 200mm, and blade length of 30mm

Code	Description
DLG271360	Easigrip Chiropodist Scissors

NDIS Item Code 03_090000911_0103_1_1 DVA AH12



Long Handled Dustpan and Brush

- Plastic dustpan and soft bristled brush have long stems and plastic handles. Designed to reduce bending down to sweep up. The brush clips on to the dustpan stem for storage

Code	Description
DLG271500	Long Handled Dustpan & Brush – 970mm

NDIS Item Code 03_090000911_0103_1_1



Denture Brush with Suction Cup

- Suction brush to clean dentures & nails

Code	Description
DLG271190	Denture Brush w/ Suction Cup

NDIS Item Code 03_090000911_0103_1_1 DVA AU03



Denture Box

- Denture Box designed for bedside storage, complete with a lid
- Autoclavable for easy sanitising

Code	Description
DLG271060 *	Denture Box
WAT770800	Denture Cup 250ml (without lid)
WAT770850	Denture Cup Lid

NDIS Item Code 03_090000911_0103_1_1 DVA AU03



Book Stand

- Lightweight and stable stand holds books or magazines up and open
- Ideal as an aid for cooking or typing
- Folds flat for storage

Code	Description
DLG271560	Book Stand – 305 x 229mm

NDIS Item Code 03_090000911_0103_1_1 DVA AH04




SOS Safety Alert Bracelet

- Medical information locket worn as jewellery

Code	Description
DLG271950	Safety Alert Bracelet – SOS Ladies
DLG271951	Safety Alert Bracelet – SOSmens
GMS336150	Safety Alert Bracelet – Blank to Engrave

NDIS Item Code 03_090000911_0103_1_1



Dementia Care Glow Tape

- Luminescence substance which is visible for more than 100 hours
- Charged from overhead and natural lighting
- Suitable for adhesion to smooth, hard, non-porous

Code	Description
DCO100125	Glow Tape – 25mm x 10m Roll
DCO100130	Glow Tape – 50mm x 10m Roll

NDIS Item Code 03_090000911_0103_1_1 DVA BF02



Glow in the Dark Toilet Seat

- The Glow in the Dark Toilet Seats offer up to 12 hours glow time after 20 minutes exposure to adequate light source
- Appears a whitish colour in light and emits a soft, warm, blue glow at night.
- Safe, strong and durable

Code	Description	Warranty
DCO100150	Glow in the Dark Toilet Seat w/Lid	1 Year

NDIS Item Code 05_098800044_0103_1_2 DVA BF03

Dementia Care Wooden Toilet Seat



- Uses colour contrast to assist those to have visual perception difficulties
- Hinges can be fixed from either the top or bottom of the pan
- Fits most toilets

Code	Description
DCO100145	Wooden Toilet Seat w/Lid – Blue

NDIS Item Code 03_090000911_0103_1_1 DVA BF03


Orientation Signs



- Suitable for people with dementia who are becoming disorientated to place
- Signage should be placed at eye height and preferably on the door it relates to
- Adhesive back
- 300mm Length and 200mm Width

Code	Description	Warranty
DCS100105	Orientation Signs – Bathroom	1 Year
DCS100120	Orientation Signs – Bedroom	1 Year
DCS100135	Orientation Signs – Bedroom w/Name	1 Year
DCS100150	Orientation Signs – Dining Room	1 Year
DCS100180	Orientation Signs – Kitchen	1 Year
DCS100195	Orientation Signs – Laundry	1 Year
DCS100210	Orientation Signs – Stop (300 x 300mm)	1 Year
DCS100225	Orientation Signs – Telephone	1 Year
DCS100240	Orientation Signs – Toilet	1 Year
DCS100255	Orientation Signs – TV Room	1 Year
DCS100270	Orientation Signs – Wardrobe	1 Year

NDIS Item Code 05_098800044_0103_1_2 DVA BF02




Dementia Care Glowing Sheet

- Visible for 8–10 hours after 20 minutes of exposure to an adequate light source
- Can be cut into all of shapes and patterns applied to clean and dry surface
- Indoor durability is in excess of 5 years

Code	Description
DCO100135	Glowing A4 Vinyl Sheet with adhesive back
DCO100140	Glowing A3 Vinyl Sheet with adhesive back

NDIS Item Code 03_090000911_0103_1_1 DVA BF02



Glowing Surround for Lightswitch

- Plastic frame glows green in the dark, and is designed to stick (using adhesive) over the surrounds of an existing wall mounted light switch or power point
- The glow recharges using natural or artificial light
- Will glow for up to 12 hours

Code	Description
DCO100115	Glowing Surround for Lightswitch – Standard
DCO100120	Glowing Surround for Lightswitch – Slimline

NDIS Item Code 05_098800044_0103_1_2 DVA BF02

Etac Hair Washer



- Long handled washer to assist hair washing

Code	Description	Warranty
DLG272301	Hair Washer – Etac	1 Year

NDIS Item Code 03_090000911_0103_1_1

Long Handled Comb /Brush



- Designed for those having difficulty raising, bending or reaching
- Light weight moulded plastic handle with a push-on extension piece that is easily removed

Code	Description
DLD269340	Long Handled Comb – 460mm (235mm folded)
DLD269350	Long Handled Brush – 460mm (235mm folded)

NDIS Item Code 03_090000911_0103_1_1 DVA AU08

Personal Alarm

The 4G GPS-enabled SofiHub Secure provides family members with peace of mind. Live falls detection, SOS alerts, two-way voice calling, live location tracking.

(For details see Falls Prevention section).



Room Motion Monitor



- The Room motion monitor has a 3 year warranty, night light, talk back, sound sensitive light display, paging function, variable mute function, fully adjustable digital volume control, out of range/low battery warning, charging cradle included, rechargeable batteries included & in-use time up to 20 hours

Code	Description
DCO100155	Room Motion Monitor – Oricom Secure 520

NDIS Item Code 03_090000911_0103_1_1

Touch Lamp Light



- Square touch lamp with a brushed chrome base and matte opal glass diffuser
- LED and CFL compatible, touch on/off
- Modern look matte opal glass, 1.8m cord
- Recommended Globe type: B22

Code	Description
DLG272227	Lighting – Touch Lamp – 110 x 110 x 275mm

NDIS Item Code 03_090000911_0103_1_1 DVA BG03

Beon Sensor Light



- Install indoors or outdoors
- Fully adjustable
- Up to 15 metre range on the eye, can be reduced to a few inches by adjusting the eye
- Adjust left or right
- Adjustable timing settings from a few seconds to 15 minutes

Code	Description
DLG272230	Sensor Adapter (Globe Excluded) with fixing adaptor

NDIS Item Code 03_090000911_0103_1_1

Outdoor Sensor Light



- Sensing angle up to 120 degrees and range up to 12m
- Sensor can be pointed in the direction required. Manual override – light can be switched to stay on
- Selectable motion Timer: 1, 5, or 10 minutes

Code	Description
DLG272215	Lighting – Outdoor Sensor Light

NDIS Item Code 03_090000911_0103_1_1

Pressure Activated Mat and Alarm



- Slide the pressure sensitive pad under your doormat to be notified if someone steps on it
- Battery operated and supplied with amounting bracket

Code	Description
DCO100270	Pressure Activated Mat and Alarm

Doorbell Alarm



- Sound is accompanied by several bright flashes from the receiver's built in strobe light, which makes it much easier for a hearing impaired person to know that someone is at the door
- Can be taken from room to room, or even used outdoors and will work up to 30 metres from the transmitter button

Code	Description
DLG272100	Doorbell – High Vol Wireless w/ Strobe and Lanyard (4x C-Cell Batteries – not included)

NDIS Item Code 03_090000911_0103_1_1 DVA AA11

Retractable Garden Hose



- 20m Retractable Hose Reel with Spray Gun has a unique lid which allows you to look inside the reel & inspect the hose
- Retractable hose reel easily mounts to a wall or fence using the heavy duty bracket

Code	Description
DLG272240	Retractable Garden Hose – 20mm x 20m
DLG272241*	Retractable Garden Hose – 30m Lithium-ion
DLG272242*	Auto Wind Hose Reel – Pope 12mm x 20m
DLG272243*	Auto Wind Hose Reel – Pope 12mm x 30m

NDIS Item Code 03_090000911_0103_1_1 DVA BG04

EcoDry Clothes Line



- Height Adjustability – It can be easily changed from 95cm to 142cm, with 16 lines of drying space
- Line Tensioning System – Eliminates line sagging, with a twist of a lever
- Hidden Wheels – makes moving easier

Code	Description
DLG272257	EcoDry Clothes Line

NDIS Item Code 03_090000911_0103_1_1 DVA AH17

Mrs. Peggs Handy Line



- Light and ultra-strong clothes drying rack that can be left outside or folded for easy storage
- Available in a Deluxe Stainless Steel model (pictured) and a Standard Powder Coated model

Code	Description
DLG272255S*	Standard Handy Line – Small – 1630 x 610mm
DLG272255L*	Standard Handy Line – Large – 1730 x 760mm
DLG272256S	Deluxe Handy Line – Small – 1630 x 610mm
DLG272256L	Deluxe Handy Line – Large – 1730 x 760mm

NDIS Item Code 03_090000911_0103_1_1 DVA AH17

Tab-timer Automated Pill Dispenser



- 28 Pill compartment design
- Up-to 6 alarms per day.
- Can be preloaded for 7 to 28 days
- Lockable pill dispenser, ensures only the right dose is accessible

Code	Description
DCO100175	Carousel Automated Pill Dispenser with clear lid

NDIS Item Code 03_090000911_0103_1_1 DVA BF06



Pill Box Reminder

- Up-to 4 alarms per day
- 3 compartments for storing different medications
- 24 hour clock, LCD display
- 1x LR44 size battery included
- Unit Dimensions: 120 x 45 x 23mm

Code	Description
DCO100190	Pill Box Reminder

NDIS Item Code 03_090000911_0103_1_1 DVA BF06



Reminding Clock

- Up to 4 alarms per day – square reminder
- Alarms sound 3 times then every minute until confirmed
- 12 hour clock with LCD display
- 2x AAA size batteries included
- Unit Dimensions: 69 x 49 x 15mm

Code	Description
DCO100195	Tabtimer Automated Pill Dispenser

NDIS Item Code 03_090000911_0103_1_1 DVA BF01



Cupboard C-Lock

- Solution to keep your little ones out of cupboards and drawers. Simple click into place and lock to stop access
- Easy installation
- Light weight plastic to prevent injury

Code	Description
DCO100225	Cupboard C-Lock

NDIS Item Code 03_090000911_0103_1_1 DVA BF11



Oven or Microwave Lock

- Silver Range microwave and Oven Locks are suitable for most ovens, microwave ovens, dishwashers, washing machines and clothes driers
- Strong and durable construction, heat-resistant adhesive, easy to install

Code	Description
DCO100230	Oven or Microwave Lock

NDIS Item Code 03_090000911_0103_1_1



Easy-to-Read Alarm Clock

- Displays in non-abbreviated words the day of the week, time and date in large text up to 190mm high
- Useful tool for people living with memory impairment

Code	Description
DCO100205	Easy-to-read Alarm Clock

NDIS Item Code 03_090000911_0103_1_1 DVA BF01



Talking Alarm Clock Kit with AC Adaptor

- Record up to 6 custom alarm messages
- Alarm Sounds Periodically until the red button is pressed
- Integrated Dual Speakers ensure the alarm is always heard
- Large-Type LCD Display with Light
- Batteries included

Code	Description
DCO100200K	Talking Alarm Clock with AC Adaptor Kit

NDIS Item Code 03_090000911_0103_1_1 DVA BF01



Cabinet Corner Lock

- Helps keep children safe from harm and are suitable for corner drawers, cabinets, appliances and laundry cabinets

Code	Description
DCO100215	Cabinet Corner Lock

NDIS Item Code 03_090000911_0103_1_1 DVA BF11



Stove Knob Safety Locking Cover

- Swivel Appliance Latches with heat-resistant adhesive
- Colour indicator shows if the lock is
- Strong and durable construction
- Easy to install

Code	Description
DCO100240	Stove Knob Safety Locking Cover

NDIS Item Code 03_090000911_0103_1_1 DVA BF11



Automatic Calendar Clock

- Reliable German movement and an automatic calendar function that self-adjusts for leap years
- Ideal clock wherever people are completing forms and reminders

Code	Description	Warranty
DCT100105	Automatic Calendar Clock	1 Year

NDIS Item Code 03_090000911_0103_1_1 DVA BF01



Reminder Watch

- Never forget to take your medications again with this outstanding vibrating watch
- Smaller watch body case, easy to read time digits, attractive Styling, water resistant, automatic Leap Year Handling

Code	Description
DCO100210	Reminder Watch

NDIS Item Code 03_090000911_0103_1_1 DVA BF01



Magnetic Cupboard Lock

- Ultimate child safety product
- Automatically locks when closed, but disengaging clip means door can remain unlocked when necessary
- Not visible from the outside
- One key opens all the locks in the pack

Code	Description
DCO100250	Magnetic Cupboard Lock

NDIS Item Code 03_090000911_0103_1_1 DVA BF11



Internal Cupboard Lock

- Prevent your child from getting into cupboards with our effective and easy to use Safety Catch
- Comes in a pack of 6
- Easy self adhesive installation
- White in colour

Code	Description
DCO100235	Internal Cupboard Lock

NDIS Item Code 03_090000911_0103_1_1 DVA BF11



Calendar Clock

- The 300mm clock face and easy-to-read day and date calendar can be easily read up to 15 meters away
- The clock includes a reliable German movement and an automatic calendar function that self-adjusts for leap years

Code	Description	Warranty
DCT100110	Calendar Clock	1 Year

NDIS Item Code 03_090000911_0103_1_1 DVA BF01



Day of the Week Calendar Clock

- The 12 hour format has an AM/PM indicator and the day of the week
- Large calendar clock is easily read from 20 meters and the clean design is ideal in both home and business interiors

Code	Description	Warranty
DCT100100	Day of the Week Calendar Clock	1 Year

NDIS Item Code 03_090000911_0103_1_1 DVA BF01



Power Point Plug Protectors

- Outlet Plug Protectors designed to prevent electrical shock
- Each durable plastic plug fits into any standard Australian outlet, preventing people from putting fingers or small objects into the socket

Code	Description
DCO100245	Power Point Plug Protectors

NDIS Item Code 03_090000911_0103_1_1 DVA BF11




Fridge Lock

- Prevent your child from getting into the refrigerator with the Perma Child
- Safety easy to use refrigerator lock. Removes cleanly leaving no marks or surface damage
- Easy self adhesive installation

Code	Description
DCO100220	Fridge Lock

NDIS Item Code 03_090000911_0103_1_1 DVA BF11



Non-Slip Indoor Mat

- Reduce the risk of falls and the risk of tripping at home. Featuring a heavy duty rubber backing with ultra grip cleats
- Non slip indoor mat
- Suitable for tiled, timber or lino surfaces
- Anti-trip safety border
- Crush resistant pile traps dirt
- Nine colour choices
- Five sizes including hall runner

- Sweep or hose clean
- Can be machine washed and tumble dried

Code	Description
DLG272200B	Non-slip Indoor Mat – 45 x 70cm – Black
DLG272200BE	Non-slip Indoor Mat – 45 x 70cm – Beige
DLG272205B	Non-slip Indoor Mat – 60 x 85cm – Black
DLG272205BE	Non-slip Indoor Mat – 60 x 85cm – Beige
DLG272210B	Non-slip Indoor Mat – 85 x 120cm – Black
DLG272210BE	Non-slip Indoor Mat – 85 x 120cm – Beige

NDIS Item Code 03_090000911_0103_1_1 DVA BG01



Just Right Electric Height Adjustable Desk

- Dual linear actuators
- Arise Basix height adjustable desk frame can be configured to accommodate your own desktop with different size
- 2-Leg design creates free space
- 3 stage Leg design enables height adjustment up to 1230mm
- Sedentary alert
- Constant speed control

- Reliable 100% Aging Test qualified
- Low standby power consumption, U. S. EPA and European ERP compliant
- With 3 pre-set heights memory control box
- Built in cable tray

Code	Description
FUO070900	Just Right Electric Height Adjustable Desk – 1600 x 800mm – Beech

NDIS Item Code 03_090000911_0103_1_1

Facility Furniture

- 186 Custom Furniture
- 188 Highbacks, Lounges
& Armchairs
- 190 Day Chairs
- 192 Lift Recliners
- 195 Tables
- 197 Bedside Cabinets
& Storage



Custom Furniture



Custom Furniture

CUSTOM UPHOLSTERY OPTIONS

WARWICK ANDREAS



MATERIALIZED PRINTS



WARWICK BRONX



WARWICK OTWAY



Design, Manufacture, Deliver



We offer a wide range of furniture that is sampled within this section, as well as the option of customised pieces. We will consult with you and strive to understand the details required to achieve the designs you desire. Whether we manufacture to suit or source and customise as required, we always ensure the highest quality standards are met. Your new furniture will be protected and delivered on time with the utmost care.

The Projects by Aidacare Display Centre also enables you to experience first hand all of the modern healthcare furnishings and equipment for your Greenfield and Brownfield developments and commercial projects. See start of the catalogue for more information on Projects by Aidacare.

CUSTOM FRAME OPTIONS


Wood GRAIN *

Beech
Victorian Ash
Tasmanian Oak


Metal FRAME FINISHES

Stainless Steel
Brass
Copper
Aluminium

PREMIUM STAINS & LAMINATE



SELECT STAINS & LAMINATE



* All Select and Premium stains can be applied to any of the wood grains listed.

WARWICK LUSTRELL CHARISMA VINYL



Highbacks Lounges & Armchairs



Highbacks, Lounges & Armchairs



Rosebud
Lounge Chair



Leeton
2 Seater Lounge



Kew Highback
2 Seater Lounge



Florence Armchair



Sienna Armchair



Valencia Armchair



Froya Armchair


All Highback, Lounge and Armchairs can be manufactured in customised upholstery and frame finishes.

Images shown are for illustrative purposes only and may vary from custom options available.



If you need more information refer to ATAMA Living Furniture Catalogue

AVAILABLE CONFIGURATIONS



Jordan
Lounge Chair



Surrey
Lounge Chair



Dublin
Highback Armchair



Penny
Highback Armchair



Code	Description	Overall Width	Overall Depth	Overall Height	Seat Width	Seat Depth	Seat Height	Backrest Height
FUL100220	Jordan - 1 + 2 Seater	780mm	860mm	1040mm	500mm	480mm	490mm	600mm
FUL100290	Surrey - 1 + 2 Seater	700mm	840mm	1050mm	500mm	500mm	490mm	600mm
FUA500100	Dublin	660mm	790mm	1105mm	500mm	535mm	500mm	640mm
FUA500170	Penny	770mm	660mm	1105mm	490mm	530mm	500mm	630mm

*Alternative leg options available upon request.




Saki Armchair



Dorset Armchair



Diana Armchair



Epping Armchair

Code	Description	Overall Width	Overall Depth	Overall Height	Seat Width	Seat Depth	Seat Height	Backrest Height
FUL100350	Rosebud - 2 + 3 Seater	720mm	740mm	955mm	540mm	520mm	490mm	520mm
FUL100280	Leeton - 1 + 2 Seater	1200mm	780mm	800mm	1000mm	520mm	490mm	370mm
FUL100210	Kew Highback - 1 + 2 Seater	1200mm	840mm	1040mm	1000mm	490mm	490mm	600mm
FUA100140	Florence	600mm	540mm	860mm	480mm	470mm	460mm	440mm
FUA100180	Sienna	560mm	590mm	860mm	480mm	480mm	490mm	360mm
FUA100320	Valencia	580mm	570mm	900mm	490mm	440mm	510mm	440mm
FUA100160	Froya	590mm	530mm	830mm	480mm	440mm	470mm	420mm
FUA100450	Saki	580mm	590mm	810mm	465mm	460mm	470mm	360mm
FUA100490	Dorset	600mm	640mm	890mm	440mm	430mm	520mm	420mm
FUA100430	Diana	580mm	630mm	880mm	490mm	450mm	460mm	470mm
FUA500120	Epping	610mm	800mm	1040mm	450mm	500mm	510mm	610mm

*Alternative leg options available upon request.

Day Chairs



Day Chairs are held in stock and available immediately in the finishes shown under each item. Custom Finishes are also available for some items where indicated.

KEY

CUSTOM FINISHES Customisable Upholstery



Classic Lowback Day Chair

Finish Options

Slate Vinyl

Champagne Vinyl

Cream Frame



Classic Highback Day Chair

Finish Options

Slate Vinyl

Champagne Vinyl

Cream Frame



Adjustable Highback Day Chair

Finish Options

Ink Vinyl

Latte Vinyl

Cream Frame



Pressure Reducing Adjustable Highback Day Chair

Finish Options

Ink Multistretch

Cream Frame

Code	Description	Overall Width	Overall Depth	Overall Height	Seat Width	Seat Depth	Seat Height	Backrest Height	S.W.L
CHP208005 - Slate CHP208000 - Champagne	Classic Lowback	580mm	500mm	865 - 1015mm	460mm	440mm	450 - 605mm	440mm	160kg
CHP208055 - Slate CHP208050 - Champagne	Classic Highback	645mm	600mm	1160 - 1312mm	490mm	490mm	425 - 610mm	720mm	160kg
CHP208025 - Ink CHP208030 - Latte	Adjustable Highback	575 - 675mm	760 - 860mm	1070 - 1220mm	510 - 610mm	475 - 590mm	410 - 530mm	740 - 790mm	160kg
CHP208035 - Ink	Pressure Reducing Highback	575 - 675mm	760 - 860mm	1070 - 1220mm	510 - 610mm	475 - 590mm	410 - 530mm	740 - 790mm	160kg

Day Chairs



Maxi Adjustable Deluxe

Finish Options

Black Vinyl

Cream Frame



Maxi Adjustable Classic

Finish Options

Blue Vinyl

Cream Frame



Maxi Adjustable Day Chair

Finish Options

Burgundy Vinyl

Cream Frame



BC2 Waterfall Highback Day Chair

Finish Options

Ink Vinyl

Latte Vinyl

Oatmeal

Mocha

Cream Frame

CUSTOM FINISHES



BC1 Lowback Day Chair

Finish Options

Ink Vinyl

Latte Vinyl

Cream Frame



BC1 Highback Day Chair

Finish Options

Ink Vinyl

Latte Vinyl

Cream Frame



BC1 Kingsize Highback Day Chair

Finish Options

Ink Vinyl

Cream Frame



BC4 Highback Day Chair

Finish Options

Ink Vinyl

Latte Vinyl

Cream Frame

Code	Description	Overall Width	Overall Depth	Overall Height	Seat Width	Seat Depth	Seat Height	Backrest Height	S.W.L
CHP208020 - Black	Maxi Adjustable Deluxe	785 - 985mm	670mm	1120 - 1440mm	785 - 985mm	500 - 670mm	390 - 540mm	730 - 900mm	310kg
CHP208015 - Blue	Maxi Adjustable Classic	785 - 985mm	670mm	1120 - 1440mm	785 - 985mm	500 - 670mm	390 - 540mm	730 - 900mm	310kg
CHP208010 - Burgundy	Maxi Adjustable	785 - 985mm	670mm	1120 - 1440mm	785 - 985mm	500 - 670mm	390 - 540mm	730 - 900mm	310kg
CHP196799 - Ink CHP196800 - Latte CHP208075 - Oatmeal CHP208076 - Mocha	BC2 Waterfall Highback	730mm	740mm	1020 - 1190mm	510mm	490mm	400 - 550mm	680mm	160kg
CHP196700 - Ink CHP196701 - Latte	BC1 Lowback	730mm	740mm	840 - 990mm	510mm	490mm	370 - 520mm	480mm	160kg
CHP196500 - Ink CHP196501 - Latte	BC1 Highback	730mm	740mm	990 - 1140mm	510mm	490mm	370 - 520mm	650mm	160kg
CHP196510 - Ink	BC1 Kingsize Highback	820mm	740mm	990 - 1140mm	600mm	490mm	370 - 520mm	650mm	200kg
CHP196810 - Ink CHP196811 - Latte	BC4 Highback	630mm	780mm	990 - 1170mm	510mm	440 - 550mm	440 - 590mm	600mm	160kg

Lift Recliners



Lift Recliners



Matisse Quattro Lift Recliner

Finish Options

Fog Microsuede



Renoir Quattro Lift Recliner

Finish Options

Dusk Microsuede



Monet Dual Action Recliner

Finish Options

Canyon Ocean Microsuede

Recliners are held in stock and available immediately in the finish options shown for each item. Custom Finishes are also available for some items where indicated.

KEY

CUSTOM FINISHES Customisable Upholstery

Motorised Product



Raphael Quattro Lift Recliner

Finish Options

Bronze Microsuede

Marina Grey Microsuede

Nordic Stone Vinyl

CUSTOM FINISHES



Da Vinci Quattro Lift Recliner

Finish Options

Latte Microsuede

Gunmetal Microsuede



Rembrandt Quattro Lift Recliner

Finish Options

Canyon Walnut Microsuede



Signature Dual Action Lift Recliner

Finish Options

Heritage Vinyl

Lagoon Microsuede*

Mink Microsuede*



Signature Space Saver Lift Recliner

Finish Options

Heritage Vinyl

Lagoon Microsuede*

Mink Microsuede*



Porto Zero Gravity Lift Recliner

Finish Options

Fawn Microsuede

*Warwick Global Microsuede

Code	Description	Size	Overall Width	Overall Height	Seat Width	Seat Depth	Seat Height	Backrest Height	S.W.L
CHP227290 - Bronze	Raphael Quattro	Small	740mm	1060mm	480mm	480mm	470mm	630mm	130kg
CHP227300 - Bronze CHP227301 - Marina Grey CHP227302 - Nordic Stone	Raphael Quattro	Medium	780mm	1090mm	520mm	500mm	470mm	680mm	130kg
CHP227310 - Bronze CHP227311 - Marina Grey CHP227312 - Nordic Stone	Raphael Quattro	Large	810mm	1080mm	550mm	530mm	500mm	700mm	130kg
CHP227320 - Bronze CHP227321 - Marina Grey	Raphael Quattro	Maxi	930mm	1050mm	540mm	650mm	510mm	650mm	220kg
CHP227510 - Gunmetal CHP227520 - Fog CHP227500 - Latte CHP227530 - Dove	Da Vinci	Medium	870mm	1050mm	530mm	500mm	480mm	630mm	159kg
CHP227550 - Canyon Walnut	Rembrandt Quattro	Medium	1015mm	1095mm	560mm	535mm	495mm	600mm	159kg

Code	Description	Size	Overall Width	Overall Height	Seat Width	Seat Depth	Seat Height	Backrest Height	S.W.L
CHP227560 - Fog	Matisse	Medium	965mm	1067mm	571mm	546mm	500mm	730mm	159kg
CHP227580 - Dusk	Renoir	Medium	800mm	1050mm	550mm	550mm	450mm	710mm	130kg
CHP227540 - Canyon Ocean	Monet Quattro	Medium	890mm	1065mm	560mm	535mm	495mm	570mm	159kg
CHP228200 - Mink CHP228210 - Lagoon CHP228220 - Heritage	Signature Dual Action	Small	980mm	740mm	480mm	460 - 515mm	480mm	508mm	145kg
CHP228230 - Mink CHP228240 - Lagoon CHP228250 - Heritage	Signature Dual Action	Medium	1050mm	780mm	510mm	490 - 515mm	480mm	620mm	145kg
CHP228260 - Mink CHP228270 - Lagoon CHP228280 - Heritage	Signature Dual Action	Large	1110mm	780mm	540mm	510 - 535mm	500mm	650mm	155kg
CHP228100 - Mink CHP228110 - Lagoon CHP228120 - Heritage	Signature Space Saver	Small	980mm	740mm	480mm	460 - 515mm	480mm	508mm	145kg
CHP228130 - Mink CHP228140 - Lagoon CHP228150 - Heritage	Signature Space Saver	Medium	1050mm	780mm	510mm	490 - 515mm	480mm	620mm	145kg
CHP228160 - Mink CHP228170 - Lagoon CHP228180 - Heritage	Signature Space Saver	Large	1110mm	780mm	540mm	510 - 535mm	500mm	650mm	155kg
CHP227200 - Fawn	Porto Zero Gravity	Petite	770mm	1120mm	490mm	500mm	490mm	690mm	150kg



Maui Dual Action Lift Recliner

Finish Options

Mocha Quilted Upholstery



Verona Space Saver Lift Recliner

Finish Options

Mushroom Quilted Upholstery



Oregon Lift Recliner

Finish Options

Charcoal Fabric

Latte Vinyl



Idaho Lift Recliner

Finish Options

Charcoal Fabric

Latte Vinyl



Montana Single Action Maxi Lift Recliner

Finish Options

Bronze Microsuede



Altitude Vertical Lift Recliner

Finish Options

Bitter Chocolate Multistretch

Beige Vinyl



Cove Recliner

Finish Options

Grey Multistretch

Andreas Pumice Warwick

Navy Multistretch

Bronx Steel Warwick



Nordic Mobicline Recliner

Finish Options

Ink Vinyl

Latte Vinyl

Code	Description	Size	Overall Width	Overall Height	Seat Width	Seat Depth	Seat Height	Backrest Height	S.W.L
CHP227110 - Mocha	Maui Dual Action	Medium	780mm	1100mm	540mm	500mm	500mm	630mm	130kg
CHP227100 - Mushroom	Verona Space Saver	Medium	780mm	1100mm	540mm	500mm	500mm	630mm	130kg
CHP227150 - Charcoal CHP227155 - Latte	Oregon	Medium	800mm	1100mm	480mm	480mm	480mm	620mm	150kg
CHP227160 - Charcoal CHP227165 - Latte	Idaho	Medium	800mm	1100mm	480mm	480mm	480mm	620mm	150kg
CHP227400 - Bronze	Montana Single Action	Maxi	930mm	1050mm	650mm	540mm	510mm	650mm	220kg
CHP227700 - Bitter Chocolate/Beige	Altitude Vertical	-	710mm	1200 - 1340mm	510mm	520mm	560 - 700mm	710mm	150kg
CHP198960 - Grey / Andreas Pumice CHP198965 - Navy / Bronx Steel	Cove	Medium	775mm	1210mm	530mm	Min. 520 Max. 590	530mm	710mm	160kg
CHP198970 - Grey / Andreas Pumice CHP198975 - Navy / Bronx Steel	Cove	Large	825mm	1285mm	580mm	Min. 520 Max. 590	540mm	770mm	160kg
CHP194715 - Ink CHP194700 - Latte	Nordic Mobicline	-	690mm	1120mm	530mm	490mm	530mm	680mm	140kg

Tables



All Tables may be customised to any of the premium or select stains available.

Images shown are for illustrative purposes only and may vary from custom options available.

KEY

AVAILABLE CONFIGURATIONS

- Large Square
- Large Round
- Large Rectangle
- Square
- Round
- Rectangle
- Oval
- Oval



Lily Coffee Table Range



Space Coffee Table Range



Peniche Coffee Table

Code	Description	Overall Length	Overall Width	Overall Height
FUT100210	Lily Coffee Table	500mm	500mm	450mm
FUT100200	Lily Coffee Table	600mm	600mm	450mm
FUT100190	Lily Coffee Table - Round	500mm ø	-	450mm
FUT100220	Lily Coffee Table	1200mm	600mm	450mm
FUT100230	Space Coffee Table - Round (Laminate)	600mm ø	-	550mm
FUT100250	Space Coffee Table - Round (Veneer)	600mm ø	-	550mm
FUT100240	Space Coffee Table - Round (Laminate)	1100mm ø	-	550mm
FUT100260	Space Coffee Table - Round (Veneer)	1100mm ø	-	550mm
FUT100110	Peniche Coffee Table - Round	500mm ø	-	500mm



Piccolo Side Table



Signature Dining Table Range



Solo Dining Table



Bedside Cabinets & Storage



Via Dining Table




Clover Leaf Dining Table



All Cabinets may be customised to any of the premium or select stains available.

Images shown are for illustrative purposes only and may vary from custom options available.



Freya Bedside Cabinet



Freya Premium Bedside Cabinet



Belmont Bedside Cabinet

Code	Description	Overall Length	Overall Width	Overall Height
FUT300110	Piccolo Side Table	450mm ø	-	600mm
FUT500140	Signature Dining Table	1000mm	1000mm	750mm
FUT500150	Signature Dining Table (Laminate)	1000mm	1000mm	750mm
FUT500120	Signature Dining Table	1800mm	900mm	750mm
FUT500130	Signature Dining Table (Laminate)	1800mm	900mm	750mm
FUT500160	Signature Dining Table - Round	1000mm ø	-	750mm
FUT500170	Signature Dining Table - Round (Laminate)	1000mm ø	-	750mm
FUT020260	Solo Dining Table	900mm ø	-	750mm
FUT500190	Via Dining Table	900mm	900mm	750mm
FUT500110	Clover Leaf Dining Table	1200mm	1200mm	760mm

Code	Description	Overall Width	Overall Depth	Overall Height
BEA826260	Freya Bedside Cabinet	495mm	450mm	700mm
BEA826280	Freya Premium Bedside Cabinet (Veneer)	500mm	450mm	700mm
BEA826270	Freya Premium Bedside Cabinet (Laminate)	500mm	450mm	700mm
BEA826230	Belmont Bedside Cabinet (Veneer)	470mm	450mm	715mm
BEA826360	Belmont Bedside Cabinet (Laminate)	470mm	450mm	715mm

All Bedside Cabinets come standard with built in lock.



Duke Mini Bedside Cabinet



Duke Wide Bedside Cabinet



Hansel Bedside Cabinet



Austin Bedside Cabinet



With Hutch



Derik Bedside Cabinet



With Hutch



Chelsea Bedside Cabinet



With Hutch



Acute Bedside Cabinet



Regent Bedside Cabinet



With Pull Out Top Shelf



Belinda Bedside Cabinet



With Hutch



Austin Wardrobe

- Available in Slim -



Belinda Wardrobe

Code	Description	Overall Width	Overall Depth	Overall Height
BEA826210	Duke Mini Bedside Cabinet (Veneer)	500mm	450mm	700mm
BEA826200	Duke Mini Bedside Cabinet (Laminate)	500mm	450mm	700mm
BEA826220	Duke Wide Bedside Cabinet (Veneer)	570mm	450mm	750mm
BEA826290	Hansel Bedside Cabinet	495mm	450mm	700mm
BEA826380	Acute Bedside Cabinet	465mm	525mm	840mm
BEA826250	Regent Bedside Cabinet (Veneer)	475mm	450mm	705mm

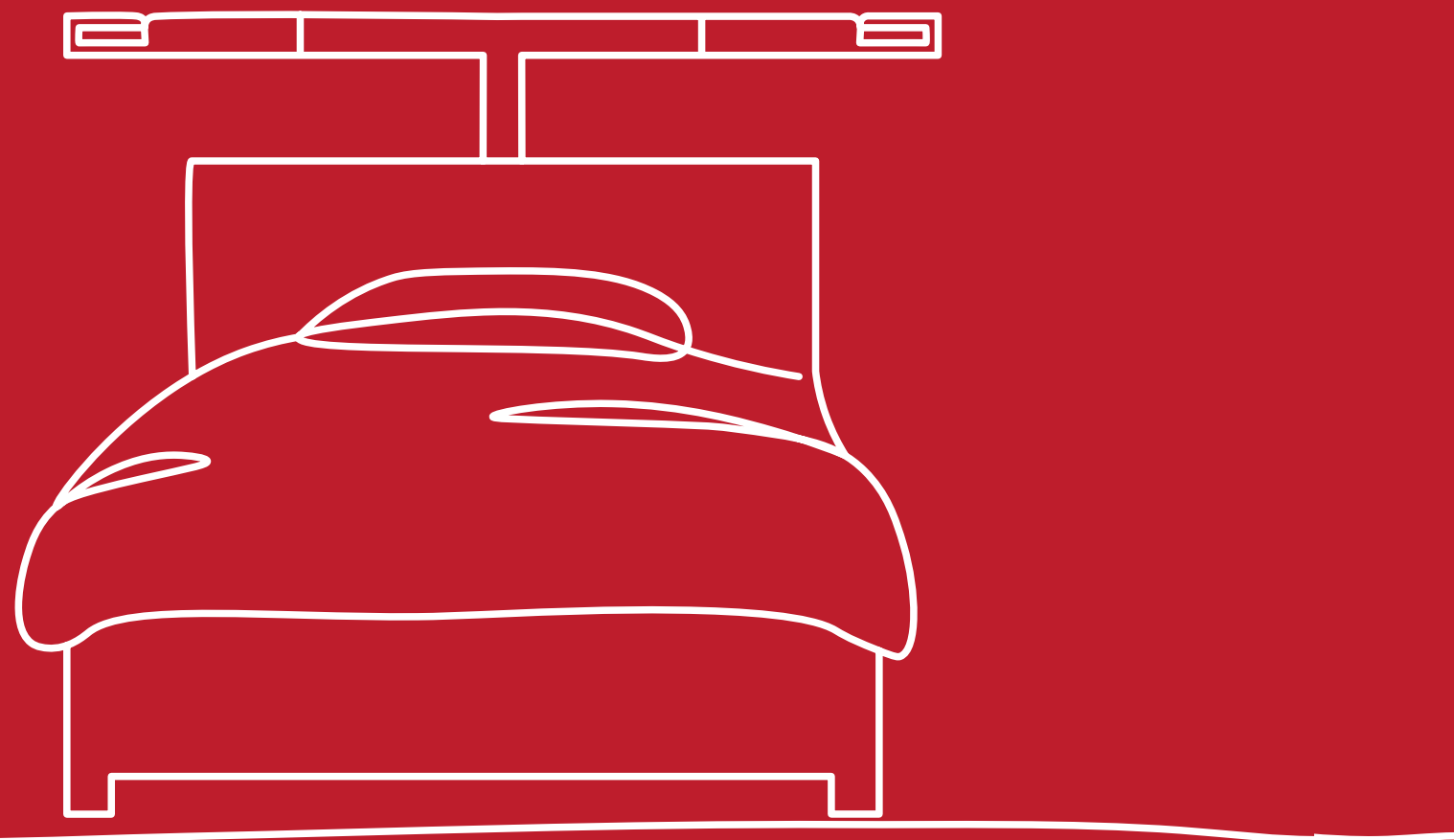
All Bedside Cabinets come standard with built in lock.

Code	Description	Overall Width	Overall Depth	Overall Height
BEA826300	Austin Bedside Cabinet	465mm	450mm	810mm
BEA826305	Austin Bedside Cabinet + Hutch	465mm	450mm	1020mm
BEA826340	Derik Bedside Cabinet	465mm	450mm	810mm
BEA826350	Derik Bedside Cabinet + Hutch	465mm	450mm	1020mm
BEA826320	Chelsea Bedside Cabinet	465mm	450mm	810mm
BEA826330	Chelsea Bedside Cabinet + Hutch	465mm	450mm	1020mm
BEA826310	Belinda Bedside Cabinet	465mm	450mm	810mm
BEA826315	Belinda Bedside Cabinet + Hutch	465mm	450mm	1020mm
BEA826520	Austin Slim Wardrobe	465mm	570mm	1800mm
BEA826530	Austin Wardrobe	605mm	570mm	1800mm
BEA826540	Belinda Wardrobe	655mm	570mm	1800mm


All Bedside Cabinets come standard with built in lock.

Falls Prevention

- 202 Invisabeam Alarms
- 205 Alerta Alarms
- 208 Cura Alarms
- 211 Aspire Lifecomfort Fall Safety Mat
- 212 Sofihub



Invisabeam Alarms




INVISA-BEAM Dual Beam Bed Monitor

INVISA-BEAM



- Aids for falls prevention from beds.
- Alerts the nurse at the earliest stage, when the patient attempts to leave the bed
- Patient security can help prevent unauthorised entry to the bed
- Alerts the staff of any unauthorised entry to the bed
- Monitors both sides of the bed with precise invisible beams
- Total Wireless Operation
- Bed free of equipment and cables
- Hands-free: a bonus for infection control
- Monitor alarm cancels when the nurse enters the field of the bed (with Invisalert or entry pass only)
- Monitor alarm automatically resets when the nurse leaves the bed (with Invisalert or entry pass only)
- Activity at the bedside can be recorded – a management tool (optional)
- Can be used for lowered beds; also for bariatrics
- Invisa-beam® uses heavy duty, industrial German sensors, they have been in use forever 20 years without faults



1 YEAR WARRANTY

Code	Description
BEA007216	Dual Beam Monitor w/ Mono & Stereo
BEA007217	Dual Beam Monitor w/ Remote Alarm
BEA007218	Dual Beam Monitor w/ Invisalert

NDIS Item Code 05_222718111_0103_1_2

Invisabeam Alarms

Entry Pass

INVISA-BEAM



The Entry Pass is like a master key. It allows the nurse free access to the patient without worrying about switches.

When the nurse attends to the patient in response to an alarm:

- The Entry Pass cancels the alarm
- The bed monitor alarms automatically resets when the nurse leaves the bed

Code	Description
BEA007211	Entry Pass
BEA007212	5 Card Charger

NDIS Item Code 05_222718111_0103_1_2

INVISALERT

INVISA-BEAM



INVISALERT allows the nurse free access to the patient without worrying about switches.

When the nurse attends to the patient in response to an alarm:

- Displays the location of the alarm source – Bed and Room
- Vibrating Alarm
- Audible Alarm

- INVISALERT cancels the alarm
- Allows the bed monitor to reset once the nurse has left

Code	Description
BEA007214	Invisalert Pager
BEA007255	3.7V Rechargeable Battery Pack
BEA007256	Power Supply Charger

NDIS Item Code 05_222718111_0103_1_2

Central Processor

INVISA-BEAM



The Central Processor collects and stores the following information.

- Information compiled can be used as a management tool to form a patient activity profile of peak times when a fall is likely to occur
- Help reduce falls and save nursing time

- Ward
- Bed
- Patient
- Alarm time
- Alarm source– either patient or nurse

Code	Description
BEA007209	Dual Beam – CPU

NDIS Item Code 05_222718111_0103_1_2

Additional Accessories

Code	Description
BEA007210	Range Extender
BEA007215	Remote Alarm with Power Supply

NDIS Item Code 05_222718111_0103_1_2

DIALABEAM Monitor

INMISA-BEAM



- This is a 2 in 1 monitoring system. You can adjust the beam length to monitor movement from a chair, or with a simple turn of the knob change the beam length to monitor a bed
- It monitors the width of the chair or the length of the bed
- It is also useful for doorways and bathrooms, as a wanderers or entry/exit alarm
- It can be operated by power or battery
- The height is adjustable

Code	Description
BEA007225	Monitor w/ Mono & Stereo Plug
BEA007226	Monitor w/ Remote Alarm
BEA007227	Monitor w/ Invisalert

NDIS Item Code 05_222718111_0103_1_2

Bed Monitor

INMISA-BEAM



- Standard Bed Monitor is attached to the bed head to monitor the side of the bed
- Power Operated
- It monitors the length of the bed with precise, invisible beams

Code	Description
BEA007200	Bed Monitor w/ Mono & Stereo Plug
BEA007201	Bed Monitor w/ Remote Alarm

NDIS Item Code 05_222718111_0103_1_2

Free-Standing MPM Monitor

INMISA-BEAM



- Free-standing Bed Monitor stands at the head of the bed to monitor the side of the bed
- Power operated
- The height is adjustable for lowered beds

Code	Description
BEA007220	MPM Bed Monitor w/ Mono & Stereo Plug
BEA007221	MPM Bed Monitor w/ Remote Alarm
BEA007222	MPM Bed Monitor w/ Invisalert

NDIS Item Code 05_222718111_0103_1_2

Chair Monitor

INMISA-BEAM



- Uses an invisible beam to monitor a defined distance in front of a chair
- Listed Medical Device ARTG Number 173590. Conforms to Standards AS/NZS 3200.1 and IEC 60601.1
- Portable and battery operated
- Wireless Communication – locate in front of a chair or a door
- To be used with remote alarm or pager
- Align the sensor in front of the chair or across a doorway

Code	Description
BEA007204	Chair Monitor w/ Remote Alarm
BEA007205	Chair Monitor w/ Pager
BEA007206	Chair Monitor Battery Charger

NDIS Item Code 05_222718111_0103_1_2

Alerta Alarms




Chair Alertamat

alerta



- Simple plug and play ensures carer can quickly set up the Alertamat and have it operating with ease
- Most effective when concealed under a wheelchair or chair cushion, pro-actively giving advanced warning of any patient at risk of falling
- Comes with alarm monitor enabling it to function as a standalone system but can also be easily connected to a centralised nurse call system
- Supplied with chair mat, alarm monitor and cables (stereo & mono)

Code	Description	Length	Width	Warranty
BEA007600**	Chair Alertamat System (includes pad, monitor & cables)	380mm	250mm	1 Year
BEA007560	Wireless Chair Alertamat System (includes pad, monitor)	380mm	250mm	1 Year
BEA007657	Wireless Chair Alertamat – mat only	380mm	250mm	1 Year



BEA007655	Chair Pad	BEA007625*	Nurse Call Button – Mono
BEA007665	Alarm Monitor	BEA007630*	Nurse Call Button – Stereo
BEA007685	Stereo Cable	BEA007632	Wireless Nurse Call – Button only
BEA007690	Mono Cable	BEA007631	Wireless Nurse Call Button System
BEA007635	Double Adaptor – Mono	BEA007685*	Wireless Receiver Cable – Stereo
BEA007640	Double Adaptor – Stereo	BEA007690*	Wireless Receiver Cable – Mono
BEA007645	Extension Cable – Mono	BEA007650*	Extension Cable – Stereo

NDIS Item Code 05_222718111_0103_1_2 ** DVA AA16


Bed Alertamat

alerta



- Simple plug and play ensures carer can quickly set up the Alertamat and have it operating with ease
- Most effective when concealed under a mattress, giving advanced warning of any patient at risk of falling if they attempt to leave their bed
- Comes with alarm monitor enabling it to function as a standalone system but can also be easily connected to a centralised nurse call system
- Supplied with chair mat, alarm monitor and cables (stereo & mono)

Code	Description	Length	Width	Warranty
BEA007605**	Bed Alertamat System (includes pad, monitor & cables)	760mm	250mm	1 Year
BEA007565	Wireless Bed Alertamat System (includes pad, monitor & cables)	760mm	250mm	1 Year
BEA007662	Wireless Bed Alertamat – mat only	760mm	250mm	1 Year



BEA007655	Chair Pad	BEA007625*	Nurse Call Button – Mono
BEA007665	Alarm Monitor	BEA007630*	Nurse Call Button – Stereo
BEA007685	Stereo Cable	BEA007632	Wireless Nurse Call – Button only
BEA007690	Mono Cable	BEA007631	Wireless Nurse Call Button System
BEA007635	Double Adaptor – Mono	BEA007685*	Wireless Receiver Cable – Stereo
BEA007640	Double Adaptor – Stereo	BEA007690*	Wireless Receiver Cable – Mono
BEA007645	Extension Cable – Mono	BEA007650*	Extension Cable – Stereo

NDIS Item Code 05_222718111_0103_1_2 ** DVA AA16



Alerta Detect



- Infrared motion sensor system triggers an alert when body movement is detected within the range of the infrared beam
- Supplied with sensor, receiver and cables (stereo & mono)
- An alternative solution to bed pads
- Gives patients the freedom and safety of their own room whilst still pro-actively giving the carer advanced warning of any patient at risk of falling if they attempt to wander from their room

1 YEAR WARRANTY

Code	Description
BEA007610**	Alerta Detect Infrared System (includes sensor, receiver & cables)
BEA007670*	Infrared Receiver
BEA007675*	Infrared Sensor
BEA007680*	Mains Power Cable

* NDIS Item Code 05_222718111_0103_1_2 ** DVA AA16



Deluxe Floor Alertamat




- A robust, long life luxury carpet mat for floor use Distinguished look for the care environment and is an ideal solution for situations where a dementia resident would otherwise avoid the mat
- Simple plug and play ensures carer can quickly set up the Alertamat and have it operating with ease
- Supplied with floor mat, alarm monitor and cables (stereo & mono)

1 YEAR WARRANTY

Code	Description	Length	Width
BEA007615**	Deluxe Floor Alertamat System (includes mat, monitor & cables)	900mm	600mm
BEA007616	Deluxe Floor Alertamat	900mm	600mm
BEA007570	Wireless Deluxe Floor Alertamat System (includes mat, monitor)	900mm	600mm
BEA007618	Wireless Deluxe Floor Alertamat	900mm	600mm
BEA007695	Dual Stereo Cable	BEA007635*	Double Adaptor – Mono
BEA007700	Dual Mono Cable	BEA007640*	Double Adaptor – Stereo
BEA007625	Nurse Call Button – Mono	BEA007645*	Extension Cable – Mono
BEA007630	Nurse Call Button – Stereo	BEA007650*	Extension Cable – Stereo

* NDIS Item Code 05_222718111_0103_1_2 ** DVA AA16



Floor+ Alertamat System




- Original robust, long life floor alarm system
- Most effective at the bedside or doorway to ensure carers are warned of any patient at risk of falling if they attempt to wander from their room
- Simple plug and play ensures carer can quickly set up the Alertamat and have it operating with ease
- Supplied with floor mat, alarm monitor and cables (stereo & mono)

1 YEAR WARRANTY

Code	Description	Length	Width
BEA007620**	Floor+ Alertamat System (includes mat, monitor & cables)	800mm	550mm
BEA007621*	Floor+ Alertamat	800mm	550mm
BEA007575	Wireless Floor+ Alertamat System (includes mat, monitor)	800mm	550mm
BEA007621*	Wireless Floor+ Alertamat	800mm	550mm
BEA007695*	Dual Stereo Cable	BEA007635*	Double Adaptor – Mono
BEA007700*	Dual Mono Cable	BEA007640*	Double Adaptor – Stereo
BEA007625*	Nurse Call Button – Mono	BEA007645*	Extension Cable – Mono
BEA007630*	Nurse Call Button – Stereo	BEA007650*	Extension Cable – Stereo

* NDIS Item Code 05_222718111_0103_1_2 ** DVA AA16



Accessories and Plug Identification




Mono Plug



Stereo Plug

Most nurse call systems take one of the following plug types: Mono and Stereo cables are the most common connection types in nurse call systems in Australia. Alerta alarm systems are supplied with both mono and stereo cables when purchased as a system, to ensure there is no delay upon installation.

If you require further assistance please contact: sales@aidacare.com.au



NO.	Code	Description
1	BEA007665*	Alarm Monitor
2	BEA007680*	Mains Power Cable
3	BEA007635*	Double Adapter – Mono
	BEA007640*	Double Adapter – Stereo
4	BEA007645*	Extension Cable – Mono
	BEA007650*	Extension Cable – Stereo
5	BEA007690*	Mono Cable
	BEA007685*	Stereo Cable
6	BEA007625*	AlertaCall Nurse Call Button – Mono
	BEA007630*	AlertaCall Nurse Call Button – Stereo
7	BEA007700*	Dual Mono Cable
	BEA007695*	Dual Stereo Cable
8	BEA007705	Floor Mat to Alarm Cable
9	BEA007691	Ring/Sleeve Cable
10	BEA007692	Tip Ring Cable

* NDIS Item Code 05_222718111_0103_1_2

Falls Prevention

Cura¹ Alarms



Cura¹ Alarms - Compatibility Matrix



NO.	Aidacare Code	Description	Suits					
			1	2	3	4	5	6
1	BEA007428**	Six Channel Cordless Fall Monitor	Not Applicable					
2	BEA007409*	Wireless Multiport Expander						
3	BEA007427	ActiveCare Console						
4	BEA007410**	Bed/Chair Monitor						
5	BEA007460*	Pull String Bed Monitor						
6	BEA007466	ActiveCare Pager						
MONITOR								
7	BEA007456*	iBeam Wireless Motion Sensor (includes mounting bracket & batteries)	●	●				
BATHROOM								
8	BEA007463*	Wireless emergency call button with integrated reset button	●	●	●			●
WEARABLES								
9	BEA007469*	Personal Emergency Transmitter With Lanyard (PET)	●	●	●			●

* NDIS Item Code 05_222718111_0103_1_2 ** DVA AA16

Cura¹ Alarms

Cura¹ Alarms - Compatibility Matrix



NO.	Code	Description	Suits					
			1	2	3	4	5	6
PADS								
10	BEA007424**	SafeTime Chair Pad (1 year) (380x255mm)	●			●		
11	BEA007422**	SafeTime Bed Pad (1 year) (760x510mm)	●			●		
12	BEA007432**	Cordless Bed Pad (760x510mm)	●	●	●			●
13	BEA007434**	Cordless Chair Pad (380x225mm)	●	●	●			●
14	BEA007436**	Cordless Floor Mat (1200x600mm) – Black	●	●	●			●
15	BEA007435	Cordless Floor Mat (1200x600mm) – Grey	●	●	●			●
16	BEA007433*	Cordless Under Mattress Bed Pad 1 Year, (800 x 290)	●	●	●			●
17	BEA007412**	Premium Bed Pad (760x510mm)	●	●		●	●	
18	BEA007416**	Premium Chair Pad (380x255mm)	●	●		●		
19	BEA007418**	Premium Floor Mat – Heavy Duty No Slip (1220x610mm) – Black	●	●		●		
20	BEA007419*	Premium Floor Mat – Heavy Duty No Slip (1220x610mm) – Grey	●	●		●		
21	BEA007417*	Premium Under Mattress Bed Pad 1 Year, (800 x 290)	●	●		●		

* NDIS Item Code 05_222718111_0103_1_2 ** DVA AA16

Cura¹ Accessories



NO.	Code	Description	Suits									
			1	2	3	4	5	6				
MONITOR ACCESSORIES												
22	BEA007457*	EzyStand for 2721 iBeam motion sensor										
23	BEA007430**	Cordless – Transmitter for Cordless Monitor 2700	●	●		●						●
24	BEA007543*	Caregiver Reset Key (use with 2701, 2700)	●			●						
-	BEA007545*	Wall Mounting Bracket (for 2700, 2701, 3501)	●		●	●						●
25	BEA007546*	Monitor Soft Cover For Monitors with rubber strap (NEW – use with 2701, 2700)				●						
26	BEA007548*	Nurse call pendant with 2m Cord (use with 2544)		●								
27	BEA007549*	ActiveCare Wireless Handset (includes wall bracket)	●	●	●					●		
	BEA007550*	ActiveCare Magnetic Reed Switch	●	●	●					●		
ACCESSORIES												
28	BEA007485*	Cable Connector – 6.35mm R/Angled Plug Mono (T&S) – 2m					●					
	BEA007521*	Cable Connector – 6.35 Mono (T&S) – 3m					●					
	BEA007522*	Cable Connector – 6.35 to 3.5 Mono (T&S) – 2m					●					
	BEA007523*	Cable Connector – 6.35 Stereo (T&S) – 2m					●					
	BEA007524*	Cable Connector – 6.35 Mono to Stereo (T&S) – 3m					●					
ADAPTOR LEADS FOR CONNECTING 2 DEVICES TO A NURSE CALL SYSTEM												
29	BEA007525*	Cable Connector – Two Socket Input 6.35mm (Stereo & Stereo) to 6.35 R/Angled Plug (T/R/S) – 300mm										
	BEA007526*	Cable Connector – Two Socket Input 6.35mm (Stereo & Mono) to 6.35 R/Angled Plug Stereo (T/R/S) – 300mm										
	BEA007527*	Cable Connector – Two Socket Input (6.35 Mono & 3.5 Mono) to 3.5mm Stereo (T&S) – 300mm										
	BEA007528*	Cable Connector – Two Socket Input 3.5mm (Mono & Mono) to 3.5 Stereo (T&S) – 300mm										
30	BEA007541*	Pad Connector – USB to 6.35mm R/Angled Plug Stereo (T&R) – 2m										
31	BEA007553*	Cordless Multiport Expander (5 devices) – Tip and Ring Configured										

* NDIS Item Code 05_222718111_0103_1_2 ** DVA AA16

* A Range of Direct to Nurse Call System Plugs are Available. Please Contact Your Local Aidacare Representative.


Aspire Lifecomfort Fall Safety Mat




Aspire Lifecomfort Fall Safety Mat



- Designed to reduce the risk of injury, particularly the risk of head injury, when a person rolls out of bed
- The non-slip underside prevents accidental movement of the mat
- The reflective strip minimises the risk of tripping when used in low light
- When not in use, it can be easily folded for convenient and compact storage



A non-slip underside prevents unintentional movement of the mat by the carer or resident



A reflective strip helps to prevent tripping by ensuring that the mat is visible to carers and residents in low light



Divided into sections to allow for convenient folding and storage



Easily folded

1 YEAR WARRANTY

Code	Description	Height	Width	Length
BEA008550	Fall Safety Mat	50mm	600mm	1760mm

NDIS Item Code 05_181200711_0103_1_2 DVA AA19

Sofihub Alarms



Sofihub Alarms



TEQ - Home Alarm + 8 Sensors



- TEQ –Home Alarm powered by SOFIHUB has been developed for a single person home and provides greetings, reminders and alerts.
- TEQ –Home is packaged with a hub and 8 sensors.
- The unique intuitive technology assists in visualising behaviours and then raises an alert when behaviours are different.
- Some alerts may relate to such things as:
 - Late to wake up
 - Late to bed
 - Long bathroom duration.
- Carers of the resident are provided with a SOFIHUB login and password which they can use to login to the SOFIHUB portal online interface and customise the reminders.
- If there is no response following further prompts over a five –minute period an alert in the form of an SMS and/or an email will be sent to a previously nominated family member or carer to notify them there has been no response.
- Through intelligent monitoring of movement, all of which is achieved without video or audio surveillance; at no time does SOFIHUB compromise an individual’s right to privacy.
- Time based messages: Play at the specified time.
- Medication reminders: A reminder message will play if the medicine cabinet is not accessed at the scheduled time.
- Occupancy based messages: If the room that the hub is located in is occupied between the start and the expiry times, the message will be played.
- Sensor Dimensions: 45(L) x 45(W) x 40(H)mm
- TEQ –Home is an always on solution that uses an internal 4G sim card to maintain contact with our carers and monitoring portal at all times, thus NO internet connection is needed in the home where SOFIHUB lives.
- To achieve this always on status there is an ongoing monthly charge of \$25.00 which covers all data usage and monitoring software.



Code	Description
BEA007850	TEQ –Home Alarm + 8 Sensors

TEQ - Secure Safety Pendant



- TEQ –Secure Safety Pendant powered by SOFIHUB is a lightweight, easy to use mobile personal alert system and can issue an emergency SOS to multiple people at the touch of a button via SMS.
- Equipped with global positioning and mobile network technology, it can instantly pinpoint a person’s location and enable immediate voice contact via a built –in speaker phone. Other features include fall detection and geo–fencing.
- One Touch Calling: When help is needed, simply press the SOS button on your TEQ –Secure to call up to three emergency contacts.
- Instant Location Message: The TEQ –Secure also sends an automatic text message to your carer/family member with your current GPS location when the SOS button is used.
- Intelligent Messaging: TEQ–Home Alarm intelligent messaging system can remind your loved ones when they should wear or charge the TEQ–Secure, when combined with TEQ–Home.
- Call User: Family members/carers can directly call the TEQ–Secure to communicate with the user.
- TEQ–Secure safety pendant comes with a built in 4G SIM card which incurs a monthly charge of \$25.00 which covers all data usage and monitoring software.

Code	Description
BEA007855	TEQ –Secure Safety Pendant

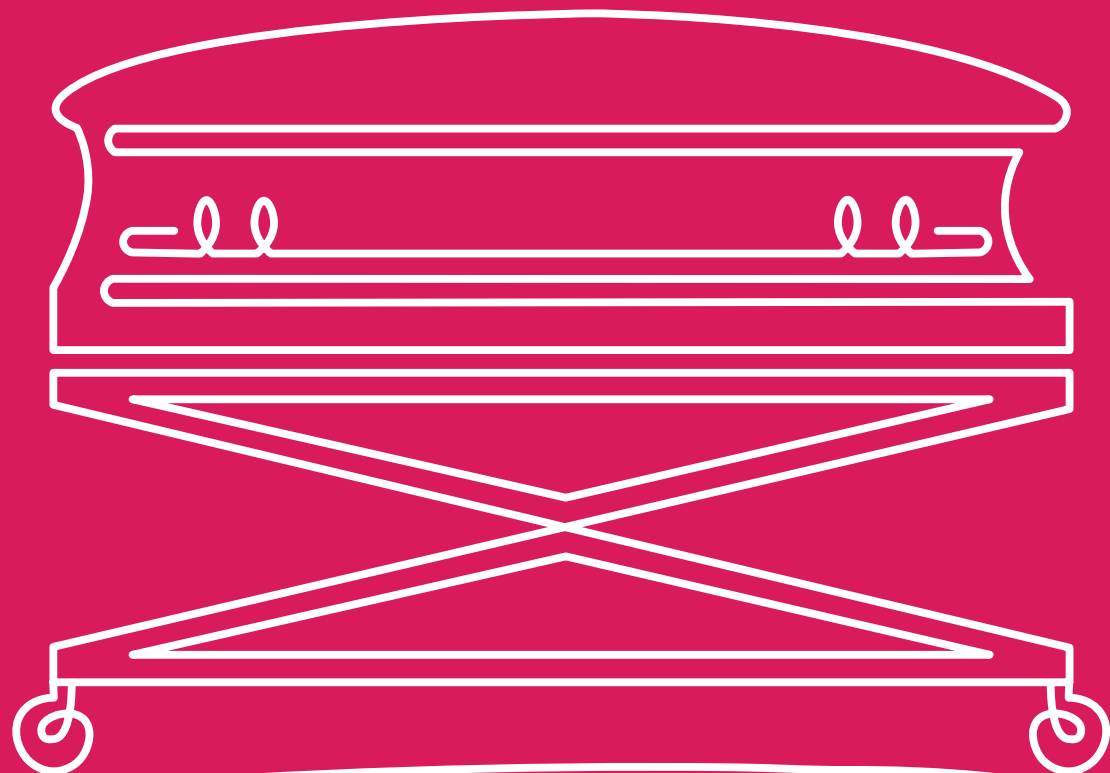


Falls Prevention

Funeral & Mortuary

216

Funeral Home & Mortuary Equipment



Funeral Home & Mortuary Equipment



Funeral Home & Mortuary Equipment

Aidacare Aspire A320 Aluminium Bariatric Lifter



Ergonomic Handles & Support Arms
Offer multiple grip points, assistance with Gait Training and leverage for turning

Quick Release 4 Point Sling Bar
One touch release and attach mechanism



Ergonomic Handset
Linak technology fits neatly in the hand with an intuitive control panel

Safety Features
Emergency stop button, emergency lowering and anti-entrapment technology



Powered Leg Function
Opens and closes the legs for lifting stability or accessibility

TENTE Castors
2 x 100mm front castors
2 x 125mm rear locking castors



- 1 YEAR WARRANTY Battery**
- 3 YEAR WARRANTY Electronics**
- 5 YEAR WARRANTY Frame**



Code	Description	Overall Height	Overall Length	Overall Width	Lifter Weight
LSS390630	A320 - Bariatric Lifter - Aluminium	2165mm	1505mm	765mm	63kg

NDIS Item Code 05_123603111_0105_1_2 **DVA AM01**

Sova Chapel Trolley

Compact 1170 x 500mm platform

Durable PVC top surface

Removable battery pack

Linak electrics 24 volt system

200mm diameter rubber tyres for smooth transfer

- Easily transfer coffin without having to manually lift
- High/low operation accommodates any vehicle height
- Electric high/low operation. Optional skirt allows trolley to transform to a chapel stand. Electric casket brake.
- Electric casket lock front and rear
- Zinc epoxy coated frame
- Electric floor brake
- 200mm diameter rubber tyres for smooth transfer
- Linak electrics 24 volt system



Bearing rollers

Up to 350kg load capacity

Electric casket lock front and rear

Electric floor brake

Zinc epoxy coated frame

High/Low adjustable
500 - 900mm operated via handset



Chapel Trolley - Fabric Skirt



Height Range 500 - 900mm

5 YEAR WARRANTY

Code	Description	Length	Width	Height	S.W.L
FUN100600	Chapel Trolley - with Skirt	1200mm	505mm	500 - 900mm	250kg
FUN100620	Fabric Skirt - Pair for Chapel Trolley				
FUN100610	Chapel Trolley - Extra Wide - with Skirt	1200mm	655mm	500 - 900mm	350kg
FUN100630	Fabric Skirt - Pair for Extra Wide Chapel Trolley				

CIRRUS⁵⁰⁰ Sova Ceiling Track Hoist



Ceiling track system

270° rotation

Adjustable length straps

Heavy duty stainless steel hardware

Ergonomic finger tip control pendant



Inline cable management system

2 speed electric high/low operation

Parallel strap lifting mechanism

Head strap support



Code	Description	Overall Height	Overall Length	Overall Width
LIC355300	Cirrus 500 Ceiling Track Bodylifter Hoist - 500kg	300mm	1200mm	470mm
LIC355305	Weigh Scale for Cirrus 500 - Factory Fitted			
LIC355310	Pivot Trolley for Cirrus 500 270 Degree			
LIC355315	Cable Management for Cirrus 500 - Priced per m			

NDIS Item Code 05_129000111_0105_1_2

Coffin/Body Tray Trolley - 300kg



- Dual purpose roller design for coffin & body trays
- Linak actuators
- Heavy duty engineered polymer rollers
- Ergonomic push/pull handle
- Electric high/low operation
- Electric coffin/tray brake
- Maintenance free battery pack
- 150mm locking castors



Code	Description	Length	Width	Height
FUN100210	Coffin/Body Tray Trolley	2055mm	640mm	470 - 1825mm
FUN100220	Coffin/Body Tray Trolley - Side Loading	2320mm	640mm	470 - 1825mm
FUN101050	Coffin/Body Tray Trolley - Tray Roller	2170mm	640mm	470 - 1825mm
FUN101060	Coffin/Body Tray Trolley - Electric Drive Unit	2320mm	640mm	470 - 1825mm
FUN101070	Coffin/Body Tray Trolley - Drive Unit - Side Loading	2340mm	640mm	470 - 1825mm
FUN101080	Coffin/Body Tray Trolley - Drive Unit and Electric Tray/ Coffin Roller	2435mm	640mm	470 - 1825mm

Coffin/Body Tray Trolley - Concealment - 500kg



- Tarpaulin cover
- Gas assisted folding side rails
- Stainless steel side rails



Code	Description	Length	Width	Height
FUN101000	Coffin/Body Tray Trolley - Drive Unit w/ Concealment	2460mm	750mm	475 - 1900mm
FUN101010	Coffin/Body Tray Trolley - Drive Unit and Tray Drive Roller w/ Concealment	2460mm	750mm	475 - 1900mm
FUN101020	Coffin/Body Tray Trolley - Drive Unit and Weigh Scale w/Concealment	2460mm	750mm	475 - 1900mm
FUN101030	Coffin/Body Tray Trolley - Drive Unit, Tray Drive Roller & Weigh Scale w/ Concealment	2460mm	750mm	475 - 1900mm

Coffin/Body Tray Trolley - Concealment - 350kg



- Dual purpose roller design for coffin & body trays
- Linak actuators
- Heavy duty engineered polymer rollers
- Ergonomic push/pull handle
- Electric high/low operation
- Electric coffin/tray brake
- Maintenance free battery pack
- 150mm locking castors



Code	Description	Length	Width	Height
FUN101120	Coffin/Body Tray Trolley - Concealment - Drive Unit	2320mm	780mm	470 - 1825mm
FUN101130	Coffin/Body Tray Trolley - Concealment - Drive Unit - Side Loading	2320mm	780mm	470 - 1825mm
FUN101140	Coffin/Body Tray Trolley - Concealment - Drive Unit - Tray Roller	2435mm	780mm	470 - 1825mm

Embalming Trolley - 200kg



- Dual actuators
- 304 stainless steel top section
- Electric tilt function for easy draining
- Drain hole with hose
- Push handles both ends
- Corner buffers
- Electric tilt function for easy drainage
- 4 x buffers on corners



Code	Description	Length	Width	Height
FUN100300	Embalming Trolley - Fixed tray	2200mm	750mm	615 - 1015mm

Coffin/Body Tray Trolley - 500kg



- Dual purpose roller design for coffin & body trays
- 150mm locking castors
- Heavy duty ball bearing rollers
- Stainless steel top & bottom frame
- Electric over hydraulic high/low operation
- Electric coffin/tray brake
- Maintenance free battery pack
- Electric/Hydraulic drive unit
- Electric Retractable drive wheel
- Variable speed controller
- Suspension system for uneven surfaces and superior traction
- Battery level indicator



Code	Description	Length	Width	Height
FUN100120	Coffin/Body Tray Trolley - Drive Unit	2460mm	780mm	400 - 1900mm
FUN100130	Coffin/Body Tray Trolley - Drive Unit and Tray Drive Roller	2460mm	780mm	400 - 1900mm
FUN100140	Coffin/Body Tray Trolley - Drive Unit and Weigh scale	2460mm	780mm	400 - 1900mm
FUN100150	Coffin/Body Tray Trolley - Drive Unit, Tray Drive Roller and Weigh scale	2460mm	780mm	400 - 1900mm
FUN100160	Concealment Option			

Cadaver Tray - 350kg



- Stainless steel construction
- Push/pull handles both ends
- Angled sides allow for easy side transfer
- Tubular sub-frame
- Angled corners allow for easy cleaning and fluid removal



Code	Description	Length	Width	Height
4H810P	Cadaver Tray	2000mm	660mm	85mm
4H810PD	Cadaver Tray w/ drain	2000mm	660mm	85mm

Cadaver Tray - Bariatric - 500kg



- Stainless steel construction
- Push/pull handles both ends
- Angled sides allow for easy side transfer
- Sub-frame construction
- Angled corners allow for easy cleaning and fluid removal



Code	Description	Length	Width	Height
4H811P	Cadaver Tray - Bariatric	2000mm	750mm	85mm
4H811PD	Cadaver Tray - Bariatric with drain	2000mm	750mm	85mm



Single Bay Rack - 3 & 4 tier

- Open designs allows access for cleaning
- Rigid flat pack construction
- Stainless steel construction
- Adjustable stainless steel feet
- Optimised tier height
- Custom size can be designed
- 250 – 350kg S.W.L per bay
- Front and rear retainers

Code	Description	Length	Width	Height	S.W.L
FUN100520	Single Bay Rack – 3 tiers	2110mm	740mm	1690mm	250kg
FUN100530	Single Bay Rack – 3 tiers – Side loading	740mm	2180mm	1690mm	250kg
FUN100560	Single Bay Rack – 4 tiers – Cadaver Tray Storage only	2110mm	740mm	1900mm	350kg



Single Bay Rack - 3 & 4 tier - Mobile

- Open designs allows access for cleaning
- Rigid flat pack construction
- Stainless steel construction
- 100mm total lock castors
- Optimised tier height
- Custom size can be designed
- 350 – 500kg S.W.L per bay

Code	Description	Length	Width	Height	S.W.L
FUN100850	Single Bay Rack – 3 tiers	2110mm	740mm	1130mm	350kg
FUN100870	Single Bay Rack – Bariatric – 3 tiers	2110mm	955mm	1250mm	500kg
FUN100900	Single Bay Rack – 4 tiers				350kg
FUN100920	Single Bay Rack – Bariatric – 4 tiers				500kg




Sova Lifting Straps

- To be used in conjunction with the Morgue Sling (4 bands) to allow optimal transfers in morgue applications
- Suitable for use with Fixed Ceiling Lifts
- Compatible with Cirrus 500, Liko Ceiling Hoists, Liko Patient Lifters, Prism Ceiling Hoists, Aidacare A320, A205 and 200 Patient Lifters

Code	Description	Length	Width
LIC362400	Lifting Strap – Short – 2 eyelets – HDPE Plastic	1250mm	50mm
LIC362410	Lifting Strap – Long – 2 eyelets – HDPE Plastic	1475mm	50mm

NDIS Item Code 05_129000111_0105_1_2



Lifter Spreader Bar - 200kg

- Optional Stretch Leveller allows for quick adjustment
- Can be used with a full lift sheet or with 4 lift straps
- Lightweight design weighing at 7.2kg
- Optional quick-release hook system is also available
- Compatible with Liko patient lifters & Liko ceiling hoists, Prism ceiling hoists, Aidacare A320, A205 and 200 lifters



Code	Description	Length	Width	Height
LSS394920	Mortuary Spreader Bar – 200kg	1263mm	617mm	227mm

Sova Lifter Spreader Bar - 363kg



- Multiple hook positions – 13 total
- Simple and fast attachment
- Epoxy powder coat finish
- Central hanging pivot point
- Mild steel heavy wall tubular frame
- Suitable for use with ceiling mounted lift systems and floor hoists



Code	Description	Length	Height
LIC362300	Mortuary Spreader Bar – 363kg	1580mm	165mm



Ceiling Hoist - Motor - CP200 Portable

- Slimline, low profile, padded carry bar that has six loop attachments as standard (four –point hook optional). Different width carry bars also available.
- Low profile hoist unit is unobtrusive and provides greater lifting height
- All lifting and traversing operations have soft start/stop to ensure smooth transfers for the patient
- Quick release sling bar



Code	Description	Suits
LIC350105	CP200 Portable Ceiling Hoist	Ceiling Hoist Gantry – LIC352120

NDIS Item Code 05_123612111_0105_1_2 DVA AM04



Ceiling Hoist - Bariatric C380 Power Traverse

- Carry bar fitted with Quick Release System for simple interchange of carry bars
- Emergency stop/emergency lower
- Smooth stop start
- Bariatric four point carry bar
- Low profile hoist unit provides a great lift height



Code	Description	Suits
LIC350260	C –380P Power Traverse (Carry Bar Separate)	Installed Ceiling Hoist Track – LIC353120K

NDIS Item Code 05_123612111_0105_1_2



Ceiling Hoist - Prism - Transactive Xtra Fixed



- The Transactive XTRA fixed ceiling hoist allows for a large array of configurations, catering to changing needs, making it a suitable fixed lifting solution
- Digital display screen provides essential information for the user and caregiver
- Return to Charge (RTC) option automatically returns the hoist to its charger when required
- Manual windup and raising allows the hoist to continue to be used during a power outage
- Low profile hoist unit is unobtrusive and provides greater lifting height
- Pneumatic handset is ideal for use in wet environments
- Smooth lifting/running tape with large lifting range
- Emergency Lowering allows for the safe lowering of the in emergency situations
- Client safety is assured with locking latches to secure slings in place for all lifts
- Slimline and with great lifting capacity
- Low profile hoist unit is unobtrusive and provides greater lifting height
- All lifting and traversing operations have soft start/stop to ensure smooth transfers for the patient
- A host of safety features
- Smooth running tape with large lifting range
- State of the art display with lift counter
- Available in manual or powered traverse options

Code	Description	Suits	Height	S.W.L
LIC350170	Ceiling Hoist – Transactive – Manual Traverse & Carry bar			200kg
LIC350180	Ceiling Hoist – Transactive – Powered Traverse & Carry bar	Installed Ceiling Hoist Track – LIC353120K (ALL)	Up to 2080mm	200kg
LIC350210	Ceiling Hoist – Transactive – Power Traverse & Carry bar			270kg
LIC350182	Ceiling Hoist – Prism – TXE200D (C450) – Powered – Return to Charge – 200kg			200kg

NDIS Item Code 05_123612111_0105_1_2 DVA AM04





FreeSpan Gantry

- FreeSpan™ SR (straight –rail) is a flexible alternative for most overhead –lift situations.
- The lift system is freestanding, and since it is not affixed to the walls or the ceiling, there are no special strength requirements for those structures.
- FreeSpan™ SR is made of aluminium and many different rail lengths are available.
- Choose between using Multirall™ or Likoall™ lift units.
- FreeSpan™ SR is assembled without tools and is equipped with wheels, which facilitate positioning.
- The wheels also make the lift system easy to move between different rooms.
- FreeSpan™ is also available in a traverse –model: FreeSpan™ Traverse, a unique, freestanding system that enables lifting and transfer of patients between many different lifting points.



3M Kit Includes:

- FreeSpan Side Support –Wheels + Charger plate parking bracket for sling bar
- FreeSpan Rail 3m – with Likoall Trolley – 250kg
- Ceiling Hoist – Likoall 250 ES – White 250kg SWL
- Spreader Bar – Liko Universal SlingBar 450 with Quick–release Hook – max 300kg
- Hand Control – LikoRall S, ES, 2 button (for lifting)
- Battery Charger – LikoRall and Multirall (24v/0,6 A)

5M Kit Includes:

- FreeSpan Side Support –Wheels + Charger plate parking bracket for sling bar
- FreeSpan Rail 5m – with Likoall Trolley – 200kg
- Ceiling Hoist – Likoall 242 S R2R – White 200kg SWL
- Spreader Bar – Liko Universal SlingBar 450 with Quick –release Hook – max 300kg
- Hand Control – LikoRall S, ES, 2 button (for lifting)
- Battery Charger – Likoall and multirall (24v/0,6 A)

Code	Description	S.W.L
LIC360730	FreeSpan Lift System – 3M Kit	400 –500kg
LIC360740	FreeSpan Lift System – 5M Kit	400 –500kg


NDIS Item Code 05_123612111_0105_1_2



Clax Cart Trolley

- Ideal for transporting small to medium size materials
- 2 tier folding trolley
- Lightweight and fully portable
- Foot brake and removable wheels
- Extra boxes available
- 46 litre capacity
- Safe working load upper tray 20kg, lower tray 40kg
- Folded Dimensions 670 x 470 x 110mm

Code	Description	Length	Width	Height
WAT758020	Folding Trolley – Clax w/ crate	890mm	550mm	1030mm
WAT758021	Crate for Clax trolley	890mm	550mm	1030mm



Grave Spreader

- Epoxy powder coated
- Adjustable width settings

Code	Description
FUN100730	Casket Lowering System – Manual



Casket Lowering System

Strap lowering aid

Lever action swing away casket rollers

Epoxy powder coated steel frame

Lightweight aluminium surround



End stopper/guide

Safety rail


Heavy duty construction

Grave surround to prevent cave-ins


Fabric skirt – optional




Casket Lowering Device



Storage & Transport Trailer



Grave Surround



Grave Surround Covers




Skirt

Code	Description	S.W.L
FUN100700	Casket Lowering System – Manual	350kg
FUN100710	Casket Lowering System – Electric	350kg
FUN100720	Aluminium grave surround to suit casket lowering system	1000kg
Available upon request	Grave Surround Covers – Set	350kg
Available upon request	Storage and Transport Trailer	
Available upon request	Skirt	

Incontinence

- 226 Bedding & Chair Protectors
- 230 Disposable Clothing Protectors
- 234 Reusable Clothing Protectors



Bedding & Chair Protectors



MacIntosh Waterproof Protector



- Increases the life span and decreasing the drying time of the bed pad
- Comes standard with tuck-ins to secure firmly on the bed
- Ideal for use with CON228600, CON230800 & CON231100

Code	Description	Width	Length
CON229100	MacIntosh Waterproof Protector	1000mm	900mm

NDIS Item Code 03_092489060_0103_1_1

Bed Pad Smart Barrier



- No PVC Backing – only breathable, waterproof PU (polyurethane), 2 way stretch fabric as used on premium hospital mattresses
- 100% brushed polyester facing ideal for client protection and comfort
- Holds up to 2500ml of fluid

Code	Description	Width	Length
CON225002	Bed Pad – Light blue	850mm	900mm
CON225004	Bed Pad – Light blue with tuck-ins	850mm	900mm

NDIS Item Code 03_092489060_0103_1_1

Bed Pad Deluxe



- Super absorbent soft, non pill quilted surface
- Features large tuck in flaps designed to hold the bed pad in the correct position on the bed
- Super deluxe features waterproof backing

Code	Description	Width	Length	Capacity
CON228600	Bed Pad Deluxe	1000mm	1000mm	2800ml
CON228700	Bed Pad Super Deluxe	800mm	900mm	2500ml
CON230800	Bed Pad Extra	1000mm	1000mm	3500ml

NDIS Item Code 03_092489060_0103_1_1

Wipeclean Pillow



- Pillow easily wipes clean for effective infection control
- Bacteria and fire retardant
- Waterproof cover sewn onto the pillow reduces the need for a separate cover
- Air easily circulates through the ends of the pillow for breathability

Code	Description
BEP057701	Wipeclean Pillow

Bed Pad Stayput, Waterproof Backing



- Designed for use at home
- Waterproof non slip backing and bound edges
- Built in antibacterial barrier to retain freshness

Code	Description	Width	Length	Capacity
CON230900	Bed Pad Stayput, Waterproof Backing	700mm	900mm	2500ml

NDIS Item Code 03_092489060_0103_1_1

Chair Pad



- No PVC Backing – only breathable, waterproof PU (polyurethane), 2 way stretch fabric as used on premium hospital mattresses
- 100% brushed polyester facing ideal for client protection and comfort
- Hand, machine or industry wash and dry

Code	Description	Width	Length
CON225010	Chair Pad – Burgundy	600mm	500mm
CON225012	Chair Pad – Navy Blue	600mm	500mm
CON225014	Chair Pad – Green	600mm	500mm

NDIS Item Code 03_092489060_0103_1_1

Bedding & Chair Protectors



Protect A Plas

- Waterproof soft two way stretch PVC
- Can be used as a mattress cover, mattress protector, draw sheet, apron or pillow case protectors

Code	Description	Width	Length	Height
BEM047682*	PVC Mattress Cover	915mm	1905mm	100mm
BEM047684*	PVC Mattress Cover	915mm	1905mm	125mm
BEM047690*	PVC Mattress Cover	915mm	1905mm	150mm
BEM047700*	PVC Mattress Cover	915mm	1905mm	175mm
BEM047702*	PVC Mattress Protector	915mm	1905mm	127mm
BEM047704*	PVC Mattress Protector	915mm	1905mm	180mm
BEM047710*	PVC Draw Sheet	915mm	1520mm	-
WAT765500	PVC Apron	850mm	1000mm	-
BEP057400*	PVC Pillowcase	500mm	750mm	-

* NDIS Item Code 03_092489060_0103_1_1

Bluey Underpads



- A soft outer fabric provides increased comfort while maintaining its strength
- Absorbent core
- Soft Waterproof Backing – Designed to be silent and minimise movement
- Folded for hygiene & easy bench storage

Code	Description	Width	Length
CON227400	Bluey Underpads – Half Size	400mm	300mm
CON227500	Bluey Underpads – Full size	400mm	600mm
CON227800	Bluey Underpads – Maxi	600mm	900mm

NDIS Item Code 03_092489060_0103_1_1

Chair Pad Large



- Soft stay-dry top layer
- Waterproof, breathable and lightweight
- Slim absorbent core holds up to 800ml
- Absorbs fluid to protect furniture, wheelchairs, and cars
- Quick and easy to launder

Code	Description	Width	Length
CON225030	Chair Pad Large – Tartan	610mm	510mm
CON225035	Chair Pad Large – Teal Blue	610mm	510mm

NDIS Item Code 03_092489060_0103_1_1


Bed Pad



- Soft stay-dry top layer
- Waterproof, breathable and lightweight
- Slim absorbent core holds up to 2500ml over 8 hours
- Eliminates complete bedding changes
- Quick and easy to launder

Code	Description	Width	Length
CON228520	Bed Pad – Mauve	950mm	850mm
CON228525	Bed Pad – Teal Blue	950mm	850mm
CON228526	Bed Pad – White	950mm	850mm

NDIS Item Code 03_092489060_0103_1_1




Bed Pads with Wings

- Antibacterial, breathable soft cotton top fabric
- All in one Bed Pad with wings
- Four functional layers; the top non-pill stay dry liner, two ultra absorbent inner core layers, and industry superior waterproof, durable backing
- Quilted, Australian made pad and leads in performance and washability
- Soft, whilst remaining durable
- Lightweight, machine washable and easy to dry
- Retention Level 2500 mls

Code	Description	Width	Length
CON236210	Bed Pad with Wings – Queen Size	400mm	300mm

NDIS Item Code 03_092489060_0103_1_1

Chair Pad – Rectangle



- Non-slip waterproof backing designed to sit on a chair
- Large capacity of 1500ml

Code	Description	Width	Length	Capacity
CON230300	Chair Pad – Plain	500mm	600mm	1500ml
CON230400	Chair Pad – Floral	500mm	600mm	1500ml
CON230500	Chair Pad – Tartan	500mm	600mm	1500ml

NDIS Item Code 03_092489060_0103_1_1

Chair Pad Small



- Soft stay-dry top layer
- Waterproof, breathable and lightweight
- Slim absorbent core holds up to 600ml
- Absorbs fluid to protect furniture, wheelchairs, and cars
- Quick and easy to launder

Code	Description	Width	Length
CON225020	Chair Pad Small – Tartan	480mm	480mm
CON225025	Chair Pad Small – Teal Blue	480mm	480mm

NDIS Item Code 03_092489060_0103_1_1

Bed Pad – Tuck-ins



- Soft stay-dry top layer
- Waterproof, breathable and lightweight
- Slim absorbent core holds up to 2500ml over 8 hours
- Eliminates complete bedding changes
- Quick and easy to launder

Code	Description	Width	Length
CON228510	Bed Pad with Tuck-ins – Mauve	1000mm	1000mm
CON228515	Bed Pad with Tuck-ins – Teal Blue	1000mm	1000mm
CON228516	Bed Pad with Tuck-ins – White	1000mm	1000mm

NDIS Item Code 03_092489060_0103_1_1



Kids Bed Pad



- Soft stay-dry top layer
- Waterproof, breathable and lightweight
- Slim absorbent core holds up to 2500ml over 8 hours
- Fabric is comfortable and quiet; ensuring a restful night's sleep
- Eliminates complete bedding changes
- Quick and easy to launder



Kids Bed Pad with Tuck-ins



- Soft stay-dry top layer
- Waterproof, breathable and lightweight
- Slim absorbent core holds up to 2500ml over 8 hours
- Fabric is comfortable and quiet; ensuring a restful night's sleep
- Eliminates complete bedding changes
- Quick and easy to launder

Code	Description	Width	Length
CON228528	Bed Pad – Kids – Animal	850mm	950mm

Code	Description	Width	Length
CON228527	Bed Pad with Tuck-ins – Kids – Animal	1000mm	1000mm

NDIS Item Code 03_092489060_0103_1_1



Extra Wide Bed Pad with Tuck-ins



- Durable 60cm tuck-ins for a secure fit
- Suitable for double and queen beds
- Capacity of 2.5 litres over 8 hours



Extra Wide Bed Pad DUAL with Tuck-ins



- Durable 60cm tuck-ins for a secure fit
- Suitable for 2 person use
- Micro Plush separation panel
- Suitable for double and queen beds
- Capacity of 2 litres over 8 hours, per panel

Code	Description	Width	Length
CON228410	Bed Pad Extra Wide – Tuck-ins – Mauve	1530mm	850mm
CON228412	Bed Pad Extra Wide – Tuck-ins – Teal Blue	1530mm	850mm
CON228414	Bed Pad Extra Wide – Tuck-ins – White	1530mm	850mm

Code	Description	Width	Length
CON228416	Bed Pad Extra Wide – Tuck-ins – Mauve	1530mm	850mm
CON228418	Bed Pad Extra Wide – Tuck-ins – Teal Blue	1530mm	850mm
CON228420	Bed Pad Extra Wide – Tuck-ins – White	1530mm	850mm

NDIS Item Code 03_092489060_0103_1_1

NDIS Item Code 03_092489060_0103_1_1



Toggle Mattress Protector



- Simply place the cover over your mattress and pull the toggle on each corner to fit snug and securely. Our mattress protectors do not have elastic; they are easy to fit and are long lasting
- Your mattress is completely secured and covered down all sides for maximum protection like a fitted sheet
- The mattress protector is washable and reusable
- Machine washable and tumble dried on low heat or line dry



Quilt Cover



- Breathable with hidden waterproof layer (top and bottom)
- Keeps quilt hygienic and stain-free
- For incontinence, bed wetting and excessive perspiration
- For child toilet/ potty training and bed wetting
- Soft, Lightweight and simple to fit
- Quick and easy to wash and dry
- Suits standard quilt cover sizes
- Machine washable and tumble dryer safe

Code	Description	Width	Length
CON228530*	Toggle Mattress Protector – Single	1880mm	920mm
CON228535*	Toggle Mattress Protector – King Single	2030mm	1070mm
CON228540*	Toggle Mattress Protector – Double	1880mm	1370mm
CON228545*	Toggle Mattress Protector – Queen	2030mm	1530mm
CON228550	Toggle Mattress Protector – King	2030mm	1830mm

Code	Description	Width	Length
CON228440	Quilt Cover – Single – Charcoal	920mm	1000mm
CON228442	Quilt Cover – Single – Ivory	920mm	1000mm
CON228444	Quilt Cover – Double – Charcoal	1370mm	1880mm
CON228446	Quilt Cover – Double – Ivory	1370mm	1880mm
CON228448	Quilt Cover – Queen – Charcoal	1530mm	2030mm
CON228450	Quilt Cover – Queen – Ivory	1530mm	2030mm

* NDIS Item Code 03_092489060_0103_1_1

NDIS Item Code 03_092489060_0103_1_1



Bed Pad Fitted Sheet



- The Fitted Sheet holds the built-in Bed Pad securely in place
- Waterproof and breathable Bed Pad
- Please note that the waterproof backing is only on the absorbent Bed Pad
- Soft stay-dry top layer
- Bed Pad slim absorbent core holds up to 2500ml over 8 hours
- Fabric is comfortable and quiet; ensuring a restful night's sleep
- Quick and easy to launder

Code	Description	Width	Length
CON228430	Bed Pad Fitted Sheet – Single – White	920mm	1000mm
CON228432	Bed Pad Fitted Sheet – King Single – White	1070mm	1000mm
CON228434	Bed Pad Fitted Sheet – Double – White	1370mm	850mm
CON228436	Bed Pad Fitted Sheet – Queen – White	1530mm	850mm

NDIS Item Code 03_092489060_0103_1_1



Micro-Plush Fitted Sheet



- Ideal for protecting your mattress from all fluids
- Waterproof fitted sheets keep your bed hygienic and stain free increasing the life of your mattress
- Elasticised for a secure fit and with a 40cm depth wall to fit pillow-top mattresses

Code	Description	Width	Length
CON228420	Fitted Sheet – Micro-Plush – Single – White	1880mm	920mm
CON228421	Fitted Sheet – Micro-Plush – King Single – White	2030mm	1070mm
CON228422	Fitted Sheet – Micro-Plush – Double – White	1880mm	1370mm
CON228423	Fitted Sheet – Micro-Plush – Queen – White	2030mm	1530mm
CON228424	Fitted Sheet – Micro-Plush – King – White	2030mm	1830mm

NDIS Item Code 03_092489060_0103_1_1



Standard Pillow Protector



- The pillow protector has an envelope design that is soft, breathable and completely waterproof
- The waterproofing is an air-permeable PUL backing (no PVC); maximising comfort and minimising the risk of allergies or skin irritations
- Rustle-free and will not become brittle
- Completely encases the pillow keeping it dry and hygienic
- Washable and reusable. Machine wash and tumble dry on low heat or line dry

Code	Description	Width	Length
CON228561	Pillow Protector – Standard – Ecru	750mm	500mm

NDIS Item Code 03_092489060_0103_1_1



Micro-Plush Pillow Cover



- Micro-Plush waterproof pillow protectors are ideal for protecting your pillows from all fluids
- Keeps pillows hygienic and stain-free and increases the life of your pillow
- Zip closure ensures complete waterproof and absorbent pillow protection and the air vent provides extra comfort
- Can be used as a waterproof pillow cover with no additional pillow cover necessary
- Soft and luxurious, breathable and quiet

Code	Description	Width	Length
CON228563	Pillow Cover – Micro-Plush – White	700mm	450mm

NDIS Item Code 03_092489060_0103_1_1



Anti Slip Floor Mat



- The serviceable colour hides moisture and stains
- Convenient and durable
- Available in one size and colour
- Quick and easy to launder

Code	Description	Width	Length
CON245709	Floor Mat – Anti Slip – Grey	900mm	600mm

NDIS Item Code 03_092489060_0103_1_1

Disposable Clothing Protectors



Cello Prevail Pants



- Broad soft waistband providing security and maximum comfort whilst the elasticised legs and standing leg cuffs ensure a snug fit
- Super absorbent gel to reduce odour and keep the skin dry

Code	Description	Waist	Capacity	Qty/Pack
CON244300	Cello Prevail Pants – Small	510 – 860mm	1000ml	22
CON244400	Cello Prevail Pants – Med	810 – 1120mm	1000ml	20
CON244500	Cello Prevail Pants – Large	1140 – 1480mm	1000ml	18

NDIS Item Code 03_093036132_0103_1_1

Cello Form Pads



- Features an ultra dryness system, elasticised legs and a visual wetness indicator

Code	Description	Capacity	Qty/Pack
CON240000	Cello Form Pads – Large	2550ml	20
CON240100	Cello Form Pads – Medium	2400ml	20
CON240700	Cello Anaform – Petite	200ml	20
CON240800	Cello Anaform – Midi	400ml	20
CON241100	Cello Anaform – EcoMidi	450ml	20
CON241200	Insert Booster – Pad 400	Up to 400ml	–

NDIS Item Code 03_092489060_0103_1_1

TENA Pads Comfort



- Provides an excellent level of security, comfort and discretion
- Best suited to ambulant people or those who are able to toilet themselves
- To be used in conjunction with TENA Fix Stretch Pants or TENA Fix Cotton Special as part of a two-piece system

Code	Description	Capacity	Qty/Pack
CON243000*	TENA Pads Comfort – Plus	780ml	20
CON243100*	TENA Pads Comfort – Extra	1080ml	20
CON243200*	TENA Pads Comfort – Super	1320ml	20
CON243300	TENA Pads Comfort – Maxi	1560ml	20

* NDIS Item Code 03_092489060_0103_1_1

TENA Slip



- Specially designed for those care recipients with greater needs and who could be either bed-ridden or over-active
- All-in-One product and features contoured, elasticised edges that ensure maximum security and comfort

Code	Description	Waist	Capacity	Qty/Pack
CON242000	TENA Slip Extra – Small	490 – 740mm	1410ml	30
CON242300	TENA Slip Maxi – Large	1000 – 1500mm	2300ml	8
CON242200	TENA Slip Maxi – Medium	700 – 1100mm	2000ml	8
CON242100	TENA Slip Maxi – Small	500 – 800mm	1200ml	22
CON242600	TENA Slip Plus – Large	1000 – 1500mm	1500ml	12
CON242500	TENA Slip Plus – Medium	700 – 1100mm	1300ml	12
CON242900	TENA Slip Super – Large	1000 – 1500mm	1800ml	10
CON242800	TENA Slip Super – Medium	700 – 1100mm	1600ml	10
CON242700	TENA Slip Super – Small	500 – 800mm	950ml	25

NDIS Item Code 03_092489060_0103_1_1

Disposable Clothing Protectors

TENA Pad Lady



- Features a special absorption technology with super-absorbent granules that quickly absorb and retain wetness
- Odour Control™ prevents odour

Code	Description	Capacity	Qty/Pack
CON243400	TENA Pad Lady – Extra	295 ml	20
CON243450	TENA Pad Lady – Extra Plus	350 ml	8
CON243500	TENA Pad Lady – Super	515 ml	30

NDIS Item Code 03_092489060_0103_1_1

TENA Active Long Liner



- QuickDry Topsheet provides quick absorption and locks the liquid away
- Odour Control™ neutralises odours
- Cotton-like surface next to your body

Code	Description	Qty/Pack
CON244250	TENA Active – Long	24

NDIS Item Code 03_092489060_0103_1_1

TENA Pads Flex



- FeelDry™ provides dryness quickly
- Waist belt for easier handling for all body shapes
- Breathable backsheets™ improving user comfort and reducing skin problems

Code	Description	Qty/Pack
CON249600	TENA Pads Flex Super – Medium	30
CON249700	TENA Pads Flex Super – Large	28
CON249800	TENA Pads Flex Maxi – Medium	22
CON249900	TENA Pads Flex Maxi – Large	22
CON249960	TENA Pads Flex Maxi – Extra Large	21

NDIS Item Code 03_092489060_0103_1_1

TENA Pants Fix Cotton



- Soft cotton knit ensures a comfortable wear
- Pant gusset designed to fit securely for greater leakage security
- Durable, resisting tearing and shrinkage

Code	Description	Qty/Pack
CON250700	TENA Pants Fix Cotton – Small/Medium (Pkt 1)	1
CON250800	TENA Pants Fix Cotton – Large/XL (Pkt 1)	1

NDIS Item Code 03_092489060_0103_1_1

TENA Pads Lady



- QuickDry Topsheet provides quick absorption and locks the liquid away
- Scented Odour Control™
- Cotton-like surface next to your body
- Body shape for excellent body fit

Code	Description	Qty/Pack
CON251000	TENA Pads Lady – Mini Ultrathin	20
CON251200	TENA Pads Lady – Mini Plus	16
CON251400	TENA Pads Lady – Normal	24

NDIS Item Code 03_092489060_0103_1_1

TENA Pads for Men



- Discreet Anatomic shape for moderate urine loss
- Adhesive strip holds the pad in place
- Odour Control™ neutralises odours
- Leak-proof backing prevents staining

Code	Description	Qty/Pack
CON250000	TENA Pads for Men – Level 2 (Pack 10)	10
CON250001	TENA Pads for Men – Level 3 (Pack 8)	10
CON250002	TENA Pads for Men – Level 4 (Pack 8)	10

NDIS Item Code 03_092489060_0103_1_1

TENA Super Shields



- Lightweight pad for those with minor faecal or very light urinary incontinence
- Body-shaped pad provides a snug fit
- Adhesive strips hold the pad securely in place

Code	Description	Qty/Pack
CON248000	TENA Super Shields	30

NDIS Item Code 03_092489060_0103_1_1

TENA Pants Mesh Fix



- Male & female reusable stretch mesh pants made from textured nylon & lycra
- Soft elasticised waist and leg bands
- Designed to hold disposable incontinence pads securely in position

Code	Description	Qty/Pack
CON250100	TENA Pants Mesh Fix – Small	25
CON250200	TENA Pants Mesh Fix – Medium	25
CON250400	TENA Pants Mesh Fix – Large	25
CON250500	TENA Pants Mesh Fix – X-Large	25
CON250600	TENA Pants Mesh Fix – XX-Large	25

NDIS Item Code 03_093036132_0103_1_1

LILLE Classic Line

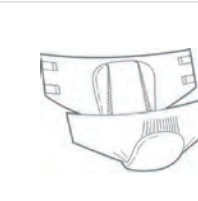


- Traditional incontinence product
- Super Insert is a cost effective way to boost the capacity of another pad
- Can also be used to protect a main pad from faecal smearing

Code	Description	Qty/Pack
CON259910	LILLE Classic Line Maxi	28
CON259980	LILLE Pad Super Insert	30

NDIS Item Code 03_092489060_0103_1_1

LILLE Pads Supreme Fit



- Special double pad acquisition layer
- Time/wetness indicator strip
- Maximises absorbency/odour neutralisation

Code	Description	Qty/Pack
CON259350	LILLE Pads Supreme Fit Maxi – Small	20
CON259400	LILLE Pads Supreme Fit Maxi – Medium	20
CON259500	LILLE Pads Supreme Fit Maxi – Large	20
CON259600	LILLE Pads Supreme Fit Maxi – Extra Large	20

NDIS Item Code 03_092489060_0103_1_1



TENA Pants Plus

- Extra secure for both men and women and worn like normal underwear
- FeelDry™ technology rapidly absorbs large quantities of fluid
- Reduces risk of rashes and infections
- Ideal for moderate to heavy absorbency
- Cotton like and breathable material
- Odour Control™ for complete discretion
- Double leg cuffs for complete leakage protection

Code	Description	Qty/Pack
CON243700	TENA Pants Plus – Small	14
CON243800	TENA Pants Plus – Medium	14
CON243900	TENA Pants Plus – Large	14
CON243950	TENA Pants Plus – XLarge	12

NDIS Item Code 03_092489060_0103_1_1



TENA Pads Women Discreet

- Designed specifically for the female shape, it offers protection with targeted absorption
- Made from soft underwear-like breathable material with a discreet fit and lower waistline
- Soft cotton-like, breathable material for skin health and comfort
- Ideal for light to moderate absorbency
- A smaller core for greater discretion
- Indicator to identify the back of the product
- Odour Control for complete freshness

Code	Description	Qty/Pack
CON244110	TENA Pants Women Discreet – Medium	8
CON244111	TENA Pants Women Discreet – Large	7

NDIS Item Code 03_092489060_0103_1_1



TENA Wet Wipes

- Pre-moistened, adult-sized wet wipes that cleanse, protect and moisturise even the most fragile skin
- For everyday use, these large wet wipes are ideal for cleansing intimate areas when changing incontinence products or for full-body cleansing
- Gentle alternative to soap and water
- Designed for adults
- Convenient care

Code	Description	Qty/Pack
CON251500	TENA Wet Wipes	50



MoliCare Premium Form

- Pads for moderate to severe incontinence
- Shaped to fit perfectly to the body
- 3 layer absorbent core, maintains the skin pH and reduces the risk of skin irritation
- Inner leakage cuffs for maximum protection
- Odour neutralisers for high level confidence
- Soft textile like materials for ultimate wearing comfort and discretion
- Recommended to be worn with MoliCare Premium Fixpants

Code	Description	Qty/Pack
CON252600	MoliCare Form – Normal Plus	30
CON253305	MoliCare Form – Extra Plus	30

NDIS Item Code 03_092489060_0103_1_1



MoliCare Pads

- The reliable unisex pad range designed for light to moderate bladder weakness.
- With wide adhesive stripe for secure and comfortable fixation in regular underwear.
- With Polyethylene backsheet
- Odour neutralizer seals in odours tightly
- Fast absorption with anti-leakage system for maximum security
- Skin friendly and comfortable, dermatologically tested

Code	Description	Qty/Pack
CON252950	MoliCare Pads 3D	28
CON252975	MoliCare Pads 4D	28

NDIS Item Code 03_092489060_0103_1_1



MoliCare Premium Men

- Anatomically shaped pouch designed to suit the male anatomy for very light bladder weakness providing secure protection
- Providing discreet wearing comfort with breathable textile like backsheet, soft top sheet and odour neutralizer
- With wide adhesive stripe for secure and comfortable fixation in regular underwear
- Skin friendly due to antibacterial character and pH buffering effect which helps to maintain a skin neutral pH value of 5.5
- Dermatologically tested.

Code	Description	Qty/Pack
CON253000	MoliCare Premium Men 2D	14

NDIS Item Code 03_092489060_0103_1_1



MoliCare Premium Lady

- Designed to provide a perfect fit to the female anatomy for comfort and security
- Discreet wearing comfort, breathable textile like backsheet, soft top aloe vera treated sheet and odour neutralizer
- With wide adhesive stripe for secure and comfortable fixation in regular underwear
- Skin-friendly soft breathable materials
- Antibacterial character and pH buffering effect which helps to maintain a skin-neutral pH value of 5.5
- Dermatologically tested

Code	Description	Qty/Pack
CON253150	MoliCare Premium Lady 3D	12
CON253170	MoliCare Premium Lady 5D	14

NDIS Item Code 03_092489060_0103_1_1



MoliCare Premium Mobile

- Looks and feels like regular underwear through anatomical shape, soft material and Lycra for a comfortable discreet fit
- Antibacterial and pH 5.5 neutral effect to maintain healthy skin
- Absorbent core neutralises odour
- Leakage protection due to high-quality material and the two-part cuff system
- Coloured Lycra indicate size
- Dermatologically tested

Code	Description	Qty/Pack
CON253320	MoliCare Mobile 6D – Small	14
CON253325	MoliCare Mobile 6D – Medium	14
CON254600	MoliCare Mobile 6D – Large	14
CON253330	MoliCare Mobile 6D – XL	14
CON254700	MoliCare Mobile 8D – XS	14
CON253335	MoliCare Mobile 8D – Small	14
CON253341	MoliCare Mobile 8D – Medium	14
CON253345	MoliCare Mobile 8D – Large	14
CON254710	MoliCare Mobile 8D – XL	14
CON254715	MoliCare Mobile 10D – Medium	14
CON254720	MoliCare Mobile 10D – Large	14

NDIS Item Code 03_092489060_0103_1_1



MoliCare Slip

- All-round protection is provided by fast absorption and both the anti-leakage system and quick dry system
- Dermatologically tested
- Wetness indicator on the back sheet shows when it is time to change
- All-in-one incontinence slip providing reliable protection and absorption, with an absorbency of 9 drops

Code	Description	Qty/Pack
CON254395	MoliCare Slip Maxi – Medium	14
CON254400	MoliCare Slip Maxi – Large	14

NDIS Item Code 03_092489060_0103_1_1



MoliCare Premium Elastic

- All-in-one incontinence slip with 2 elasticated side panels: suits and adapts to all body shapes and movements
- Approximately 20% faster application as well as easier and more ergonomic handling for caregivers
- Skin-friendly soft breathable material
- Antibacterial finish and pH buffering help to maintain a skin-neutral pH value of 5.5
- All-round protection is provided by fast absorption, anti-leakage system and quick dry system
- Hypoallergenic and dermatologically tested
- Wetness indicator on the back sheet shows when it is time to change

Code	Description	Qty/Pack
CON254300	MoliCare Premium Elastic 8D – Large	24

NDIS Item Code 03_092489060_0103_1_1

Reusable Clothing Protectors



Clothing Protector

- A variety of adult clothing protectors for men and women
- Designed for use in the home as well as health and aged care facilities, these protectors are able to absorb liquid and shield clothing from unwanted dampness, spills, stains and odours
- Easy to use and clean
- Ideal for anyone who experiences unsteadiness while eating or drinking
- 100% cotton facing



Modesty Cape

- To be used in facilities to cover the patient during transport to the shower

Code	Description	Width	Length
CON225016	Clothing Protector – Yellow Plaid	450mm	900mm
CON225018	Clothing Protector – Blue Tartan	450mm	900mm
CON229900	Clothing Protector – Plain	400mm	840mm
CON230000	Clothing Protector – Floral	400mm	840mm
CON230100	Clothing Protector – Tartan	400mm	840mm

Code	Description
CON236900	Modesty Cape

NDIS Item Code 03_092489060_0103_1_1

NDIS Item Code 03_092489060_0103_1_1 DVA AU16



Briefs Safety

- Designed to provide females with piece of mind, whilst being comfortable and discreet



Briefs Confident

- Unisex, re-usable, absorbent and the soft stay-dry surface reduces skin irritation

Code	Description	Size	Hip	Capacity
CON233600	Briefs Safety – Sml	12	900mm	150 – 200ml
CON233700	Briefs Safety – Med	14	950mm	150 – 200ml
CON233800	Briefs Safety – Lrg	16	1000mm	150 – 200ml
CON233900	Briefs Safety – XL	18	1050mm	150 – 200ml
CON234000	Briefs Safety – XXL	20	1100mm	150 – 200ml

Code	Description	Size	Hip	Capacity
CON232900	Briefs Confident – Sml	12	750 – 800mm	300 – 330ml
CON232800	Briefs Confident – Med	14	850 – 900mm	300 – 330ml
CON232700	Briefs Confident – Lrg	16	950 – 1000mm	300 – 330ml
CON233000	Briefs Confident – XL	18	1050 – 1100mm	300 – 330ml
CON233200	Briefs Confident – XXL	20	1150 – 1200mm	300 – 330ml

NDIS Item Code 03_093036132_0103_1_1

NDIS Item Code 03_093036132_0103_1_1

Reusable Clothing Protectors



Ladies Chantilly Briefs

- Conni waterproof, absorbent, and reusable women's undergarments are designed to absorb and protect
- Conni Chantilly Absorbent Underwear features our four-layer protection from the front waistband all the way to back waistband and a lower-cut leg embellishment with delicate lace
- A cost-effective and environmentally sustainable alternative to disposable products



Code	Description
CON245750	Ladies Chantilly – Size 10 (US 6) – Black
CON245751	Ladies Chantilly – Size 10 (US 6) – Beige
CON245700	Ladies Chantilly – Size 10 (US 6) – Pink
CON245752	Ladies Chantilly – Size 12 (US 8) – Black
CON245753	Ladies Chantilly – Size 12 (US 8) – Beige
CON245701	Ladies Chantilly – Size 12 (US 8) – Pink
CON245754	Ladies Chantilly – Size 14 (US 10) – Black
CON245755	Ladies Chantilly – Size 14 (US 10) – Beige
CON245702	Ladies Chantilly – Size 14 (US 10) – Pink
CON245756	Ladies Chantilly – Size 16 (US 12) – Black
CON245757	Ladies Chantilly – Size 16 (US 12) – Beige
CON245703	Ladies Chantilly – Size 16 (US 12) – Pink
CON245758	Ladies Chantilly – Size 18 (US 14) – Black
CON245759	Ladies Chantilly – Size 18 (US 14) – Beige



- Slim, fashionable and discreet, these underwear are suitable for light incontinence and excessive perspiration, providing confidence for everyday life, sports, menstruation or pre/postpartum
- Lightweight and easy to use, machine washable and tumble dryer safe; Conni underwear can be re-used countless times

Code	Description
CON245704	Ladies Chantilly – Size 18 (US 14) – Pink
CON245760	Ladies Chantilly – Size 20 (US 16) – Black
CON245761	Ladies Chantilly – Size 20 (US 16) – Beige
CON245699	Ladies Chantilly – Size 20 (US 16) – Pink
CON245762	Ladies Chantilly – Size 22 (US 18) – Black
CON245763	Ladies Chantilly – Size 22 (US 18) – Beige
CON245900	Ladies Chantilly – Size 22 (US 18) – Pink
CON245764	Ladies Chantilly – Size 24 (US 20) – Black
CON245765	Ladies Chantilly – Size 24 (US 20) – Beige
CON245901	Ladies Chantilly – Size 24 (US 20) – Pink
CON245766	Ladies Chantilly – Size 26 (US 22) – Black
CON245767	Ladies Chantilly – Size 26 (US 22) – Beige
CON245902	Ladies Chantilly – Size 26 (US 22) – Pink



Ladies Classic Briefs

- Conni waterproof, absorbent, and reusable women's undergarments are designed to absorb and protect
- Conni Classics feature our four-layer protection from the front waistband all the way to back waistband
- Slim, fashionable and discreet, these underwear are suitable for light incontinence and excessive perspiration, providing confidence for everyday life, sports, menstruation or pre/postpartum



Code	Description
CON245800	Ladies Classic – Size 10 (US 6) – Black
CON246000	Ladies Classic – Size 10 (US 6) – Beige
CON245801	Ladies Classic – Size 10 (US 6) – Pink
CON245802	Ladies Classic – Size 12 (US 8) – Black
CON246001	Ladies Classic – Size 12 (US 8) – Beige
CON245803	Ladies Classic – Size 12 (US 8) – Pink
CON245804	Ladies Classic – Size 14 (US 10) – Black
CON246002	Ladies Classic – Size 14 (US 10) – Beige
CON245805	Ladies Classic – Size 14 (US 10) – Pink
CON245806	Ladies Classic – Size 16 (US 12) – Black
CON246003	Ladies Classic – Size 16 (US 12) – Beige
CON245807	Ladies Classic – Size 16 (US 12) – Pink
CON245808	Ladies Classic – Size 18 (US 14) – Black
CON246004	Ladies Classic – Size 18 (US 14) – Beige
CON245809	Ladies Classic – Size 18 (US 14) – Pink



- Lightweight and easy to use, machine washable and tumble dryer safe; Conni underwear can be re-used countless times. A cost-effective and environmentally sustainable alternative to disposable products
- *Note: This product is designed for Light Bladder Leakage (LBL)*

Code	Description
CON245810	Ladies Classic – Size 20 (US 16) – Black
CON246005	Ladies Classic – Size 20 (US 16) – Beige
CON245811	Ladies Classic – Size 20 (US 16) – Pink
CON245812	Ladies Classic – Size 22 (US 18) – Black
CON246010	Ladies Classic – Size 22 (US 18) – Beige
CON245813	Ladies Classic – Size 22 (US 18) – Pink
CON245814	Ladies Classic – Size 24 (US 20) – Black
CON246011	Ladies Classic – Size 24 (US 20) – Beige
CON245815	Ladies Classic – Size 24 (US 20) – Pink
CON245816	Ladies Classic – Size 26 (US 22) – Black
CON246012	Ladies Classic – Size 26 (US 22) – Beige
CON245817	Ladies Classic – Size 26 (US 22) – Pink



Ladies Active Briefs

- Conni waterproof, absorbent, and reusable women's undergarments are designed to absorb and protect.
- Conni Active Absorbent Underwear features our four-layer protection only in the gusset to provide a slim, fashionable and more discreet fit
- Lightweight and easy to use, machine washable and tumble dryer safe; Conni underwear can be re-used countless times. A cost-effective and environmentally sustainable alternative to disposable products

Code	Description
CON245830	Ladies Active – Size 10 (US 6) – Black
CON245831	Ladies Active – Size 10 (US 6) – Beige
CON246020	Ladies Active – Size 10 (US 6) – Pink
CON245832	Ladies Active – Size 12 (US 8) – Black
CON245833	Ladies Active – Size 12 (US 8) – Beige
CON246021	Ladies Active – Size 12 (US 8) – Pink
CON245834	Ladies Active – Size 14 (US 10) – Black
CON245835	Ladies Active – Size 14 (US 10) – Beige
CON246022	Ladies Active – Size 14 (US 10) – Pink
CON245836	Ladies Active – Size 16 (US 12) – Black
CON245837	Ladies Active – Size 16 (US 12) – Beige
CON246023	Ladies Active – Size 16 (US 12) – Pink



- The Conni Ladies Active underwear is suitable for light incontinence and excessive perspiration, providing confidence for everyday life, sports, menstruation or pre/postpartum
- Note: This product is designed for Light Bladder Leakage (LBL)

Code	Description
CON245838	Ladies Active – Size 18 (US 14) – Black
CON245839	Ladies Active – Size 18 (US 14) – Beige
CON246024	Ladies Active – Size 18 (US 14) – Pink
CON245840	Ladies Active – Size 20 (US 16) – Black
CON245841	Ladies Active – Size 20 (US 16) – Beige
CON246025	Ladies Active – Size 20 (US 16) – Pink
CON246030	Ladies Active – Size 22 (US 18) – Pink
CON246031	Ladies Active – Size 24 (US 20) – Pink
CON246032	Ladies Active – Size 26 (US 22) – Pink

Men's Kalven Boxers

- Conni waterproof, absorbent, and reusable men's undergarments are designed to absorb and protect. Conni Mens Kalven Absorbent Underwear features our four-layer protection from the front waistband all the way to back waistband
- Slim, fashionable and discreet, these underwear are suitable for light incontinence and excessive perspiration, providing confidence for everyday life, sports, or post-surgery support

Code	Description
CON246100	Men's Kalven – Size S – Grey
CON246101	Men's Kalven – Size M – Grey
CON246102	Men's Kalven – Size L – Grey
CON246103	Men's Kalven – Size XL – Grey



- Lightweight and easy to use, machine washable and tumble dryer safe; Conni underwear can be re-used countless times. A cost-effective and environmentally sustainable alternative to disposable products
- Note: This product is designed for Light Bladder Leakage (LBL)

Code	Description
CON246104	Men's Kalven – Size 2XL – Grey
CON246105	Men's Kalven – Size 3XL – Grey
CON246106	Men's Kalven – Size 4XL – Grey

Men's Oscar Briefs

- Conni waterproof, absorbent, and reusable men's undergarments are designed to absorb and protect. Conni Mens Oscar Absorbent Underwear features our four-layer protection from the front waistband all the way to back waistband
- Slim, fashionable and discreet, these underwear are suitable for light incontinence and excessive perspiration, providing confidence for everyday life, sports, or post-surgery support

Code	Description
CON246200	Men's Oscar – Size S – Grey
CON246201	Men's Oscar – Size M – Grey
CON246202	Men's Oscar – Size L – Grey
CON246203	Men's Oscar – Size XL – Grey



- Lightweight and easy to use, machine washable and tumble dryer safe; Conni underwear can be re-used countless times. A cost-effective and environmentally sustainable alternative to disposable products
- Note: This product is designed for Light Bladder Leakage (LBL)

Code	Description
CON246204	Men's Oscar – Size 2XL – Grey
CON246205	Men's Oscar – Size 3XL – Grey
CON246206	Men's Oscar – Size 4XL – Grey



Reusable Incontinence Pads

- Conni waterproof, absorbent, and reusable underwear liners are designed to absorb and protect
- Slim and discreet, these liners are suitable for light bladder and/or bowel leakage and perspiration
- The underwear liners are conveniently supplied in a twin pack with a discreet waterproof zip bag for changing on the go

Code	Description
CON228580	Womens Liner Pad – (2 pack in waterproof bag)
CON228570	Mens Liner Pad – (2 pack in waterproof bag)

NDIS Item Code 03_093036132_0103_1_1



- These pads easily secure to brief style underwear with a built-in elastic clip strap located on the underside of the pad
- Lightweight and easy to use, machine washable and tumble dryer safe; Conni underwear liners can be reused countless times
- A cost-effective and environmentally sustainable alternative to disposable products





CONNI'S HYGROSCOPIC SYSTEM
Women's Briefs



EASY TO APPLY CLIPS
Reusable Incontinence Pads




CONNI'S HYGROSCOPIC SYSTEM
Men's Briefs



Laundry, Cleaning & Kitchen

- 240 Linen Skips
- 243 Clean Linen & Storage
- 244 Other Trolleys
- 246 Kitchen Trolleys




Linen Skips



Linen Skip (No Lid) - Stainless Steel (Hygiene)



- All stainless steel construction
- All joints fully welded - assists with infection control
- Heavy duty grey rubber castors - 100mm swivel
- Uprights are fixed at rear for swift bag removal



Code	Description	Length	Width	Height	Warranty
1 LAC500800	Linen Skip - Stainless Steel - Single	430 mm	430 mm	940 mm	5 Years
2 LAC500810	Linen Skip - Stainless Steel - Double	430 mm	860 mm	940 mm	5 Years
3 LAC500820	Linen Skip - Stainless Steel - Triple	430 mm	1280 mm	940 mm	5 Years
4 LAC500920	Soiled Linen Skip Bag Support - Stainless Steel (For Half Sized 10 kg Bag) - Clip on (sold separately as singles)				
5 LAC500925	Soiled Linen Skip Push Handle - Single - Stainless Steel				
LAC500930	Buffer Disc and Reducing Bush to Suit Linen Skips (Each)				
6 LAC500926	Waste Bin - Stainless Steel Frame (Clip on) - Includes 30L Bin				

Linen Skip (No Lid) - Economy White (Hygiene)



- Steel - anti-corrosion/epoxy powder coated
- All joints fully welded - assists with infection control
- 75mm twin wheel swivel castors
- Uprights are fixed at rear for swift bag removal

Code	Description	Length	Width	Height	Warranty
1 LAC500830	Linen Skip - Stainless Steel - White Steel - Single	430 mm	430 mm	890 mm	5 Years
2 LAC500840	Linen Skip - Stainless Steel - White Steel - Double	430 mm	860 mm	890 mm	5 Years
3 LAC500850	Linen Skip - Stainless Steel - White Steel - Triple	430 mm	1290 mm	890 mm	5 Years
4 LAC500930	Buffer Disc and Reducing Bush to Suit Linen Skips (Each)				

Linen Skips

Linen Skip (Foot Operated Lid) - Stainless Steel (Hygiene)

- All stainless steel construction
- All joints fully welded - assists with infection control
- Heavy duty grey rubber castors - 100mm swivel
- Polypropylene white plastic lid
- Uprights are fixed at rear for swift bag removal
- Large foot pedal to operate lid
- Lid labels - 1 set included



Code	Description	Length	Width	Height	Warranty
1 LAC500860	Linen Skip Foot Operated Lid - Stainless Steel - Single	430 mm	460 mm	945 mm	5 Years
2 LAC500870	Linen Skip Foot Operated Lid - Stainless Steel - Double	430 mm	920 mm	945 mm	5 Years
3 LAC500880	Linen Skip Foot Operated Lid - Stainless Steel - Triple	430 mm	1360 mm	945 mm	5 Years
LAC500915	Sticker Kit for LAC500636 (set of 4 stickers) - Replacement stickers				
4 LAC500636	Lid for Linen Skip - White (With stickers)				
5 LAC500920	Soiled Linen Skip Bag Support - Stainless Steel (For Half Sized 10 kg Bag) - Clip on (sold separately as singles)				
LAC500925	Soiled Linen Skip Push Handle - Single - Stainless Steel				
6 LAC500930	Buffer Disc and Reducing Bush to Suit Linen Skips (Each)				
7 LAC500926	Waste Bin - Stainless Steel Frame (Clip on) - Includes 30L Bin				

Linen Skip (Foot Operated Lid) - Economy White (Hygiene)

- Steel - anti-corrosion/epoxy powder coated
- All joints fully welded - assists with infection control
- 75mm twin wheel swivel castors
- Uprights are fixed at rear for swift bag removal
- Polypropylene white plastic lid
- Large foot pedal to operate lid
- Lid labels - 1 set included



Code	Description	Length	Width	Height	Warranty
1 LAC500890	Linen Skip Foot Operated Lid - White Steel - Single	430 mm	430 mm	890 mm	5 Years
2 LAC500900	Linen Skip Foot Operated Lid - White Steel - Double	430 mm	860 mm	890 mm	5 Years
3 LAC500910	Linen Skip Foot Operated Lid - White Steel - Triple	430 mm	1290 mm	890 mm	5 Years
LAC500915	Sticker Kit for LAC500636 (Set of 4 Stickers) - Replacement Stickers				
4 LAC500636	Lid for Linen Skip - White (With stickers)				
5 LAC500930	Buffer Disc and Reducing Bush to Suit Linen Skips (Each)				

Soiled Linen Bags

- Replacement Linen Bags to suit linen trolley
- Available as standard or waterproof
- All come with a 1 year warranty
- 15kg linen weight (10kg half size bags)

Code	Description	Code	Description	Code	Description
LAC353130	Drawstring S4 - White	LAC353060	Waterproof - White	LAC353105	Half Size (OH&S) - White
LAC353140	Drawstring S4 - Blue	LAC353020	Waterproof - Blue	LAC353106	Half Size (OH&S) - Blue
LAC353160	Drawstring S4 - Green	LAC353040	Waterproof - Green	LAC353107	Half Size (OH&S) - Green
LAC353170	Drawstring S4 - Red	LAC353050	Waterproof - Red	LAC353108	Half Size (OH&S) - Red
LAC353180	Drawstring S4 - Yellow	LAC353070	Waterproof - Yellow	LAC353109	Half Size (OH&S) - Yellow
LAC353190	Drawstring S4 - Purple	LAC353030	Waterproof - Black	LAC353110	Half Size (OH&S) - Purple





Soiled Linen Skip Lids - For Hygiene Range

- Replacement lid for Foot Operated Linen Trolley
- Lids available in a variety of colours

Code	Description	Warranty
LAC354110	Soiled Linen Skip Lid Plastic - Green	1 Year
LAC354130	Soiled Linen Skip Lid Plastic - Red	1 Year
LAC354140	Soiled Linen Skip Lid Plastic - White	1 Year
LAC354150	Soiled Linen Skip Lid Plastic - Yellow	1 Year
LAC500636	Lid for Linen Skip - White (With Stickers)	1 Year
LAC500915	Sticker Kit for LAC500636 (Set of 4 Stickers)	1 Year



Bulk Soiled Linen Trolley

- Mobile Soiled Linen/Garbage trolley
- Transport and dispose soiled linen or garbage in the hospital or aged care environment
- 200mm grey rubber castor
- Hanging lockable door
- Pictured with gas assisted lid

Code	Description	Length	Width	Height	Warranty
LAC353950	Bulk Soiled Linen / Garbage Trolley - Small	1200 mm	625 mm	1240 mm	3 Years
LAC353960	Bulk Soiled Linen / Garbage Trolley - Large	1650 mm	800 mm	1200 mm	3 Years



Moist Linen Trolley

- Mobile moist linen trolley
- Transport and dispose soiled linen in the hospital or aged care environment
- Galvanised base
- 125mm heavy duty nylon swivel castors

Code	Description	Length	Width	Height	Warranty
LAC354025	Moist Linen Trolley - Small	1000 mm	710 mm	790 mm	5 Years
LAC354030	Moist Linen Trolley - Large	1360 mm	750 mm	790 mm	5 Years
LAC354062	Spring Base Option - Small				1 Year
LAC354064	Spring Base Option - Large				1 Year
LAC500940	Lid to suit Moist Linen Trolley - Small				1 Year
LAC500945	Lid to suit Moist Linen Trolley - Large				1 Year
LAC500935	Push Handle				1 Year

Wet & Dry Linen Trolley



- Lightweight robust mesh construction
- Spring assisted adjustable base
- Spring covers reducing linen entrapment
- HDPE self lubricating, super quiet, anti rattle platform guides
- Heavy duty rubber swivel castors (2 x fixed on Medium & Large)
- 4 corner rotating wall buffers
- Pre zinc epoxy powder coated finish

Code	Description	Length	Width	Height	Warranty
1 LAC353380	Wet & Dry Linen Trolley - Small + Spring Covers	800 mm	600 mm	800 mm	5 Years
2 LAC354190	Wet & Dry Linen Trolley - Medium + Spring Covers	1100 mm	680 mm	850 mm	5 Years
3 LAC354210	Wet & Dry Linen Trolley - Large + Spring Covers	1400 mm	800 mm	850 mm	5 Years
LAC354215	Push Handle - Bolt On for Wet and Dry Linen Trolley - Small				
LAC354220	Push Handle - Bolt On for Wet and Dry Linen Trolley - Medium				
LAC354225	Push Handle - Bolt On for Wet and Dry Linen Trolley - Large				

Clean Linen & Storage



Economy Clean Linen Trolley

- Durable lightweight construction
- Top tray with raised edging for additional storage
- Heavy duty swivel castors (1x directional castor on large models)
- Multi height push handle (large model only)
- 4 corner wall buffers
- Pre zinc epoxy powder coated finish
- Optional trolley cover available

Code	Description	Length	Width	Height	Warranty
1 LAC353640	Clean Linen Trolley - Small - 2 Shelf + Top Tray + Push Handle	920 mm	525 mm	1040 mm	5 Years
2 LAC353610	Clean Linen Trolley - Large - 3 Shelf + Top Tray + Push Handle	1100 mm	550 mm	1400 mm	5 Years
3 LAC353620	Clean Linen Trolley - Small - 2 Shelf + Top Tray + Push Handle	920 mm	525 mm	1040 mm	5 Years
4 LAC353590	Clean Linen Trolley - Large - 3 Shelf + Top Tray + Push Handle	1100 mm	550 mm	1400 mm	5 Years
5 LAC353630	Clean Linen Trolley Front Cover - Economy Closed - Small				
6 LAC353600	Clean Linen Trolley Front Cover - Economy Closed - Large				

Deluxe Clean Linen Trolley

- Durable lightweight aluminium panels & robust steel frame
- Two tone epoxy powder coated
- Optional top tray with raised edging for additional storage
- Tow hitch connection
- Heavy duty 175mm swivel castors (2 x total lock & 2 x directional lock)
- Multi height push handle at both ends
- 4 corner wall buffers

Code	Description	Length	Width	Height	Warranty
1 LAC353560	Clean Linen Trolley - Large - 3 Shelf + Aluminium Shelf + Push Handle	1400 mm	800 mm	850 mm	5 Years
2 LAC353570	Clean Linen Trolley Front Cover - Large				
3 LAC353575	Clean Linen Trolley Tow Hitch - Large				

Linen Folding Table

- PVC work surface with raised sides
- 125mm swivel castors
- Robust construction
- Frame - Powder coated finish

Code	Description	Length	Width	Height	Warranty
LAC501000	Linen Folding Table - Fixed Height	1200 mm	650 mm	900 mm	3 Years
LAC501010	Linen Folding Table - Electric	1200 mm	650 mm	900 mm	3 Years

Garment Dispensing Trolley

- Lightweight mild steel construction
- Pre-treated epoxy powder coated finish
- Large diameter heavy duty swivel castors - 125mm diameter for 16 & 20 tray trolleys - 150mm diameter for 30 tray trolley
- Corner buffers
- Push handle both ends

Code	Description	Length	Width	Height	Warranty
LAC353650	Garment Dispensing Trolley - 16 Baskets	1140 mm	700 mm	1355 mm	5 Years
LAC353660	Garment Dispensing Trolley - 20 Baskets	1140 mm	700 mm	1355 mm	5 Years
LAC353680	Garment Dispensing Trolley - 30 Baskets	1610 mm	700 mm	1355 mm	5 Years
LAC353470	Crate for Garment Dispensing Trolley	430 mm	325 mm	130 mm	5 Years

Other Trolleys



Utility Cart

- Transports or manoeuvres equipment and supplies in the home, hospital or aged care facility
- Large shelves hold various equipment and supplies
- Lightweight frame for easy manoeuvrability
- 125mm grey rubber swivel castors
- Available in black or white

Code	Description	Length	Width	Height	Weight Capacity	Warranty
LAC353011	Utility Cart - Black	960 mm	1030 mm	508 mm	136 kg	1 Year
LAC353010	Utility Cart - White	960 mm	1030 mm	508 mm	136 kg	1 Year



Mobile Garbage Trolley

- Foot pedal operated lid - stainless steel and epoxy coated
- Channel frame with removable shock cord for secure plastic bag location
- Tapered uprights towards rear of frame for easy bag removal
- Bag support
- 75mm twin wheel swivel castors

Code	Description	Length	Width	Height	Warranty
LAC354250	Mobile Garbage Trolley	410 mm	415 mm	885 mm	5 Years



Garbage Holder Wall Mounted

- Wall mounted garbage bag holder
- Foot operated lid is convenient and ideal for infection control
- Perforated sheet metal bag support
- White epoxy powder coated frame for corrosion resistance
- Comes with plastic lid
- Suits plastic or paper bags

Code	Description	Length	Width	Height	Warranty
LAC354240	Garbage Holder Wall Mounted	370 mm	400 mm	875 mm	3 Years

Other Trolleys



Cleaning Cart

- Smooth, easy-to-clean surface
- Zippered bag for easy trash removal
- Non-marking 8" (20.3cm) wheels and 4" (10.2cm) castors
- Optional locking compartment to keep cleaning chemicals out of reach

Code	Description	Length	Width	Height	Warranty
LAC353012	Cleaning Cart with Zippered Yellow Vinyl Bag	1264 mm	552 mm	975 mm	1 Year
LAC353013	Cleaning Cart Locking Cabinet	406 mm	286 mm	508 mm	1 Year



Stock Trolley

- Lightweight robust construction
- Fixed perforated basket
- Push Handle on both ends
- Heavy duty 125mm polyurethane swivel castors
- Swivel buffer discs for wall protection
- Epoxy powder coated finish

Code	Description	Length	Width	Height	Warranty
WAT825510	Stock Trolley	700 mm	450 mm	950 mm	5 Years



Garment Rack (Nesting)

- Lightweight durable construction
- Epoxy Powder coated frame
- 'T' base design allows easy access
- Swivel buffer discs
- 125mm lock castors
- Large hanging space
- Storage tray
- Multi position push handle fitted both ends
- Removable plastic storage containers

Code	Description	Length	Width	Height	Warranty
LAC353462	Garment Rack - Z Base	1425 mm	650 mm	1750 mm	5 Years



File Trolley

- 25mm diameter push handle at both ends
- Lightweight
- Swivel wall buffers
- Storage Tray
- File trolley lid available

Code	Description	Length	Width	Height	Warranty
WAT900910	File Trolley	950 mm	420 mm	980 mm	5 Years
WAT900920	File Trolley Lid				



Flow Chart Trolley

- Lightweight aluminium work platform 670mm x 800mm
- Spring assisted high / low adjustment
- 3x flow chart clips
- Pen & implement retainer
- Stainless steel uprights
- Epoxy powder coated top
- Stable 4x point pre-zinc treated epoxy powder coated contoured base
- 100mm total lock grey rubber castors

Code	Description	Length	Width	Height	Warranty
WAT900940	Flow Chart Trolley	670 mm	800 mm	850 - 1300 mm	5 Years

Kitchen Trolleys



Kitchen Trolleys



Food Tray Clearing Trolley

- Lightweight stainless steel, fully welded construction
- 40mm safe edge on top of tray to prevent spills
- Push handle at both ends
- Stainless steel frame
- 4 x 125 mm grey rubber swivel castors

	Code	Description	Length	Width	Height	Warranty
1	WAT824400	FoodTray Clearing Trolley - 2 Shelf	800 mm	500 mm	950 mm	5 Years
2	WAT824600	FoodTray Clearing Trolley - 3 Shelf	800 mm	500 mm	950 mm	5 Years
	WAT824700	FoodTray - 450 x 350 mm - Plastic - Small	450 mm	350 mm	-	-

Food Tray Dispensing Trolley



- Stainless steel top shelf
- Push handle at both ends
- Stainless steel frame
- 2 x directional lock castors
- 2 x directional swivel castors
- Corner buffers
- Can be manufactured to suit any tray size or configuration

	Code	Description	Length	Width	Height	Warranty
1	WAT823500	FoodTray Dispensing Trolley - 8Tray - Stainless Steel - 125 mm Castors	460 mm	615 mm	1490 mm	5 Years
2	WAT823600	FoodTray Dispensing Trolley - 16Tray - Stainless Steel - 150 mm Castors	575 mm	900 mm	1490 mm	5 Years
3	WAT824000	FoodTray Dispensing Trolley - 24Tray - Stainless Steel - 150 mm Castors	575 mm	1330 mm	1490 mm	5 Years
	WAT824700	FoodTray - 450 x 350 mm - Plastic - Small	450 mm	350 mm	-	-
	WAT824710	FoodTray - 560 x 404 mm - Plastic - Regular	560 mm	404 mm	-	-
	WAT824716	Cover for 8Tray Trolley - Pockets & 4 Grips				
	WAT824717	Cover for 16Tray Trolley - Pockets & 4 Grips				
	WAT824715	Cover for 24Tray Trolley - Pockets & 4 Grips				



Tray Clearing Trolley

- Tray Clearing Trolley is ideal for hospital or nursing home environment
- Four 150mm swivel castors
- Stainless steel construction featuring two or three shelves design

	Code	Description	Width	Depth	Height	Warranty
	WAT824300	Tray Clearing Trolley 2 Shelf with Receptacles	1100 mm	500 mm	1000 mm	3 Years
	WAT824500	Tray Clearing Trolley 3 Shelf with Receptacles	810 mm	500 mm	965 mm	3 Years



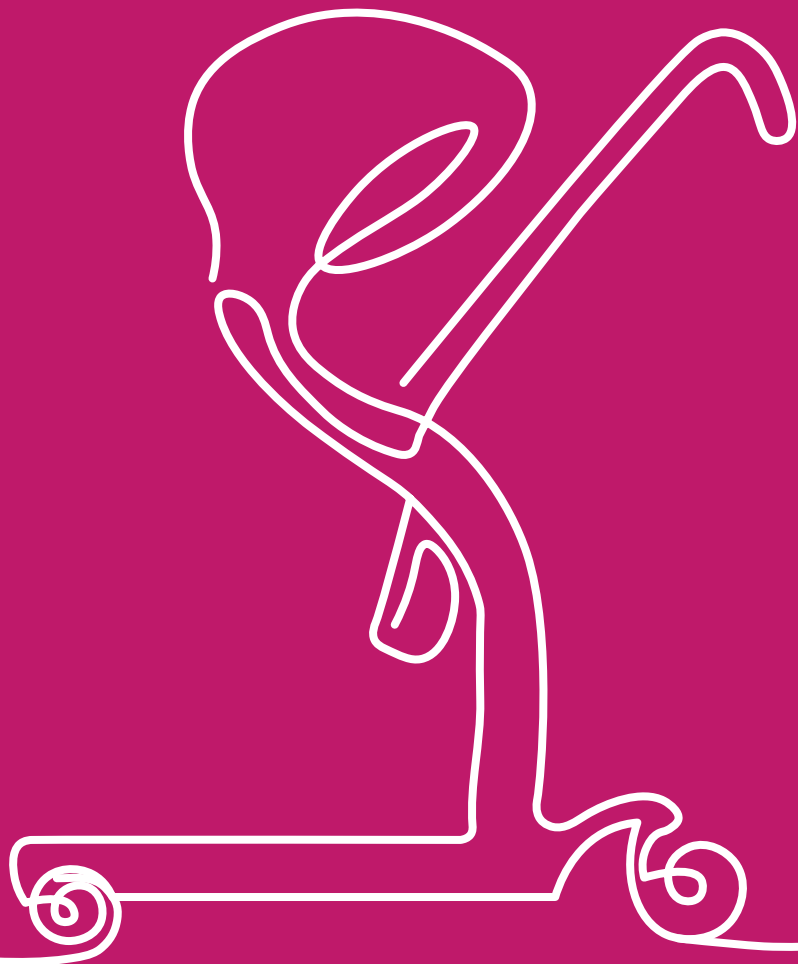
Beverage Trolley

- Top shelf with Urn Locating Lugs & 3 removable cutlery inserts
- Removable plastic pot on side for garbage etc
- Removable drip tray to capture water spillage from Urn
- Twin plate/saucer stackers
- Rail facility to accommodate three removable food trays
- Rail facility to accommodate three removable cup holder crates
- Castors – 125mm heavy duty grey rubber swivel
- Finish – Stainless steel

	Code	Description	Width	Depth & Height	Height	Warranty
	WAT823300	Beverage Trolley	600 mm	300 mm	600 mm	3 Years
	WAT823400	Beverage Trolley with Fixed Shelves - Double	600 mm	300 mm	600 mm	3 Years

Manual Handling – Lifters & Slings

251	Aidacare Aspire Lifters
255	Aspire Slings
258	Aspire STAR Patient Mover
259	Liko Lifters
261	Liko Slings
265	Ceiling Hoists
271	Gantry Systems
273	Oxford Lifters
276	Invacare Lifters



Lifters & Slings Overview

FIM Score

FIM is a widely used assessment tool to classify a person's function from independence to total assistance in 7 levels:

What are the 7 levels?	Type of Lifter	Type of Sling
COMPLETE INDEPENDENCE		
7 Complete Independence Another person is not required for the activity which is performed safely without modification or outside assistance within a reasonable time.	None	None
6 Modified Independence Activity requires one or more of the following: an assistive device, more than reasonable time or safety (risk) considerations.	None	None
DEPENDENT		
5 Supervision or set up Someone required to help by observation or encouragement without contact.	Standing Lifter	None
4 Minimal Assistance Someone required to help – by touching – subject makes 75% or more of the effort.	Standing Lifter / Patient Mover	Standing Slings
3 Moderate Assistance Someone required to help by more than touching – subject makes 50% – 75% of the effort.	Standing Lifter / Patient Mover / Patient Lifter / Multi Lifter	Standing Slings /Lifting Slings
COMPLETE DEPENDENCE		
2 Maximal Assistance Complete dependence. Subject makes less than 50% but at least 25% of effort.	Patient Lifter / Patient Lifter / Overhead System	Lifting Slings
1 Total Assistance Complete dependence. Subject makes less than 25% of effort.		Lifting Slings

Please note that staff in ALL areas must have immediate access to at least one mobile passive hoist for use in the event of an emergency such as the retrieval of a patient who has fallen. A passive hoist suitable for a very heavy person should also be accessible within the facility/hospital and all staff should be aware of the system for accessing the hoist as required. (For example: in the event of an unplanned admission of a very heavy patient into Accident and Emergency).

Choosing The Right Sling

To simplify the process of sling selection, we have developed a chart to guide you in the appropriate use of each sling and task. There will, of course, be exceptions to this guide, but this reference enables a view of what tasks can be completed.

Lifter Type	Sling Type	Toilet	Commode to Bath	Chair to Chair	Bed to Chair	Floor to Bed	Chair to Commode
Patient Lifter	Hygiene / Toileting	●	●				●
Patient Lifter	General Purpose			●	●	●	
Patient Lifter	Single / Exclusive Use			●	●	●	
Patient Lifter	Hammock / Full Body / Low Friction			●	●	●	
Standing Lifter	Standing	●		●	●		●

Aidacare Aspire Lifters



A150F Aluminium Folding Lifter



Folds for Transport & Storage
Folds quickly and conveniently for storage or transport in the boot of the car



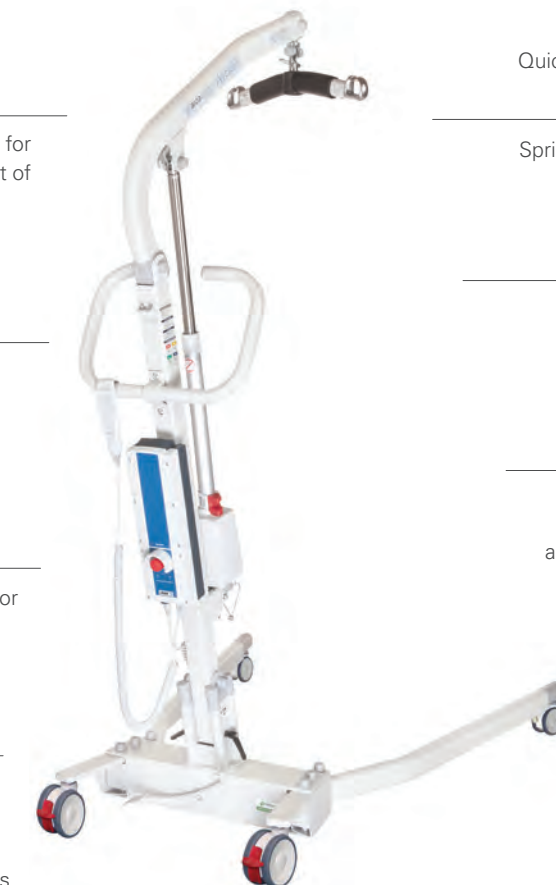
Off Set Leg Design
Provides additional accessibility around chairs and in the home



Leg Function
Simple foot operation to open or close legs for lifting stability or accessibility



TENTE Castors
2 x 75mm front castors
2 x 100mm rear locking castors



Quick release padded sling bar w/ safety clips



Spring safety latch to connect/disconnect the sling bar

Ergonomic Handset



The latest slimline technology from Linak

Safety Features

Emergency stop button, emergency lowering and anti-entrapment technology



IDEAL FOR HOME USE



1 YEAR WARRANTY
Battery

3 YEAR WARRANTY
Electronics

5 YEAR WARRANTY
Frame

Code	Description	Overall Height	Overall Length	Overall Width	Lifter Weight
LSS390600	A150F – Folding Lifter – Aluminium	1873mm	1280mm	660mm	32.9kg

NDIS Item Code 05_123603111_0105_1_2 DVA AM01

A205 Aluminium Compact Lifter



Easy Transportation & Storage

Is quick and convenient with tool free disassembly



Ergonomic Handset

Linak technology fits neatly in the hand with an intuitive control panel



Powered Leg Function

Opens and closes the legs for lifting stability or accessibility



Quick release padded sling bar w/ safety clips



Spring safety latch to connect/disconnect the sling bar

Safety Features

Emergency stop button, emergency lowering and anti-entrapment technology



TENTE Castors

2 x 75mm front castors
2 x 100mm rear locking castors



1 YEAR WARRANTY Battery

3 YEAR WARRANTY Electronics

5 YEAR WARRANTY Frame



Code	Description	Overall Height	Overall Length	Overall Width	Lifter Weight
LSS390610	A205 - Patient Lifter - Aluminium	2045mm	1135mm	620mm	38.1kg

NDIS Item Code 05_123603111_0105_1_2 DVA AM01

200 Steel Lifter



Ergonomic Handles for Caregivers Comfort

Provide multiple grip points to suit carers of different heights and strengths



Ergonomic Handset

Linak technology fits neatly in the hand with an intuitive control panel



Powered Leg Function

Opens and closes the legs for lifting stability or accessibility



Quick release padded sling bar w/ safety clips



Spring safety latch to connect/disconnect the sling bar

Safety Features

Emergency stop button, emergency lowering and anti-entrapment technology



TENTE Castors

2 x 75mm front castors
2 x 100mm rear locking castors



1 YEAR WARRANTY Battery

3 YEAR WARRANTY Electronics

5 YEAR WARRANTY Frame



Code	Description	Overall Height	Overall Length	Overall Width	Lifter Weight
LSS390620	200 - Patient Lifter - Steel	1940mm	1280mm	665mm	43.9kg

NDIS Item Code 05_123603111_0105_1_2 DVA AM01

A320 Aluminium Bariatric Lifter



Ergonomic Handles & Support Arms

Offer multiple grip points, assistance with Gait Training and leverage for turning



Ergonomic Handset

Linak technology fits neatly in the hand with an intuitive control panel



Powered Leg Function

Opens and closes the legs for lifting stability or accessibility



Quick release padded 4 point sling bar w/ safety clips



Spring safety latch to connect/disconnect the sling bar

Safety Features

Emergency stop button, emergency lowering and anti-entrapment technology



TENTE Castors

2 x 100mm front castors
2 x 125mm rear locking castors



1 YEAR WARRANTY Battery

3 YEAR WARRANTY Electronics

5 YEAR WARRANTY Frame



Code	Description	Overall Height	Overall Length	Overall Width	Lifter Weight
LSS390630	A320 - Bariatric Lifter - Aluminium	2165mm	1505mm	765mm	63kg

NDIS Item Code 05_123603111_0105_1_2 DVA AM01

A200S Aluminium Compact Standing Lifter



Ergonomic Handset

Linak technology fits neatly in the hand with an intuitive control panel



TENTE Castors

2 x 75mm front castors
2 x 75mm rear locking castors



Powered Leg Function

Opens and closes the legs for lifting stability or accessibility



T-Shape Depth Adjustable Sling Bar w/ Safety Clips



Safety Features

Emergency stop button, emergency lowering and anti-entrapment technology



Adjustable Padded Leg Rests

Provide comfort and support during transfers and can be adjusted to suit the patient



1 YEAR WARRANTY Battery

3 YEAR WARRANTY Electronics

5 YEAR WARRANTY Frame



Code	Description	Overall Height	Overall Length	Overall Width	Lifter Weight
LSS390640	A200S - Patient Stander - Aluminium	1455mm	985mm	590mm	30.4kg

NDIS Item Code 05_123603111_0105_1_2 DVA AM01

200S Steel Standing Lifter



Ergonomic Handset

Linak technology fits neatly in the hand with an intuitive control panel



Safety Features

Emergency stop button, emergency lowering and anti-entrapment technology



Powered Leg Function

Opens and closes the legs for lifting stability or accessibility



Bullhorn Lifting Boom w/ Safety Clips



6 sling attachment points give the carer flexibility to perform the optimal lift in any scenario

Adjustable Padded Legrests



Provide comfort and support during transfers and can be adjusted to suit the patient

TENTE Castors



2 x 75mm front castors
2 x 100mm rear locking castors



1 YEAR WARRANTY
Battery

3 YEAR WARRANTY
Electronics

5 YEAR WARRANTY
Frame

Code	Description	Overall Height	Overall Length	Overall Width	Lifter Weight
LSS390650	200S – Patient Stander – Steel	1790mm	1150mm	655mm	44.9kg

NDIS Item Code 05_123603111_0105_1_2 DVA AM01



Pivot Frame



- Powered Pivot Frame is fully integrated and controlled via patient lifter handset
- Ergonomic positioning handle allows single handed patient positioning whilst controlling movement via the LINAK handset
- Four clip sling attachment points
- Patients can be ideally positioned for safety and comfort during the transfer process
- Designed for use with Aidacare Aspire Patient Lifters and Clip Slings, yet adaptable to many other lifter brands



Powered

Manual

Code	Description	Suits Lifters	Suits Slings	S.W.L	Warranty	
LSS390665	Powered Pivot Frame	200, A205, A320	Aspire CLIP Slings	227kg	3 Years <i>Electronics</i>	5 Years <i>Frame</i>
LSS390670	Manual Pivot Frame	200, A205, A320	Aspire CLIP Slings	227kg	–	5 Years <i>Frame</i>

NDIS Item Code 05_129000111_0105_1_2 DVA AM03



In-Line Weigh Scale

Weigh Scale



- Designed to be fitted on Aidacare Aspire Patient Lifters
- Allows for an accurate weight measurement to be taken by a carer when a patient is suspended in a sling
- Easy to read LCD display



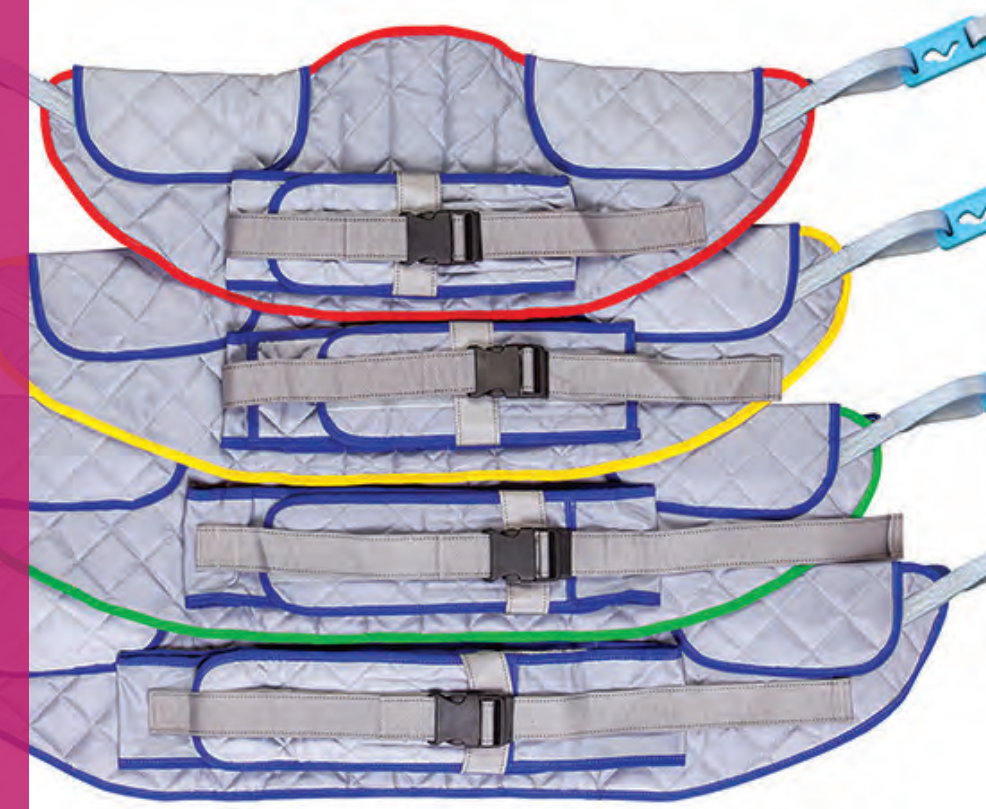
Integrated Weigh Scale
Also Available



Code	Description	Suits Lifters	S.W.L	Warranty	
LSS390680	In-Line Weigh Scale	A150F, 200, A205, A320	320kg	2 Years <i>Battery</i>	2 Years <i>Headrest</i>
LSS390675	Integrated Weigh Scale	A150F, 200, A205	200kg	–	–

NDIS Item Code 05_129000111_0105_1_2

Aspire Slings



Sizing Colour Reference

All slings have reinforced edging that is colour coded for each size available making them easy to identify.




Size	Edging	Girth	Height	S.W.L
Small	●	65 cm – 95cm	120 cm – 160cm	200kg
Medium	●	77 cm – 110cm	140 cm – 175cm	200kg
Large	●	98 cm – 135cm	158 cm – 185cm	300kg
X-Large	●	118 cm – 157cm	165 cm – 193cm	300kg
XX-Large	●	155 cm – 184cm	170 cm – 193cm	300kg
XXX-Large	●	180 cm – 210cm	170 cm – 193cm	300kg

Deluxe General Purpose Sling



- Versatile sling offering body contoured fabric shaped for maximum patient comfort and support
- Available in Polyester or Mesh
- For FIM score 1 or 2



Code	Description	Size	Edge	S.W.L	Warranty
LSS390700	Polyester – Loop	Small	●	200kg	1 Year
LSS390705	Polyester – Loop	Medium	●	200kg	1 Year
LSS390710	Polyester – Loop	Large	●	300kg	1 Year
LSS390715	Polyester – Loop	X-Large	●	300kg	1 Year
LSS390716	Mesh – Loop	Small	●	200kg	1 Year
LSS390717	Mesh – Loop	Medium	●	200kg	1 Year
LSS390718	Mesh – Loop	Large	●	300kg	1 Year
LSS390719	Mesh – Loop	X-Large	●	300kg	1 Year

NDIS Item Code 05_123621111_0105_1_2 DVA AM02


Deluxe General Purpose Sling with Head Support



- Comfortable padded head support with rigidisers for posture management
- Available in Polyester or Mesh
- Body contoured fabric
- For FIM score 1 or 2

Code	Description	Size	Edge	S.W.L	Warranty
LSS390740*	Polyester – Loop	Small	●	200kg	1 Year
LSS390745*	Polyester – Loop	Medium	●	200kg	1 Year
LSS390750*	Polyester – Loop	Large	●	300kg	1 Year
LSS390755*	Polyester – Loop	X-Large	●	300kg	1 Year
LSS3907551*	Polyester – Loop	XX-Large	●	300kg	1 Year
LSS3907552*	Polyester – Loop	XXX-Large	●	300kg	1 Year
LSS390756*	Mesh – Loop	Small	●	200kg	1 Year
LSS390757*	Mesh – Loop	Medium	●	200kg	1 Year
LSS390758*	Mesh – Loop	Large	●	300kg	1 Year
LSS390759*	Mesh – Loop	X-Large	●	300kg	1 Year
LSS3907591*	Mesh – Loop	XX-Large	●	300kg	1 Year
LSS3907592*	Mesh – Loop	XXX-Large	●	300kg	1 Year
LSS390900	Polyester – Clip	Small	●	200kg	1 Year
LSS390905	Polyester – Clip	Medium	●	200kg	1 Year
LSS390910	Polyester – Clip	Large	●	300kg	1 Year
LSS390915	Polyester – Clip	X-Large	●	300kg	1 Year
LSS390916	Mesh – Clip	Small	●	200kg	1 Year
LSS390917	Mesh – Clip	Medium	●	200kg	1 Year
LSS390918	Mesh – Clip	Large	●	300kg	1 Year
LSS390919	Mesh – Clip	X-Large	●	300kg	1 Year

NDIS Item Code 05_123621111_0105_1_2 * DVA AM02



Deluxe Hygiene Access Sling



- Offers generous underarm padding, quilted leg straps and a reinforced wide-cut back
- Security strap features velcro and buckle fastening for easy positioning and added safety
- Padded polyester fabric for increased patient comfort
- For FIM score 2 or 3




Code	Description	Size	Edge	S.W.L	Warranty
LSS390760	Polyester – Loop	Small	●	200kg	1 Year
LSS390765	Polyester – Loop	Medium	●	200kg	1 Year
LSS390770	Polyester – Loop	Large	●	300kg	1 Year
LSS390775	Polyester – Loop	X-Large	●	300kg	1 Year
LSS390776	Polyester – Loop	XX-Large	●	300kg	1 Year
LSS390777	Polyester – Loop	XXX-Large	●	300kg	1 Year

NDIS Item Code 05_123621111_0105_1_2 DVA AM02

Deluxe Hygiene Access Sling w/ Head Support



- Offers an adjustable head support for additional patient safety and comfort whilst maintaining all the benefits of the sling
- Intuitive shape allows easier access for undressing and washing
- Padded poly fabric and generous under arm padding for increased patient comfort
- Security belt with velcro and buckle
- For FIM score 2 or 3



Code	Description	Size	Edge	S.W.L	Warranty
LSS390780*	Polyester – Loop	Small	●	200kg	1 Year
LSS390785*	Polyester – Loop	Medium	●	200kg	1 Year
LSS390790*	Polyester – Loop	Large	●	300kg	1 Year
LSS390795*	Polyester – Loop	X-Large	●	300kg	1 Year
LSS390940	Polyester – Clip	Small	●	200kg	1 Year
LSS390945	Polyester – Clip	Medium	●	200kg	1 Year
LSS390950	Polyester – Clip	Large	●	300kg	1 Year
LSS390955	Polyester – Clip	X-Large	●	300kg	1 Year

NDIS Item Code 05_123621111_0105_1_2 * DVA AM02

Deluxe Hammock Sling with Head Support




SUPER SOFT



MESH

- This full body sling provides complete comfort and support for high needs patients
- Two fabric options: – Mesh for general use – Supersoft for long term use
- Parasilk leg strap lining for easy positioning
- For FIM score 1 or 2



Code	Description	Size	Edge	S.W.L	Wty
LSS390800	Super Soft – Loop	Small	●	200kg	1 Year
LSS390805	Super Soft – Loop	Medium	●	200kg	1 Year
LSS390810	Super Soft – Loop	Large	●	300kg	1 Year
LSS390815	Super Soft – Loop	X-Large	●	300kg	1 Year
LSS390860	Mesh – Loop	Small	●	200kg	1 Year
LSS390865	Mesh – Loop	Medium	●	200kg	1 Year
LSS390870	Mesh – Loop	Large	●	300kg	1 Year
LSS390875	Mesh – Loop	X-Large	●	300kg	1 Year


NDIS Item Code 05_123621111_0105_1_2 DVA AM02

Deluxe Low Friction Sling



Clip Option


- This sling offers a shear reducing low friction surface for improved patient comfort
- Parasilk material for easy positioning
- Supports the whole body and is suitable for general transfers, including: seated to seated and bed to chair transfers
- For FIM score 1 or 2



Code	Description	Size	Edge	S.W.L	Warranty
LSS390880	Parasilk – Loop	Small	●	200kg	1 Year
LSS390885	Parasilk – Loop	Medium	●	200kg	1 Year
LSS390890	Parasilk – Loop	Large	●	300kg	1 Year
LSS390895	Parasilk – Loop	X-Large	●	300kg	1 Year
LSS390960	Parasilk – Clip	Small	●	200kg	1 Year
LSS390965	Parasilk – Clip	Medium	●	200kg	1 Year
LSS390970	Parasilk – Clip	Large	●	300kg	1 Year
LSS390975	Parasilk – Clip	X-Large	●	300kg	1 Year

NDIS Item Code 05_123621111_0105_1_2

Deluxe Standing Sling



Clip Option

- Intuitively designed, this sling offers generous underarm padding and a reinforced wide-cut back for comfort
- Quilted and padded under arm to enhance patient comfort
- Padded back support with stays for stability and rigidity
- Security strap features velcro and buckle fastening for easy positioning and added safety
- For FIM score 3 or 4



Code	Description	Size	Edge	S.W.L	Warranty
LSS390720	Polyester – Loop	Small	●	200kg	1 Year
LSS390725	Polyester – Loop	Medium	●	200kg	1 Year
LSS390730	Polyester – Loop	Large	●	300kg	1 Year
LSS390735	Polyester – Loop	X-Large	●	300kg	1 Year
LSS390736	Polyester – Loop	XX-Large	●	300kg	1 Year
LSS390737	Polyester – Loop	XXX-Large	●	300kg	1 Year

NDIS Item Code 05_123621111_0105_1_2 DVA AM02

Code	Description	Size	Edge	S.W.L	Warranty
LSS390920	Polyester – Clip	Small	●	200kg	1 Year
LSS390925	Polyester – Clip	Medium	●	200kg	1 Year
LSS390930	Polyester – Clip	Large	●	300kg	1 Year
LSS390935	Polyester – Clip	X-Large	●	300kg	1 Year

NDIS Item Code 05_123621111_0105_1_2

Single Use Patient Sling




Coloured Binding Tape

- General Purpose Sling with Head Support designed for single and exclusive patient use before disposal when soiled.

Code	Description	Size	Edge	Box Quantity	S.W.L	Warranty
LSS391100	Aspire Single Use Patient Sling	Small	●	5	200kg	1 Year
LSS391110	Aspire Single Use Patient Sling	Medium	●	5	200kg	1 Year
LSS391120	Aspire Single Use Patient Sling	Large	●	5	200kg	1 Year
LSS391130	Aspire Single Use Patient Sling	X-Large	●	5	200kg	1 Year

NDIS Item Code 05_123621111_0105_1_2



Aspire STAR Patient Mover



STAR Patient Mover

The Aspire Star Mover offers a safe and comfortable solution for patients and carers doing sit to stand transfers. The compact and versatile design, is perfect for Homecare, Institutional and Aged Care environments.

Soft touch grab bar provides a comfortable patient support for improved stability and confidence during transfers

Height adjustable knee support ensures correct positioning for a larger patient height range



Width adjustable legs with tapered close position allow access between and, or around chair legs

Large 100 mm rear locking castors have low rolling resistance and offer a smooth ride during transportation



Easy access seat pad handles provide reach-around access to carers

Wide seat entry suits a larger range of body shapes



Narrow base improves access in tight spaces

Low footplate height makes patient entry and exit easier



2 YEAR WARRANTY

Code	Description	Overall Height	Overall Length	Overall Width	Knee Pad Height	Seat Pad Height	S.W.L
LSS390580	STAR Patient Mover	1033mm	925mm	617mm	205 – 495mm	714mm	180kg

NDIS Item Code **05_129000111_0105_1_2** **DVA AM01**

STAR PATIENT MOVER

Liko Lifters



Golvo 9000 Patient Lifter



- Vertical lifting motion with flexible lift strap is ideal for horizontal lifting, ambulation and lifting from the floor
- Parallel base-width adjustment contributes to easier lifting of patients to/from chairs, beds and the floor
- Armrests help to support patients during ambulation, as well as making it easier for caregivers to manoeuvre the lift
- An extensive assortment of accessories is available including slings, slingbars and scales
- User display highlights device usage, including lift count, service required indicator and overloads
- Optional quick-release hook system means caregivers can easily and rapidly change a sling bar or install a scale
- Ergonomic hand control for lift operation displays both battery usage and overload indicators



Code	Description	Overall Height	Overall Length	Overall Width	Lifting Height	Material	S.W.L
LSS393100	Golvo 9000 Patient Lifter – Electric	2090mm	1185mm	735 – 1020mm	571 – 1816mm	Aluminium	200kg

NDIS Item Code **05_123603111_0105_1_2**

Golvo 9000 LowBase Patient Lifter



- LowBase version allows for even greater clearance under low beds or stretchers versus the standard model
- Armrests help to support patients during ambulation, as well as making it easier for caregivers to manoeuvre the lift
- Vertical lifting motion with flexible lift strap is ideal for horizontal lifting, ambulation and lifting from the floor
- Parallel base-width adjustment contributes to easier lifting of patients or residents to/from chairs, beds and the floor as well as making it easier for caregivers to manoeuvre the lift
- User display highlights device usage, including lift count, service required indicator and overloads
- Optional quick-release hook system means caregivers can easily and rapidly change a sling bar or install a scale
- Ergonomic hand control for lift operation displays both battery usage and overload indicators
- An extensive assortment of accessories is available including slings, slingbars and scales



Code	Description	Overall Height	Overall Length	Overall Width	Lifting Height	Material	S.W.L
LSS393105	Golvo 9000 LowBase Patient Lifter – Electric	2090mm	1185mm	745 – 1028mm	571 – 1816mm	Aluminium	200kg

NDIS Item Code **05_123603111_0105_1_2**



Viking M Patient Lifter

- Ideal for meeting the lifting needs in small spaces
- Informative control box displays number of lift cycles, battery level, lift overload and service indicator
- Optional quick-release hook system which means caregivers can easily and rapidly change a slingbar or install a scale
- An extensive assortment of accessories is available including slings, slingbars and scales
- Optional armrests help support patients during ambulation as well as making it easier for caregivers to manoeuvre the lift
- Intuitive and ergonomically-designed hand control incorporates indicators for low battery level and when the Safe Working Load of the lift is exceeded



Code	Description	Overall Height	Overall Length	Overall Width	Lifting Height	Material	S.W.L
LSS393190	Viking M Patient Lifter – Electric	1340 – 2020mm	1230mm	690 – 1110mm	420 – 1790mm	Aluminium	205kg

NDIS Item Code 05_123603111_0105_1_2



Viking L Patient Lifter

- An everyday flexible lifting solution
- Informative control box displays number of lift cycles, battery level, lift overload and service indicator
- Optional quick-release hook system which means caregivers can easily and rapidly change a slingbar or install a scale
- An extensive assortment of accessories is available including slings, slingbars and scales
- Intuitive and ergonomically-designed hand control incorporates indicators for low battery level and when the Safe Working Load of the lift is exceeded
- Optional armrests help support patients during ambulation as well as making it easier for caregivers to manoeuvre the lift



Code	Description	Overall Height	Overall Length	Overall Width	Lifting Height	Material	S.W.L
LSS393180	Viking L Patient Lifter	2030mm	1360mm	695 – 1070mm	460 – 1790mm	Aluminium	205kg

NDIS Item Code 05_123603111_0105_1_2



Viking XL Patient Lifter

- Informative control box displays number of lift cycles, battery level, lift overload and service indicator
- Optional quick-release hook system which means caregivers can easily and rapidly change a slingbar or install a scale
- Optional armrests help support patients during ambulation as well as making it easier for caregivers to manoeuvre the lift
- Universal TwinBar 670 Slingbar offers additional sling space for patients of size
- Intuitive and ergonomically-designed hand control incorporates indicators for low battery level and when the Safe Working Load of the lift is exceeded
- An extensive assortment of accessories is available including slings, slingbars and scales



Code	Description	Overall Height	Overall Length	Overall Width	Lifting Height	Material	S.W.L
LSS393170	Viking XL Patient Lifter	2110mm	1420mm	815 – 1130mm	540 – 1910mm	Aluminium	300kg

NDIS Item Code 05_123603111_0105_1_2



Sabina II EE Standing Lifter

- Conventional patient lifting to a limited extent, lifting in the sitting position
- Powerful lifting motor ensures the smooth raising and lowering of patients
- The lower leg support and the foot rest can easily be removed for cleaning
- Base-width adjustment offers greater flexibility of use when lifting from a bed or chair, enhancing patient mobility
- The Sabina lift has easily exchangeable sling bars. The most common is the narrow sling bar (350 SlingBar) which is used in combination with Liko SupportVest or Liko SafetyVest. With the wider comfort slingbar which is used in combination with ComfortVest™, which allows lifting outside the arms and around the upper body
- Adjustable height settings accommodate a variety of different patient sizes



Code	Description	Overall Height	Overall Length	Overall Width	Lifting Height	Material	S.W.L
LSS393250	Sabina II EE Standing Lifter	900 – 1000mm	1060mm	695 – 1115mm	1050 – 1725mm	Steel	200kg

NDIS Item Code 05_123603111_0105_1_2

*Sling Bar Sold Separately

Liko Slings



Original Highback Sling with Head Support Mod 200/210



- This sling offers a reclined seating position for patients with poor head and trunk stability
- Separated leg supports ensure that the patient does not sit on the sling after use
- Can be used for floor transfers
- Easily adaptable to the patient with comfortable full body support

Code	Description	S.W.L
LSS394610	Polyester – Loops – XS – Child with belt	200kg
LSS394620	Polyester – Loops – SML – Child with belt	200kg
LSS394630	Polyester – Loops – MED – Reinforced Leg Support	200kg
LSS394640	Polyester – Loops – LRG – Reinforced Leg Support	200kg
LSS394650	Polyester – Loops – XL – Reinforced Leg Support	500kg

Code	Description	S.W.L
LSS394660	Net Polyester (Mesh) – Loop – XS – Child with belt	200kg
LSS394670	Net Polyester (Mesh) – Loop – SML – Child with belt	200kg
LSS394680	Net Polyester (Mesh) – Loop – MED	200kg
LSS394690	Net Polyester (Mesh) – Loop – LRG	200kg
LSS394700	Net Polyester (Mesh) – Loop – XL	500kg

NDIS Item Code 05_123621111_0105_1_2



Soft Original Highback Sling with Head Support Mod 26



- Soft pliable plate provides comfortable support when lifting from the recumbent position
- This sling offers a reclined seating position for patients with poor head and trunk stability
- Can be used for floor transfers
- Separated leg supports ensure that the patient does not sit on the sling after use
- Easily adaptable to the patient with comfortable full body support

Code	Description	S.W.L
LSS394560	Polyester – Loops – MED Slim – Reinforced leg and back supports	200kg
LSS394570	Polyester – Loops – MED – Reinforced leg and back supports	200kg
LSS394580	Polyester – Loops – LRG – Reinforced leg and back supports	200kg
LSS394590	Polyester – Loops – XL – Reinforced leg and back supports	500kg
LSS394600	Polyester – Loops – XXL – Reinforced leg and back supports	500kg

NDIS Item Code 05_123621111_0105_1_2



Comfort Sling Plus High with Head Support Mod 350



- This sling provides comfortable sitting posture with good back support
- Adapts to the body's contours without the need for individual adjustment
- Allows the patient to remain in the sling after application and transfer
- Enhanced width increases patient comfort

Code	Description	S.W.L
LSS394710	Net Polyester – (Mesh) – Loops – MED	200kg
LSS394720	Net Polyester – (Mesh) – Loops – LRG	200kg
LSS394730	Net Polyester – (Mesh) – Loops – XL	300kg

NDIS Item Code 05_123621111_0105_1_2



Silhouette Sling with Head Support Mod 22



- Pliable sling that adapts to the body and requires minimal wheelchair space
- Recommended for lifting to sitting to/from close-fitting wheelchairs
- Adjustable head support
- Provides a slightly reclined sitting posture suitable for patients with poor trunk stability
- Suitable to be used during bathing

Code	Description	S.W.L
LSS394450	Net Polyester – (Mesh) – Loops – XS – For Children	200kg
LSS394460	Net Polyester – (Mesh) – Loops – SML – For Children	200kg
LSS394470	Net Polyester – (Mesh) – Loops – MED (Slim Adult)	200kg
LSS394440	Net Polyester – (Mesh) – Loops – LRG	200kg

NDIS Item Code 05_123621111_0105_1_2



Hygiene Sling With Belt Mod 41



- Easy to apply sling that enables quick, smooth and secure transfers
- Equipped with a large opening that facilitates dressing and undressing
- Suitable to be used during bathing
- Works well with patients regardless of what clothing they are wearing
- Recommended for lifting to sitting to/from close-fitting wheelchairs

Code	Description	S.W.L
LSS394480	Polyester – Loops – SML – Reinforced Leg Support	200kg
LSS394490	Polyester – Loops – MED – Reinforced Leg Support	200kg
LSS394500	Polyester – Loops – LRG – Reinforced Leg Support	200kg
LSS394510	Polyester – Loops – XL – Reinforced Leg Support	300kg

NDIS Item Code 05_123621111_0105_1_2



Amputee Highback Sling with Head Support Mod 75



- Designed for safe and secure lifting of patients with amputated legs
- Supports patient with single and double leg amputations as well as patients with contractures
- Adjustable head support
- Can also be used for non-amputee patients who are slender and require a smaller sling
- Offers a sitting posture that is slightly reclined with leg supports applied parallel to each under both thighs

Code	Description	S.W.L
LSS394520	Polyester – Loops – SML – Reinforced Leg Support	200kg
LSS394530	Polyester – Loops – MED – Reinforced Leg Support	200kg
LSS394540	Polyester – Loops – LRG – Reinforced Leg Support	200kg
LSS394550	Polyester – Loops – XL – Reinforced Leg Support	300kg

NDIS Item Code 05_123621111_0105_1_2



UltraSling Bariatric Sling Mod 06



- Designed for safe and comfortable lifting of bariatric patients
- Supports the entire back up to the shoulders
- Leg supports are installed individually on the sling bar, which gives the stomach space and the legs optimal support

Code	Description	S.W.L
LSS394410	Polyester – Loops – REGULAR – Reinforced Leg Supports	500kg

NDIS Item Code 05_123621111_0105_1_2



Solo Highback Disposable Sling with Head Support Mod 25



- Made of strong non-woven polypropylene fabric that is non-washable and engineered to be disposed of when it has become soiled
- Designed for single patient use. Non washable
- Can be used in most lifting situations
- Designed to adapt to the patient without any individual adjustments
- Supplied in boxes of 20 (Med-Lrg) & 8 (XL)

Code	Description	S.W.L
LSS394740	Nonwoven Material – (Polyester) – Loops – MED Slim	200kg
LSS394750	Nonwoven Material – (Polyester) – Loops – MED	200kg
LSS394760	Nonwoven Material – (Polyester) – Loops – LRG	200kg
LSS394770	Nonwoven Material – (Polyester) – Loops – XL	500kg

NDIS Item Code 05_123621111_0105_1_2



SupportVest Standing Sling Mod 91



- Fits Sabina II 350 slingbar
- Lifts behind the back and the arms comfortably
- Soft padding redistributes pressure evenly
- Easy to use with minimal individual adjustment
- Supportive belt holds the vest in place at all times

Code	Description	S.W.L
LSS394120	Polyester – Loops – SML	200kg
LSS394130	Polyester – Loops – MED	200kg
LSS394140	Polyester – Loops – LRG	200kg
LSS394150	Polyester – Loops – XL	200kg

NDIS Item Code 05_123621111_0105_1_2



ComfortVest Standing Sling Mod 95



- Sit-to-stand sling design reduces underarm pressure for patients who have limited movement or paralysis
- Fits Sabina II Comfort SlingBar
- Self-regulating tensioning function
- Outer vest supports the patient behind the back and outside the arms, while the inner waist belt prevents gliding and keeps the patient from sliding out of the vest

Code	Description	S.W.L
LSS394180	Polyester – Loops – SML	200kg
LSS394190	Polyester – Loops – MED	200kg
LSS394200	Polyester – Loops – LRG	200kg
LSS394210	Polyester – Loops – XL	200kg

NDIS Item Code 05_123621111_0105_1_2



*Sabina seat strap not included

SafetyVest Standing Sling Mod 93



- Sit-to-stand sling designed to assist poor stability
- Fits Sabina II 350 SlingBar
- Self-regulating tensioning function ensures both caregiver and patient feel secure
- Padded fabric provides a high degree of friction and effectively prevents gliding
- Optional Sheepskin padding is available for even more comfort

Code	Description	S.W.L
LSS394160	Polyester – Loops – MED	200kg
LSS394170	Polyester – Loops – LRG	200kg

NDIS Item Code 05_123621111_0105_1_2



HygieneVest HighBack Toileting Sling Mod 55



- Designed for safe and comfortable transfers to and from the toilet
- Vest section firmly supports the upper body during transfer, while a generous opening leaves the lower body free for dressing and undressing
- Offers almost fully upright sitting, providing functional and safety advantages
- Works well in complicated situations, such as when lifting amputees or patients with poor muscle tone
- Available in Polyester

Code	Description	S.W.L
LSS394220	Polyester – Loops – SML – Reinforced Leg Supports	200kg
LSS394230	Polyester – Loops – MED – Reinforced Leg Supports	200kg
LSS394240	Polyester – Loops – LRG – Reinforced Leg Supports	200kg
LSS394250	Polyester – Loops – XL – Reinforced Leg Supports	200kg

NDIS Item Code 05_123621111_0105_1_2



MasterVest Front Closure Gait Training Sling Mod 64



- Versatile training aid that facilitates toilet visits, standing training. Gait training, mobility training and placing patients into standing positions
- Reduces strain on caregivers while helping them deliver physical training
- Optional leg harness for improved support
- Transfers to an from the toilet can be accomplished easily and smoothly, reducing strain
- Lifts around the upper body and partly under the arms, and is best suited for patients that can support some of their body weight

Code	Description	S.W.L
LSS394260	Polyester – Loops – SML	200kg
LSS394270	Polyester – Loops – MED	200kg
LSS394280	Polyester – Loops – LRG	200kg
LSS394290	Polyester – Loops – XL	200kg
LSS394300	Polyester – Loops – XXL	200kg
LSS394310	Leg Harness MasterVest Mod 66 – SML	
LSS394320	Leg Harness MasterVest Mod 66 – MED/LRG	
LSS394330	Leg Harness MasterVest Mod 66 – XL/XXL	

NDIS Item Code 05_123621111_0105_1_2



LiffPants Gait Training Sling Mod 92



- Enables caregivers the ability to provide gait training to their patients while providing a sense of security for patients
- Offer freedom of movement while relieving the burden of body weight
- Provide necessary support to allow patient to move on his or her own with confidence
- Can be used on overhead or mobile patient lifters
- Available in Mesh

Code	Description	S.W.L
LSS394340	Net Polyester, Padded, Mesh – Loops – SML	200kg
LSS394350	Net Polyester, Padded, Mesh – Loops – MED	200kg
LSS394360	Net Polyester, Padded, Mesh – Loops – LRG	200kg
LSS394370	Net Polyester, Padded, Mesh – Loops – XL	500kg
LSS394380	Net Polyester, Padded, Mesh – Loops – XXL	500kg
LSS394390	Net Polyester, Padded, Mesh – Loops – XXXL	500kg

NDIS Item Code 05_123621111_0105_1_2

Liko Accessories



Liko Scale



Liko SlingBar



LikoStretch



Liko Clips

Please contact Aidacare to discuss delivery, installation and accessory options

Ceiling Hoists



Medical CP200 Portable Ceiling Hoist



- Hoist can be reversed to act as a portable or fixed unit providing flexibility of use
- Slimline, low profile, padded carry bar that has six loop attachments as standard (four-point hook optional). Different width carry bars also available
- Low profile hoist unit is unobtrusive and provides greater lifting height
- All lifting and traversing operations have soft start/stop to ensure smooth transfers for the patient
- A host of safety features
- Smooth running tape with large lifting range
- State of the art display with lift counter
- Ergonomically designed handset with hold to run clearly marked buttons and directional arrows requires minimum pressure to operate. Pneumatically controlled, making it safe for use in wet conditions
- Fire retardant cover completely encapsulates hoist
- Neat in track transformer, IP 67 rated
- Coloured direction indicators on hoist unit match hand control to ensure correct operation first time
- Emergency stop and manual emergency window

Code	Description	Height Range	Weight	S.W.L
LIC350105	CP200 Portable Ceiling Hoist	Up to 1960mm	3.8kg	200kg

NDIS Item Code 05_123621111_0105_1_2 DVA AM04

Medical C380 Bariatric Fixed Ceiling Hoist



- Designed to lift clients that exceed a standard hoists maximum weight capacity
- Strongest Ceiling Track Hoist in its class, the C380 safely transfers bariatric clients with respect and dignity
- Low profile hoist unit is unobtrusive and provides greater lifting height
- Digital display screen provides essential information for the user and caregiver
- Return to Charge (RTC) option automatically returns the hoist to it's charger when required
- Pneumatic handset is ideal for use in wet environments
- Smooth lifting/running tape with large lifting range
- Emergency Lowering allows for the safe lowering of the in emergency situations
- Client safety is assured with locking latches to secure slings in place for all lifts
- Available in manual or powered traverse options

Code	Description	Height Range	Weight	S.W.L
LIC350250**	Manual Traverse	Up to 2080mm	10.4kg	380kg
LIC350260	Powered Traverse	Up to 2080mm	10.4kg	380kg
LIC350270*	Powered Traverse & RTC	Up to 2080mm	10.4kg	380kg

* NDIS Item Code 05_123621111_0105_1_2 ** DVA AM04



Medical Transactive Xtra Ceiling Hoist



- The Transactive XTRA fixed ceiling hoist allows for a large array of configurations, catering to changing needs, making it a suitable fixed lifting solution
- Digital display screen provides essential information for the user and caregiver
- Return to Charge (RTC) option automatically returns the hoist to its charger when required
- Manual wind down and raising allows the hoist to continue to be used during a power outage
- Low profile hoist unit is unobtrusive and provides greater lifting height
- Height range of up to 2080mm
- Pneumatic handset is ideal for use in wet environments
- Smooth lifting/running tape with large lifting range
- Emergency Lowering allows for the safe lowering of the in emergency situations
- Client safety is assured with locking latches to secure slings in place for all lifts
- Available in manual or powered traverse options

Code	Description	Weight	S.W.L
LIC350130	Manual Traverse – 130kg	9.7kg	130kg
LIC350150	Manual Traverse – 160kg	9.7kg	160kg
LIC350170	Manual Traverse – 200kg	9.7kg	20 kg
LIC350200*	Manual Traverse – 270kg	9.7kg	270kg
LIC350220*	Manual Curtain Jumper – 270 kg		

NDIS Item Code 05_123612111_0105_1_2 * DVA AM04

Code	Description	Weight	S.W.L
LIC350140	Powered Traverse – 130 kg	10.4kg	130kg
LIC350160	Powered Traverse – 160 kg	10.4kg	160kg
LIC350180	Powered Traverse – 200 kg	10.4kg	200kg
LIC350190	Powered RTC Traverse – 200 kg	10.4kg	200kg
LIC350210*	Powered Traverse – 270 kg	10.4kg	270kg
LIC350240	Powered RTC Traverse – 270 kg	10.4kg	270kg
LIC350230	Powered Curtain Jumper – 270kg		

NDIS Item Code 05_123612111_0105_1_2 * DVA AM04



LikoGuard L/XL Fixed Ceiling Hoist



- LikoGuard L & XL hoists combine powerful performance and enhanced safety design features
- Newly designed 450 SlingGuard slingbar encourages the correct placement of sling loops for greater confidence in safe patient mobilisation
- Innovative emergency stop and manual emergency lowering mechanism that is easy to reach, engage and operate with no tools, ladder or force needed
- Two choices of IPX7* certified hand controls, one LED and one LCD backlit display. Both easy-to-use hand controls features battery, service and overload-indication. Advanced and intuitive LCD hand control offers graphical user interface with tracking of user and service data
- The LikoGuard lift system offers lift intervals of 2300mm and supports quick release hooks, fixed sling bars and stretchers
- Choice of on-wall or in-rail charger



Code	Description	Height Range	Weight	S.W.L
LIC359300	LikoGuard Large	Up to 2300mm	14kg	272kg
LIC359310	LikoGuard X-Large	Up to 2300mm	14kg	363kg

NDIS Item Code 05_123612111_0105_1_2 * DVA AM04



Multirall 200 Portable Ceiling Hoist



- The Multirall 200 hoist is a portable ceiling hoist that can also be used for room-to-room patient transfers
- Can be used to transfer a patient between rooms in a sitting position, easily moving from one rail system to another with the use of a transfer strap
- Quick sling bar change thanks to Q-link and Quick-release Hook
- It's portability makes it an excellent and economical solution for nursing home and hospital care situations where lifting needs are temporary
- Can be easily attached or removed with no tools and minimum effort from ceiling rails to facilitate convenient transport between rooms
- Can be mounted two ways for ease of use

Code	Description	Height Range	Weight	S.W.L
LIC359100	Multirall 200	Up to 1600mm	8.7kg	200kg

NDIS Item Code 05_123612111_0105_1_2 * DVA AM04



Likorall 242 Range



- The Likorall™ 242 ES R2R overhead lift system meets demanding lifting requirements with enhanced safety features
- The system is an ideal choice for those who want to move the lift motor along the rail electronically with a transfer motor, or to control the rail's electrical switches via a wireless hand control option
- Safety features include a patented safety drum with speed limiter and electrical lowering. The motor's 200 cm (79") lifting interval handles lifting from the floor in most environments, and the motor can be equipped with a special carriage for easy room-to-room transfers
- Transfer Motor, which enables transfers electronically along the rail and wireless hand control are a are sold as optional extra.

Code	Description	S.W.L
LIC359535	Likorall 242S Manual Emergency Lower	200kg
LIC359500	Likorall 242ES R2R	200kg
LIC359510	Likorall 242S R2R	200kg
LIC359515	Likorall 242ES Manual Emergency Lower	200kg

NDIS Item Code 05_123612111_0105_1_2 * DVA AM04



Likorall 250 Fixed Ceiling Hoist



- The Likorall 250 ceiling hoist is designed to meet demanding lifting requirements
- The system is an ideal choice for those who want to move the lift motor along a track electronically with a transfer motor, or to control the system with a wireless hand control option
- Can be equipped with a special carriage for planned transfers between different rooms
- Wireless hand control
- Quick sling bar change thanks to Q-link and Quick-release Hook
- Simple wall charging via hand control or in rail charging
- 250s IRC allows for in rail charging
- Transfer Motor, which enables transfers electronically along the rail and wireless hand control are a are sold as optional extra.

Code	Description	Height Range	Weight	S.W.L
LIC359520*	Likorall 250ES	Up to 1800mm	8.7kg	250kg
LIC359530	Likorall250s IRC	Up to 1800mm	8.7kg	250kg

NDIS Item Code 05_123612111_0105_1_2 * DVA AM04

Sova Lifter Spreader Bar - 363kg



- Multiple hook positions – 13 total
- Simple and fast attachment
- Epoxy powder coat finish
- Central hanging pivot point
- Mild steel heavy wall tubular frame
- Suitable for use with ceiling mounted lift systems & floor hoists

Code	Description	Length	Height	S.W.L
LIC362300	Mortuary Spreader Bar – 363 kg	1580mm	165mm	363kg

NDIS Item Code 05_129000111_0105_1_2



Lifting Frame w/ Electric Tilt & Level - 350kg

sova / Quality in motion

- 5 hanger positions – Adjustable
- Simple and fast attachment
- Epoxy powder coat finish
- Central hanging pivot point
- Aluminium extrusion main frame
- Rechargeable battery
- Battery level indicator

Code	Description	Length	Width	Height	S.W.L
LIC354194	Lifting Frame w/ Electric Tilt & Level	1194mm	488mm	286mm	350kg

NDIS Item Code 05_123612111_0105_1_2

Lifter Spreader Bar Lifting Strap



- To be used in conjunction with the Morgue Sling (4 bands) to allow optimal transfers in morgue applications
- Suitable for use with Fixed Ceiling Lifts
- Compatible with Liko patient lifters & Liko ceiling hoists, Prism ceiling hoists, Aidacare A320, A205 and 200 patient lifters

Code	Description	Length	Width
LIC354197	Lifting strap – Short – 2 eyelets	1300mm	80mm
LIC354198	Lifting strap – Medium – 5 eyelets	1500mm	80mm
LIC354199	Lifting strap – Long – 5 eyelets	2000mm	80mm

NDIS Item Code 05_129000111_0105_1_2



Ceiling Hoist Considerations

Aidacare is an experienced supplier and installer of ceiling hoist systems.

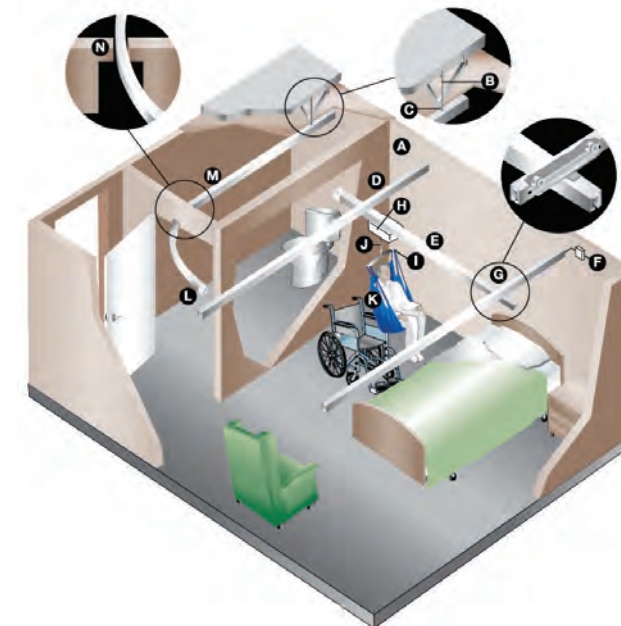
We understand the risks involved in the installation and use of ceiling hoists and can help during early-stage specification and design to reduce risk and improve user-acceptance

Our systems are world-class and are accompanied by accredited installation guidelines which allow us to work with a range of installers. We are an ISO 9001 accredited company and consistently provide high-quality outcomes for Australia's largest Aged Care and Hospital providers

A wide range of motor & track options are available to suit client specifications



Some common examples are provided below

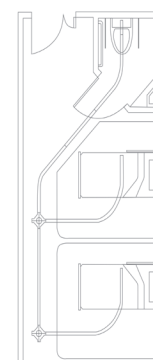


- A. Structural Attachment Point
- B. Threaded Rod
- C. Ceiling Bracket
- D. Ceiling Track
- E. Traverse Boom (Track)
- F. Charging Station
- G. X-Y Gantry
- H. Ceiling Lift Unit
- I. Carry Bar
- J. Lift Strap
- K. Sling
- L. Gait Assembly
- M. Linear Track
- N. Modified Door Header

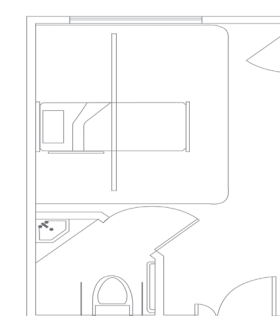
Consulting Solutions

Aidacare has extensive experience with installation and user-acceptance of ceiling systems. Simple things can be identified during planning to reduce risk in the installation and improve user and patient outcomes. We can assist in developing the best solution. Some examples of installations are provided below.

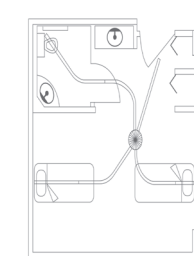
Linear Track with Turn Table



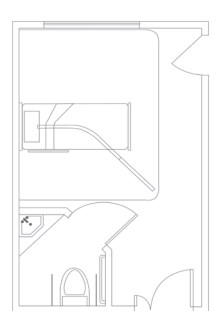
Straight Monorail



Turntable

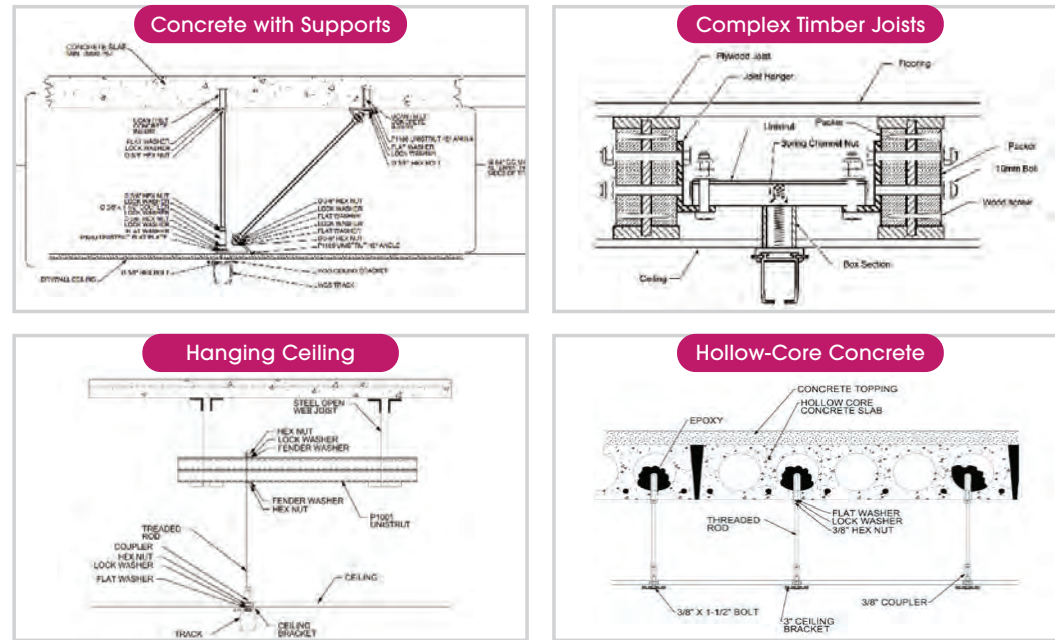


J Track



Consulting Solutions

No two installations are alike. Aidacare has extensive experience dealing with many different installation substrates and scenarios. Aidacare utilises manufacturer-certified installation guidelines. Some of the more complex examples are shown below. This leads to a consistent high-quality outcome for our clients.



Track Options



Maintenance Safety

Aidacare fully-supports its installations with ongoing maintenance programs. Aidacare also assists our clients to develop their own internal maintenance regime.

Training & User Acceptance

Aidacare Equipment Specialists offer user training and ongoing support. We also provide WHS signage with all equipment.

Quality & Compliance

All systems are tested and installed in compliance with Australian Standard AS/NZ ISO 10535-2011 Hoists for the transfer of disabled persons. All systems are maintained in accordance with manufacturer's guidelines and in accordance with AS/NZ 3551-2012 Management Programs for Medical Equipment.

Aidacare is an ISO9001 compliant company. Aidacare uses an accredited network of trained installers, engineers, and load testers.

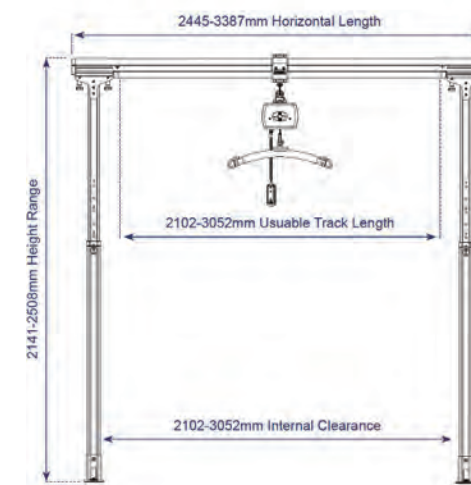


Gantry Systems



FSG200 Free Standing Gantry PRISM MEDICAL

- The FSG200 Free Standing Gantry system is designed to provide a safe, stable hoist track in places where a fixed ceiling track is not available or portable solution is required. When used in conjunction with a portable track hoist, such as the CP200, the system is perfect for home care, allowing users to extend the time they remain in their own home by years. It's a cost effective solution that is easy to transport and simple erect in minutes by either 1 or 2 people without the need for tools.
- With complete safety, dignity and comfort for the client and carer the FSG200 Free Standing Gantry requires no structural alterations to the room or ceiling being effectively used to lift and transfer individuals from a bed, chair or similar fixture.
- Safe Working Load (SWL) – 200kg
- Compatible with CP200 Portable Track Hoist
- High-strength lightweight aluminium
- Adjustable in length from 1.9 – 2.85m, and in height from 2.1 – 2.5m
- Stable 0.87m 'feet'
- Built-in easy-slide trolley
- Floor level adjusters
- Star Handle securing screws
- Safety latch to prevent uprights retracting
- Securing Bolts and lynch pins
- FSG200 Free Standing Gantry is designed for use in conjunction with:



CP200 Ceiling Hoist
• LIC350105



Code	Description	Usable Track Length	Width	Height	Foot Length	Unit Weight	Height Adjustments
LIC352105	FSG200 Free Standing Gantry	1900 – 2825mm	2445 – 3387mm	2141 – 2508mm	870mm	47.5kg	75mm

NDIS Item Code 05_123612111_0105_1_2 DVA AM04



Pressure Fit System

- The unique and portable Pressure Fit System is light and compact – manufactured from high strength aluminium, each component part weighs no more than 12kg. The system is easy to transport and assemble, even where space is limited and other systems cannot be used. Minimal installation is required because the system works by exerting equal pressure between the floor and ceiling to stabilise the unit. It can be used to hoist between beds, chairs and toilets/commodes, either as a temporary or permanent solution
- Safe Working Load (SWL) – 200kg
- Works with ceilings from 2133mm to 2743mm
- Span adjustable from 2100mm to 3000mm
- Adjustable in length from 1.85 – 2.75m, and in height from 2 – 2.75m
- Easy to read pressure gauge indicator ensures safe installation
- Can be used with all Freeway portable ceiling lifts
- SEQUOIA Free Standing Gantry is designed for use in conjunction with:



CP200 Ceiling Hoist
• LIC350105



Code	Description	Useable Track Length	Width	Height	Unit Weight
LIC352120	Pressure Fit System	1856 – 2726mm	2103 – 2973mm	2046 – 2750mm	27.1kg

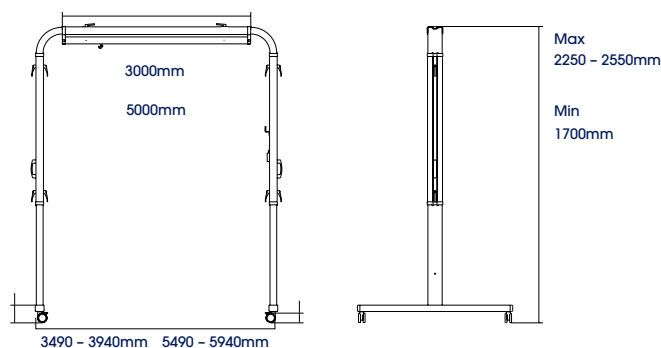
NDIS Item Code 05_123612111_0105_1_2 DVA AM04



FreeSpan Straight-Rail Gantry



- FreeSpan™ SR (straight-rail) is a flexible alternative for most overhead-lift situations. The lift system is freestanding, and since it is not affixed to the walls or the ceiling, there are no special strength requirements for those structures. Multirall or Likorall lift units available
- FreeSpan™ is also available in a traverse-model: FreeSpan™ Traverse, a unique, freestanding system that enables lifting and transfer of patients between many different lifting points
- Safe Working Load MOD 30 (SWL) – 250kg
- Safe Working Load MOD 50 (SWL) – 200kg
- FreeSpan SR is delivered with a pre-fitted carriage. Choose carriage for Multirall 200 or Likorall



Code	Description	Useable Track Length	Width	Max Height	Min Height	Unit Weight
LIC360730	Mod 30 FreeSpan Lift System Kit – LR trolley	3000mm	3490 – 3940mm	2250 – 2550mm	1700mm	50kg
LIC360740	Mod 50 FreeSpan Lift System Kit – LR trolley	5000mm	5490 – 5940mm	2250 – 2550mm	1700mm	61.3kg

NDIS Item Code 05_123612111_0105_1_2

Oxford Lifters



Presence Lifter

- Mobile patient lifter for transfer to a seated or lying position
- High lifting range accommodates transfers to higher surfaces
- Large load capacity of 227kg
- Robust epoxy powder coated frame construction makes it ideal for facilities
- Electric hand control operation
- Emergency lowering and raising
- Over-sized push handles for excellent manoeuvrability
- 100mm rear locking castors and 100mm front twin swivel castors
- Electric leg gating
- Suits a large range of patient slings
- Supplied with battery and charger
- Pictured with optional 4 point pivot frame (LSS377396)

Code	Description	Length	Width	Height	Leg Gait	Lift Range	Product Weight	S.W.L	Warranty
LSS377325	Presence Lifter	1460mm	670mm	1460 – 2061mm	550 – 1020mm	440 – 1910mm	40kg	227kg	2 Years

NDIS Item Code 05_123603111_0105_1_2 DVA AM01



Advance Folding Homecare Lifter

- Mobile patient lifter for transfer to a seated or lying position
- Compact design can be folded easily for storage or transportation
- Epoxy powder coated frame
- Single speed handset control
- Emergency lowering
- Over-sized push handles for excellent manoeuvrability
- Manual foot operated leg gating and tapered leg design for close access
- Suits a large range of patient slings
- Supplied with battery and charger

Code	Description	Length	Width	Height	Leg Gait	Lift Range	Product Weight	S.W.L	Warranty
LSS377300	Advance Folding Lifter	1300mm	550mm	1360 – 1860mm	570 – 1000mm	350 – 1860mm	31.7kg	155kg	2 Years

NDIS Item Code 05_123603111_0105_1_2 DVA AM01





Stature Lifter

- The Stature lifter recognises the true needs of the modern care environment, able to cope with even the most demanding and technical of patient handling situations
- Safe working load of 227kgs and great lifting ranges available (min 390mm, max 1550mm)
- The Stature can lift patients from the floor as well as accommodate transfers to higher surfaces, while allowing the choice of different sling systems
- Careful attention to product design ensures correct ergonomic usage, protecting both the patient and caregiver from injury
- Manual or powered cradles assist with repositioning of patients
- The powered base allows the caregiver to open and close the legs without bending or twisting
- Ergonomic foot push-pad to assist with initiating movement



Code	Description	Length	Width	Height	Leg Gait	Lift Range	Product Weight	S.W.L	Warranty
LSS377373	Stature Lifter	1390mm	1360mm	1945 – 2130mm	640 – 1230mm	390 – 1550mm	73.5kg	227kg	2 Years

NDIS Item Code 05_123603111_0105_1_2



Journey Folding Standing Lifter

- Mobile compact patient lifter for transfer to a seated, lying or standing position
- Compact and lightweight allowing carers to manoeuvre in tight spaces
- Folds away for easy storage or transportation
- Unique adjustable 'cow-horn' shape supports a wide range of patient heights and sizes
- Adjustable knee pad
- Epoxy coated frame
- Electric hand control operation
- Emergency operation
- Easily manoeuvrable with 125mm rear locking castors and 75 mm front twin swivel castors
- Electric leg gating

Code	Model	Length	Width	Height	Leg Gait	Lift Range	Product Weight	S.W.L	Warranty
LSS377305	Journey Standing Lifter	1000mm	685mm	1130 – 1600mm	590 – 875mm	720 – 1530mm	40.2kg	155kg	2 Years

NDIS Item Code 05_123603111_0105_1_2 **DVA AM01**



Elevate Standing Lifter

- The Elevate is a high performance active lift designed to improve the lifting experience for both the caregiver and the patient
- It is both compact and sturdy with a safe working load rating of 200kgs
- Integrated digital weigh-scale assist with patient monitoring, designed with intuitive controls that require very little product training for caregivers
- The foot-tray is angled and utilises a lightweight plastic cover that can be easily removed for cleaning. In addition, by removing the foot-tray, the Elevate allows gait training for rehabilitation of patients
- The sculpted kneepad can be easily adjusted to improve patient comfort



Code	Model	Length	Width	Height	Leg Gait	Lift Range	Product Weight	S.W.L	Warranty
LSS377302	Elevate Standing Lifter	1100mm	630mm	1230 – 1700mm	510 – 870mm	945 – 1640mm	62kg	200kg	2 Years

NDIS Item Code 05_123603111_0105_1_2



Ascend Standing Lifter

- With it's great range of movement, the Ascend can transfer a patient from a low-seated position to fully extended with ease
- The Ascend is compact and easy to manoeuvre in confined spaces such as bathrooms and has many key design features that make it a truly flexible piece of equipment
- Its active lifting motion has been designed to encourage user participation, which ultimately promotes patient independence and well-being
- The kneepad can be adjusted within a 150mm operating range to improve patient comfort during repositioning
- The removable foot tray allows the Ascend to be used as a walking aid, great for patients that require gait-training
- Ergonomic foot pad to assist with initiating movement
- Careful attention to product design ensures correct ergonomic usage, protecting both the patient and carer from injury at all times

Code	Model	Length	Width	Height	Leg Gait	Lift Range	Product Weight	S.W.L	Warranty
LSS377350	Ascend Standing Lifter	1100mm	630mm	1070 – 1710mm	510 – 885mm	990 – 1665mm	47kg	170kg	2 Years

NDIS Item Code 05_123603111_0105_1_2

Pivot Frames



LSS377396

- The 4-point positioning cradle uses the secure safety clip system and adjustment is made by rotating the cradle handle either down or up to obtain an upright or reclined position for the patient
- Both manual and powered cradles are available



LSS377385



LSS377397



Comfort sling for pivot frame ref pg 208

Code	Description	Suits Hoists	Suits Slings
LSS377395	Pivot Frame – 4 Point	LSS377300*	Oxford Clip Slings
LSS377396	Pivot Frame – 4 Point	LSS377325/ LSS377373	Oxford Clip Slings
LSS377397	Pivot Frame Powered – 4 Point	LSS377325/ LSS377373	Oxford Clip Slings
LSS377385	Pivot Frame – 4 Point with weigh scale	LSS377325/ LSS377373	Oxford Clip Slings
LSS377386	Pivot Frame Powered – 4 Point with weigh scale	LSS377325/ LSS377373	Oxford Clip Slings
LSS377388	Lifter Pivot Frame – 6 Point to suit Oxford Presence Hoist	LSS377325	Oxford Clip Slings

NDIS Item Code 05_123603111_0105_1_2 **DVA AM01**

6 Point Spreader Bar



LSS377387

- The 6-point spreader bar uses slings with webbing loops that allow positioning adjustments to be made by selecting different coloured loops

Code	Description
LSS377387	6 Point Spreader Bar – Oxford Advance Hoist
LSS377399	6 Point Spreader Bar with Weigh Scale – Oxford Lifters

NDIS Item Code 05_129000111_0105_1_2

Invacare Lifters



Invacare Lifters

ISA XPLUS Stander



- Three foot plate heights available with removable heel block and round shape for toilet approach. Intermediate foot plate supplied with lifter
- Push bar and foot pedal have ergonomic shape for easy lifter operation
- Sling hooks are flexible and secured hooks for a quick, straightforward sling attachment.
- Leg band padded for extra comfort. Easy to exchange and washable. Leg band included
- Curved legs have ergonomic shape for easy manoeuvring around chairs and toilet bases
- Lockable rear casters are added security and safety for the patient and user
- Removable battery have a second battery charging to reduce lifter downtime
- **Optional Accessories:**
 - Two Stand Assist Stand and Transfer
 - Stand Assist, which has additional leg support
 - Protective covers for legs
 - Footplates: Three heights available with removable heel block and round shape for toilet approach. The footplates measure 33cm deep x 30cm wide. Intermediate footplate supplied with lifter

Code	Model	Length	Min. Base Width	Inside Base Width	Inside Width legs closed	Inside Width legs opened	Lift Range	Ground Clearance	Product Weight	Battery Time	S.W.L
LSS378050	ISA XPLUS Stander	1280mm	640mm	480mm	480mm	1020mm	505 – 675mm	35mm	52kg	82 Cycles	200kg

NDIS Item Code 05_129000111_0105_1_2



BIRDIE EVO COMPACT



BIRDIE EVO



ISA XPLUS STANDER

Birdie Evo Compact

- Ergonomic push bar makes handling and manoeuvring even easier
- Distinct curved design of boom and spreader bar allows carers to maintain eye contact with clients at all points of a transfer
- The ergonomic design of the legs, with their smooth edges and natural curve, gives a cocoon like feeling and easily moves around comfort chairs or power wheelchairs
- The BirdieEVO encompasses an ergonomic lift that allows the client to be easily rotated 360°, making positioning much easier for the carer and reducing anxiety for the client
- The high boom ensures there is space for the client, even when the hoist is in its highest position, and the optimised space in front of the actuator reduces the risk of injury to the client's knees
- Optional Accessories:
 - 4 Point Spreader Bar
 - Pivot Frame (LSS364112 (NDIS below))
 - Lever for mechanical leg spread
 - Redesigned Scale



Code	Model	Length	Min. Base Width	Inside Base Width	Lift Range	Castor Size Front and Rear	Ground Clearance	Product Weight	Battery Time	S.W.L
LSS364100	Birdie Evo Compact	1080mm	520mm	815mm	530 – 1590mm	100 / 100mm	35mm	31kg	40 Cycles	150kg

NDIS Item Code 05_123603111_0105_1_2 DVA AM01

Birdie Evo

- Ergonomic push bar makes handling and manoeuvring even easier
- Distinct curved design of boom and spreader bar allows carers to maintain eye contact with clients at all points of a transfer
- The ergonomic design of the legs, with their smooth edges and natural curve, gives a cocoon like feeling and easily moves around comfort chairs or power wheelchairs
- The BirdieEVO encompasses an ergonomic lift that allows the client to be easily rotated 360°, making positioning much easier for the carer and reducing anxiety for the client
- The high boom ensures there is space for the client, even when the hoist is in its highest position, and the optimised space in front of the actuator reduces the risk of injury to the client's knees
- Optional Accessories:
 - 4 Point Spreader Bar
 - Pivot Frame (LSS364112)
 - Lever for mechanical leg spread
 - Redesigned Scale



Code	Model	Length	Min. Base Width	Inside Base Width	Lift Range	Castor Size Front and Rear	Ground Clearance	Product Weight	Battery Time	S.W.L
LSS364110*	Birdie Evo – Electric Leg	1220mm	640mm	1020mm	415 – 1660mm	100 / 100mm	35mm	40kg	40 Cycles	180kg
LSS364111	Birdie Evo – Manual Leg	1220mm	640mm	1020mm	415 – 1660mm	100 / 100mm	35mm	40kg	40 Cycles	180kg

NDIS Item Code 05_123603111_0105_1_2 * DVA AM01



Manual Handling - Other

280 Transfer Boards & Slide Sheets

283 Transfer & Walk Belts

284 Other Transfer Aids



Transfer Boards & Slide Sheets



Lifecomfort Evacuation Sheet

- Fits discreetly underneath the resident's mattress
- Allows bed making to occur as normal
- Remains readily accessible in case of emergency evacuation
- Is fire retardant and highly durable

The Evacuation Sheet was designed to help rescue teams, carers or nurses to slide the mattress and resident along any floor surface or even downstairs, increasing resident safety and preventing injury to nursing staff in emergency action situations.



Suitable for use by one or two carers



Corner Straps
Keeps the Evacuation Sheet in position



Cross Straps
Secured over the resident and mattress



Pulling Straps
Located at head and foot ends



1 YEAR WARRANTY

Code	Description	Width	Length
TSE672526	Evacuation Sheet – Universal	900mm	1900mm

NDIS Item Code 05_129000111_0105_1_2

DVA AB19



Transfer Boards & Slide Sheets



SallyBoards

- The SallyBoard is a lightweight patient transfer board
- 3 handles on each side for ease of manoeuvring
- Smooth top surface and curved edges for easy patient transfer
- 4 grip strips on underside to keep board in place
- SallyBoard Curved S.W.L – 130kg when gap is 20 – 30cm. 180kg when gap less than 20cm

Code	Description	Width	Length	Product Weight	S.W.L
TSE672195	SallyBoard – Medium	580mm	1500mm	3.8kg	300kg
TSE672196	SallyBoard – Large	580mm	1800mm	4.6kg	300kg
TSE672191	SallyBoard – Curved	222mm	770mm	1.4kg	130 / 180kg

NDIS Item Code 05_129000111_0105_1_2

DVA AP09



The Slider

- Facilitates sliding patient transfers from wheelchair to car seat, chair, bed etc
- Strong polycarbonate has low friction surface to allow the client to transfer easily
- Reduces strain on user and carer
- Reversible plastic wheel cover designed to fit over the wheel of a wheelchair

Code	Description	Width	Length	S.W.L
TSE672800	The Slider – Small	360mm	540mm	120kg
TSE672790	The Slider – Medium	300mm	645mm	120kg
TSE672780	The Slider – Large	360mm	645mm	120kg

NDIS Item Code 05_129000111_0105_1_2

DVA AP09



The Slider - No Cut Out

- Facilitates sliding patient transfers from wheelchair to car seat, chair, bed etc
- Reduces strain on user and carer
- Ideal for a variety of transfer scenarios
- Strong polycarbonate is low friction surface to allow the client to transfer easily

Code	Description	Width	Length	S.W.L
TSE672810	The Slider No Cut Out	230mm	610mm	80kg

NDIS Item Code 05_129000111_0105_1_2

DVA AP09



Transfer Board Curved

- Facilitates patient transfers from wheelchair to car seat, chair, bed etc
- Two slip resistant pads provide stability during transfer
- Arc shape enables a variety of positioning options and allows for natural sweeping pattern of an assisted transfer

Code	Description	Width	Length	S.W.L
TSE672920	Transfer Board Curved	370mm	710mm	152kg

NDIS Item Code 05_129000111_0105_1_2

DVA AP09



Transfer Board Curved Q2

- 285kg weight rating meets the needs of most patients in most transfer situations greatly reducing the risk for healthcare staff
- Unique shape facilitates face-to-face transfers in confined areas
- Two ergonomic handles to easily transport and manoeuvre

Code	Description	Width	Length	S.W.L
TSE672192	Transfer Board Curved Q2	338mm	750mm	285kg

NDIS Item Code 05_129000111_0105_1_2

DVA AP09



Slide Sheet



- Nylon material designed to assist in sliding and transferring patients
- Low friction qualities for ease of transfer
- Folded over and placed under the patient, top sheet slides on lower sheet

Code	Description	Width	Length
TSE673070	Slide Sheet – Small	1450mm	1000mm
TSE673080	Slide Sheet – Large	1450mm	2000mm

NDIS Item Code 05_129000111_0105_1_2 * DVA AP09

Turning Sheet



- The Slide & Turn Sheet makes turning patients in bed much easier
- Log rolling patients is avoided by using the Slide & Turn Sheet
- This special breathable sheet is placed on the bed and stays in position

Code	Description	Width	Length
TSE672740	Turning Sheet – Small	1450mm	1630mm
TSE672750*	Turning Sheet – Large	1450mm	1750mm

NDIS Item Code 05_129000111_0105_1_2 * DVA AP09

Transfer and Slide Sheet Holder / Dispenser



- Designed to store the slide sheet in a convenient place, which can be installed to the wall or stored in a cupboard
- Easy to clean for infection control

Code	Description
TSE673060	Transfer – Sheet – Slide Sheet Holder/Dispenser

NDIS Item Code 05_129000111_0105_1_2



Transfer & Walk Belts



Transfer Belt Padded



- Assists the carer in patient mobility and transport, padded for user comfort
- Reduces risk of strain or injury to carer
- Adjustable and with nylon buckle to suit user requirements

Code	Description	Waist
TSE673200	Transfer Belt Padded – Small	750 – 850mm
TSE673190	Transfer Belt Padded – Medium	850 – 950mm
TSE673180	Transfer Belt Padded – Large	950 – 1050mm

NDIS Item Code 05_129000111_0105_1_2 * DVA AP09

Walk Belt



- Assists the carer in patient mobility and transport
- Reduces risk of strain or injury to carer
- Easily adjustable buckle system and non slip material to increase user safety
- Padded handles for carer comfort

Code	Description	Size
TSE672040	Walk Belt – Small	630 – 1140mm
TSE672030	Walk Belt – Large	1010 – 1570mm

NDIS Item Code 05_129000111_0105_1_2 * DVA AP09

Padded handles



Handi Lift Walk Belt

- A rectangular belt made from a strong lightweight nylon material
- Four padded webbing handles and optional slip resistant lining

Code	Description
TSE673000*	Handi Lift Walk Belt w/ Miracle Grip – Sml
TSE673120*	Handi Lift Walk Belt w/ Miracle Grip – Med
TSE672990*	Handi Lift Walk Belt w/ Miracle Grip – Lge
TSE672995	Handi Lift Walk Belt w/ Miracle Grip – XL

NDIS Item Code 05_129000111_0105_1_2 * DVA AP09

SallyStrap



- SallyStrap is a lightweight strap used to assist patients to stand and walk, especially frail, elderly patients ideal for use at home or in facilities

Code	Description	Length	Width	S.W.L
TSE672193	SallyStrap – Small	1300mm	50mm	150kg
TSE672194	SallyStrap – Large	1700mm	50mm	150kg

NDIS Item Code 05_129000111_0105_1_2 * DVA AP09

Other Transfer Aids



Swivel Cushion



- Padded rotating seat useful for transfers from wheelchair to car seat etc
- Reduces strain on user and carer backs
- Padded for comfort during transfers and while seated
- Swivel mechanism provides smooth action
- Can also be used on an armless chair

Code	Description	Width
TSE673056	Swivel Cushion	440mm

NDIS Item Code 05_129000111_0105_1_2 DVA AP09



Aspire AssistBar

- The AssistBar inserts into the U-shaped striker plate on your vehicle door frame becoming a stable handle for support and assistance

Code	Description
DLG271660	Aspire AssistBar

NDIS Item Code 03_090000911_0103_1_1

One Way Slide - Non Slip



- Assists in the correct positioning of a person in the back of a chair, prevents them slipping forward
- Reduces the risk of strain or injury from fall or slip
- Helps maintain posture for the user
- Machine washable

Code	Description	Width	Length
TSE673050	One Way Slide - Non Slip	450mm	440mm

NDIS Item Code 05_129000111_0105_1_2 DVA AP09



One Way Slide - Non Slip - Foot Operated

- Assists in the correct positioning of a person in the back of a chair, prevents them slipping forward
- Foot ladder allows carers to slide patients rearwards using large muscle groups reducing back strain
- Helps maintain posture
- Machine washable

Code	Description	Width	Length
TSE673052	One Way Slide - Non Slip - Foot Operated	450mm	1300mm

NDIS Item Code 05_129000111_0105_1_2

Other Transfer Aids



Positioning Slide

- Ensures patients sit right back in the chair
- Foot ladder allows carers to slide patients rearwards using large muscle groups reducing back strain
- Machine washable
- Slides rearward out from under patient for multi-patient use during Nursing rounds

Code	Description	Width	Length
TSE673054	Positioning Slide	460mm	1375mm

NDIS Item Code 05_129000111_0105_1_2



Standing Patient Turner - Orbi-turn

- The Orbi-turn has been designed for carers to facilitate standing and seat-to-seat transfers
- It allows a patient with moderate upper and lower limb strength to participate in functional transfers whilst ensuring good working postures for carers and therapists

Code	Description	S.W.L
TSE672935	Standing Patient Turner - Orbi-turn	190kg

NDIS Item Code 05_129000111_0105_1_2 DVA AP09



Transfer Tube

- Silicone covered slide sheet designed to assist a person move sideways from one continuous surface to another or to swivel on one surface.
- Outer tube coating has slip resistant properties.
- Lightweight and can be folded & carried.

Code	Description
TSE672527	Transfer Tube

NDIS Item Code 05_129000111_0105_1_2 DVA AP09



One Way Seating Aid

- Assists in the correct positioning in and prevents them slipping forward
- Non slip outside cover reduces the need for lap straps
- Reduces the risk of strain or injury from fall or slip
- Helps maintain posture for the user
- Machine washable

Code	Description	Width	Length
TSE672520	One Way Seating Aid	450mm	430mm

NDIS Item Code 05_129000111_0105_1_2 DVA AP09

Products Associated with Transfer Aids



Aspire Comfirmotion Care Bed
BEB046720 - Long Single
BEB046730 - King Single
See [Bedroom](#) Section



Aspire High Back Day Chair
CHP208050
See [Chair](#) Section



Aspire Low Back Day Chair
CHP208005
See [Chair](#) Section



Aspire Signature Lift Recline Chair - Space Saver
CHP197700
See [Chair](#) Section



Aspire Air Lift Chair
CHP198865
See [Chair](#) Section



Aspire Evoke 2 Wheelchair - Full Range
See [Wheelchair](#) Section



Aspire METRO Folding Wheelchair - Full Range
See [Wheelchair](#) Section



Aspire Vogue Carbon Fibre Seat Walker / Rollator - Full Range
See [Walking Frames](#) Section

Mobility Ramps

288 Modular & Rubber Ramps



Custom Ramps - DVA Home Modifications





Aspire Transport Ramp

- Super Lightweight aluminium ramp made with composite fibre
- Anti-slip all weather surface
- Raised tapered side walls keep wheels tracking along the ramp surface
- Striking orange colour ensures the ramp is always in sight
- Foldable design allows for a quick, portable ramp solution



Code	Description	Length	Total Width	Platform Width	Folded Width	Folded Height	Product Weight	S.W.L	Warranty
RAM656800	Transport Ramp	1500 mm	850 mm	800 mm	435 mm	55 mm	10 kg	400 kg	2 years

Silver Star Ramps

- Lightweight portable aluminium ramps that folds easily in half for convenient storage & transportation

Code	Description	Width	Length	Max. Height	Product Weight	S.W.L	Warranty
RAM656370	Silver Star Ramp	750 mm	610 mm	180 mm	5 kg	272 kg	2 Years
RAM656380	Silver Star Ramp	750 mm	910 mm	250 mm	8 kg	272 kg	2 Years
RAM656390	Silver Star Ramp	750 mm	1220 mm	300 mm	11 kg	272 kg	2 Years
RAM656400	Silver Star Ramp	750 mm	1520 mm	330 mm	13 kg	272 kg	2 Years
RAM656410	Silver Star Ramp	750 mm	1830 mm	510 mm	16 kg	272 kg	2 Years


DVA AL11

Personal, Senior & Multipurpose Ramps

- The Personal Ramp is a lightweight portable ramp, allows easy access in domestic situations including climbing curbs. Features a strap for storage on back of wheelchair and folds up to allow for storage and transportation

- The Senior Ramp is lightweight and strong and folds easy to assist in storage and transportation
- Available in a large range of sizes

- The Multipurpose Ramp is a lightweight portable ramp with multiple uses
- Ideal for commercial and travel situations
- Folds up to allow for storage and transportation
- Strap for storage on back of wheelchair
- Ramp bag also available



Code	Description	Width	Length	Max. Height	Product Weight	S.W.L	Warranty
RAM656200*	Personal Ramp	745 mm	700 mm	175 mm	4.7 kg	300 kg	1 Year
RAM656210**	Carry Bag to suit Personal Ramp						
RAM656360*	Senior Ramp 900	750 mm	900 mm	225 mm	4.8 kg	300 kg	1 Year
RAM656310*	Senior Ramp 1200	750 mm	1200 mm	300 mm	8.0 kg	300 kg	1 Year
RAM656330*	Senior Ramp 1650	750 mm	1650 mm	412 mm	10.8 kg	300 kg	1 Year
RAM656340*	Senior Ramp 2000	750 mm	2000 mm	500 mm	11.7 kg	300 kg	1 Year
RAM656345*	Senior Ramp 2500	750 mm	2500 mm	630 mm	14.8 kg	300 kg	1 Year
RAM656350*	Senior Ramp 3500	750 mm	3500 mm	875 mm	24.7 kg	300 kg	1 Year
RAM656180*	Multipurpose Ramp	835 mm	870 mm	220 mm	5.6 kg	300 kg	1 Year
RAM656190	Carry Bag to suit Ramp Multipurpose						1 Year

* DVA AL11 ** DVA AP14



Edge Barrier Limited (EBL) Ramps

- The Edge Barrier Limited (EBL) has the added security of edge barriers
- Available in a large range of sizes
- Particularly suited to providing instant access to buses, trains and buildings where a permanent ramp is impractical and folds easily for storage and transportation

Code	Description	Width	Length	Max. Height	Product Weight	S.W.L	Warranty
RAM656170	EBL Ramp 900	750 mm	900 mm	225 mm	6 kg	300 kg	1 Year
RAM656090	EBL Ramp 1200	820 mm	1200 mm	300 mm	9.7 kg	300 kg	1 Year
RAM656110	EBL Ramp 1650	820 mm	1650 mm	412 mm	13 kg	300 kg	1 Year
RAM656120	EBL Ramp 2000	820 mm	2000 mm	500 mm	13.7 kg	300 kg	1 Year
RAM656140	EBL Ramp 3000	820 mm	3000 mm	750 mm	27.3 kg	300 kg	1 Year
RAM656150	EBL Ramp 3500	820 mm	3500 mm	875 mm	31.5 kg	300 kg	1 Year

DVA AL11



Rubber Threshold Ramps

- Assists mobility equipment users and carers to navigate steps and bumps
- Made from recycled rubber, these lightweight threshold ramps are ideal for doorways

Code	Description	Width	Length	Max. Height	Product Weight	S.W.L	Warranty
RAM656211	Rubber Threshold Ramp - Small	200 mm	1010 mm	25 mm	4 kg	300 kg	1 Year
RAM656212	Rubber Threshold Ramp - Large	400 mm	1140 mm	50 mm	13 kg	300 kg	1 Year

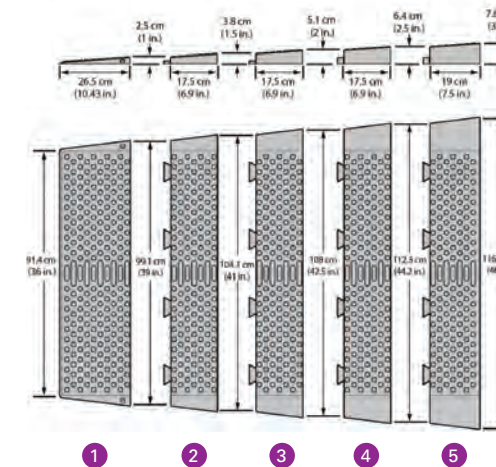
DVA AL11



Threshold Ramps (Modular)


- Threshold Ramps provide a durable, safe means of navigating uneven household surfaces including small steps and doorways
- A hidden dovetail locking system allows for easy installation

Code	Description	Width	Length	Height	S.W.L	Warranty
1 RAM656560	Threshold Ramp - 1in - 25mm Rise - 1 Piece	991 mm	265 mm	25 mm	385 kg	1 Year
2 RAM656570	Threshold Ramp - 1.5in - 38mm Rise - 2 Piece	1041 mm	440 mm	38 mm	385 kg	1 Year
3 RAM656580	Threshold Ramp - 2in - 50mm Rise - 3 Piece	1080 mm	615 mm	50 mm	385 kg	1 Year
4 RAM656590	Threshold Ramp - 2.5in - 62mm Rise - 4 Piece	1123 mm	790 mm	62 mm	385 kg	1 Year
5 RAM656600	Threshold Ramp - 3in - 75mm Rise - 5 Piece	1168 mm	980 mm	75 mm	385 kg	1 Year



Mobility Scooters

292	Aspire Mobility Scooters
296	Aspire Scooter Selection Guide
297	Aidacare Mobility Scooters
300	Aidacare Scooter Selection Guide
301	Scooter Servicing
303	Scooter Accessories



Aspire Mobility Scooters



HS268 Scooter



This compact four wheel mobility scooter is easily transported or stored! Great mobility scooter for smaller, quick trips such as getting around the local shopping mall. As it folds down, the scooter can be stored easily and assembled quickly when needed, making sure you look great on the streets!

- Manual folding via hand lever
- LED headlights and brakelights
- Intuitive user control interface
- Approved for air travel
- Electro Mechanical Brakes
- Fast charging Lithium Ion battery



1 x 12V
11.6AH

SMALL
FOLDING

White

S.W.L
115KG

3 YEAR WARRANTY*

Code	Description	Length	Width x Height	Seat Width	Max. Speed	Range	Product Weight
SCT671135	HS268 Scooter	950 / 775mm Folded	500 x 960 / 495 x 510mm Folded	420mm	8km/h	20km	30.6kg (inc. batteries)

NDIS Item Code 05_122303191_0105_1_2

Scooter Frame 3 Years | Motors/Axles/Brakes 3 Years | Electronics & Battery 1 Year | *Subject to limited warranty T&Cs

Boot Scooter Supalite

EXCLUSIVE

An exceptionally stable and manoeuvrable 4-wheel travel scooter. Benefiting from a class-leading, ultra-lightweight design and the ability to be disassembled into lightweight pieces to travel anywhere, the Boot Scooter Supalite keeps up with your active lifestyle!

- The ultimate portable travel scooter
- Compact, foldable seat with armrests
- Easy-to-grip tiller adjustment knob and handles
- Stable, front frame-mounted seat post
- Disassembles into 6 lightweight pieces for easy transport and storage! (heaviest piece 10.7kg)
- Front/Rear Wheel size: 8/8"
- Turning Radius: 1385mm
- Ground Clearance: 32mm



1 x 24V
12AH

SMALL
PULL-APART

White

S.W.L
120KG

2 YEAR WARRANTY*

Code	Description	Length	Width x Height	Seat Width	Max. Speed	Range	Product Weight
SCT670616	Boot Scooter Supalite	1022mm	480 x 880mm	432mm	6.5km/h	18.5km	34kg (incl. batteries)

NDIS Item Code 05_122303191_0105_1_2

Scooter Frame/Motors/Axles/Brakes 2 Years | Battery 6 Months

Aspire Mobility Scooters

Sonic Scooter

EXCLUSIVE

This portable and durable scooter quickly dismantles into five lightweight pieces for easy transport and storage, no tools required!

- The Sonic's compact size is the perfect choice for your on-the-go lifestyle
- Easy transport and storage
- Puncture-proof tyres and a detachable battery pack
- Front LED light and rear red reflectors
- Easy access battery compartment
- Adjustable angle tiller with delta handle
- Front/Rear Wheel size: 8/9"
- Turning Radius: 1100mm
- Ground Clearance: 65mm
- Manufactured by Pride Mobility Scooters



2 x 12V
20AH

SMALL
PULL-APART

Red

S.W.L
136KG

2 YEAR WARRANTY*

Code	Description	Length	Width x Height	Seat Width	Max. Speed	Range	Product Weight
SCT670665	Sonic Scooter	1040mm	495 x 926mm	480mm	6.8km/h	20km	52kg (incl. batteries)

NDIS Item Code 05_122303191_0105_1_2

Scooter Frame/Motors/Axles/Brakes 2 Years | Battery 6 Months

GT Scooter

EXCLUSIVE

Be free to go where you want to go! The GT offers full advanced suspension for a smoother, more comfortable ride over varied terrain. Front and rear LED lighting illuminates your path, and the adjustable delta tiller allows for easy, one-handed operation.

- Four wheel advanced suspension for a smooth ride
- Easy access battery compartment
- Deluxe Tiller with USB Charger
- Directional Indicators
- Cup Holder
- Front/Rear Wheel size: 9/10"
- Max Speed: 10km/h
- Turning Radius: 1200mm
- Ground Clearance: 80mm
- Manufactured by Pride Mobility Scooters



2 x 12V
35AH

MIDI

Red

S.W.L
159KG

2 YEAR WARRANTY*

Code	Description	Length	Width x Height	Seat Width	Max. Speed	Range	Product Weight
SCT670670	GT Scooter	1200mm	605 x 900mm	480mm	10km/h	30km	103kg (incl. batteries)

NDIS Item Code 05_122303191_0105_1_2

Scooter Frame/Motors/Axles/Brakes 2 Years | Battery 6 Months

HS520 Scooter



The HS520 delivers performance with sporty styling. With standard features like a deluxe seat, full suspension and LED Headlights, it will keep you moving. The ideal Mid-Size four wheel mobility scooter!

- Sleek, Sporty Design
- Stylish Mag Wheels
- LED Headlights and Brakelights
- Front and Rear Wheel Suspension
- Rearview Mirror
- Adjustable Swing Away Armrests
- Electro Mechanical Brakes
- Front/Rear Wheel size: 11/11"
- Turning Radius: 1400mm
- Ground Clearance: 65



2 x 12V
50AH

MIDI

White

S.W.L
136KG

5 YEAR WARRANTY*

Code	Description	Length	Width x Height	Seat Width	Max. Speed	Range	Product Weight
SCT671210	HS520 Scooter	1200mm	640 x 1155mm	465mm	10km/h	39km	94kg (incl. batteries)

NDIS Item Code 05_122303191_0105_1_2

DVA AP05

Scooter Frame 5 Years | Motors/Axles/Brakes 3 Years | Electronics & Battery 1 Year | *Subject to limited warranty T&Cs



HS589 Scooter



This scooter combines a classic design with smooth, quiet operation as well as the power, travel range and stability needed for outdoor use over varying terrains. A Mid-Size four wheel mobility scooter that's perfect for use outdoors!

- LED Headlights and Brakelights
- Front and Rear Wheel Suspension
- Rearview Mirror
- Adjustable Swing Away Armrests
- Electro Mechanical Brakes
- Front/Rear Wheel size: 11/11"
- Turning Radius: 1565mm
- Ground Clearance: 87mm

2 x 12V 50AH

MIDI



5 YEAR WARRANTY*

Code	Description	Length	Width x Height	Seat Width	Max. Speed	Range	Product Weight
SCT671260* - Blue	HS589 Scooter	1290mm	625 x 1150mm	455mm	10km/h	40km	98kg (incl. batteries)
SCT671270 - Red	HS589 Scooter	1290mm	625 x 1150mm	455mm	10km/h	40km	98kg (incl. batteries)

NDIS Item Code 05_122303191_0105_1_2 * DVA AP05 Scooter Frame 5 Years | Motors/Axles/Brakes 3 Years | Electronics & Battery 1 Year | *Subject to limited warranty T&Cs



HS828 Scooter



The HS828 features LED headlights and LCD display with dual side mirrors for that sporty look and performance. A sturdy weight capacity of 160kg and comfortable and adjustable captain's seat with adjustable tiller. A Large scooter with sporty styling and performance to match.

- Digital User Interface
- Stylish Mag Wheels
- Front and Rear Wheel Suspension
- LED Daytime Running Headlights, plus Brakelights and Indicators
- Dual Rearview Mirrors
- Adjustable Swing Away Armrests
- Electro Mechanical Brakes
- Front/Rear Wheel size: 12/12"
- Turning Radius: 1660mm
- Ground Clearance: 90mm

2 x 12V 75AH

LARGE



5 YEAR WARRANTY*

Code	Description	Length	Width x Height	Seat Width	Max. Speed	Range	Product Weight
SCT671285	HS828 Scooter	1400mm	680 x 1325mm	515mm	10km/h	27km	124kg (incl. batteries)

NDIS Item Code 05_122303191_0105_1_2 Scooter Frame 5 Years | Motors/Axles/Brakes 3 Years | Electronics & Battery 1 Year | *Subject to limited warranty T&Cs



Pathrider 130XL Pursuit Scooter

EXCLUSIVE

Front and rear suspension combine with large 33 cm (13") wheels to handle rugged outdoor terrain. The easy-drive delta tiller allows for simple, one handed operation and LED lighting package enhances visibility for a safe and smooth ride.

- Large 33 cm (13") pneumatic tyres for excellent outdoor performance
- Full lighting package including directional signals and angle adjustable
- Easy drive tiller with wrap around handles
- Front basket standard, rear storage bag
- Easily accessible tie down points (for transport of unoccupied scooter)
- Front and rear suspension handle rugged outdoor terrain
- Rearview mirror standard
- Manufactured by Pride Mobility Scooters

2 x 12V 55AH

LARGE



2 YEAR WARRANTY*

Code	Description	Length	Width x Height	Max. Speed	Range	Product Weight
SCT670571	Pathrider 130XL Pursuit Scooter - Red	1360mm	635 x 1300mm	10km/h	25km	134kg (incl. batteries)
SCT670575	Pathrider 130XL Pursuit Scooter - Yellow	1360mm	635 x 1300mm	10km/h	25km	134kg (incl. batteries)

NDIS Item Code 05_122303191_0105_1_2 * DVA AP05 Scooter Frame/Motors/Axles/Brakes 2 Years | Battery 6 Months



HS898 Scooter



The HS898 allows for mobility over challenging terrain. Heavy Duty weight capacity of 181kg, along with a comfortable captain's seat with angle adjustable back support, depth and swivel adjustment on the seat base and angle adjustable tiller. A deluxe heavy duty mobility scooter with hill climbing performance!

- Heavy Duty Hill Climber
- Stylish Mag Wheels
- LED Headlights, Brakelights and Indicators
- Front and Rear Wheel Suspension
- Dual Rearview Mirrors
- Adjustable Swing Away Armrests
- Electro Mechanical Brakes
- Front/Rear Wheel size: 13/13"
- Turning Radius: 1600mm
- Ground Clearance: 100mm

2 x 12V 75AH

LARGE



5 YEAR WARRANTY*

Code	Description	Length	Width x Height	Seat Width	Max. Speed	Range	Product Weight
SCT671290* - Black	HS898 Scooter	1440mm	720 x 1360mm	520mm	10km/h	40km	143kg (incl. batteries)
SCT671300 - Blue	HS898 Scooter	1440mm	720 x 1360mm	520mm	10km/h	40km	143kg (incl. batteries)

NDIS Item Code 05_122303191_0105_1_2 * DVA AP05 Scooter Frame 5 Years | Motors/Axles/Brakes 3 Years | Electronics & Battery 1 Year | *Subject to limited warranty T&Cs



HS928 Scooter



This heavy duty scooter is ideal for larger users and for traveling longer distances with a travel range up to 50km! The sporty style and numerous safety features ensures it is both comfortable and safe, and a real eye catcher. A robust MAXI class scooter that really will go the distance!

- Maxi Size for Larger Users
- Stylish Mag Wheels
- LED Headlights and Brakelights
- Front and Rear Wheel Suspension
- Dual Rearview Mirrors
- Adjustable Swing Away Armrests
- Electro Mechanical Brakes
- Front/Rear Wheel size: 15/15"
- Turning Radius: 1860mm
- Ground Clearance: 110mm

2 x 12V 100AH

MAXI



5 YEAR WARRANTY*

Code	Description	Length	Width x Height	Seat Width	Max. Speed	Range	Product Weight
SCT671310	HS928 Scooter	1600mm	720 x 1280mm	560mm	10km/h	50km	178kg (incl. batteries)

NDIS Item Code 05_122303191_0105_1_2 * DVA AP05 Scooter Frame 5 Years | Motors/Axles/Brakes 3 Years | Electronics & Battery 1 Year | *Subject to limited warranty T&Cs



Rangerider Scooter

EXCLUSIVE

Equipped with front and rear suspension, this rear wheel drive scooter is designed for cruising on walking trails or exploring your property. Enjoy total visibility with complete LED lighting. With a user-friendly console and dual hydraulic brakes for added safety, the Rangerider is the perfect way to embrace life in the great outdoors!

- Limited Recline, Black vinyl, High-Back Seat with Lumbar Support
- Pillow-top headrest
- Flip-up height and angle adjustable armrests
- CTS Suspension with Adjustable Shock Absorbers
- Reversing Sensors with LED Light
- Dual Hydraulic Brakes
- Front/Rear Wheel Size: 14.5"
- Turning Radius: 2430mm
- Ground Clearance: 140mm
- Manufactured by Pride Mobility Scooters

2 x 24V 100AH

MAXI



2 YEAR WARRANTY*

Code	Description	Length	Width x Height	Seat Width	Max. Speed	Range	Product Weight
SCT670581	Rangerider Scooter	1560mm	830 x 1300mm	460mm	10km/h	30 - 36km	180kg (incl. batteries)

NDIS Item Code 05_122303191_0105_1_2 Scooter Frame/Motors/Axles/Brakes 2 Years | Battery 6 Months

Aspire Scooter Selection Guide

SCOOTER RANGE OVERVIEW



NDIS



NDIS



NDIS



NDIS

Model	HS268	SUPALITE	SONIC	GT
Size	SMALL FOLDING	SMALL PULL-APART	SMALL PULL-APART	MIDI
Code	SCT671135 – White	SCT670616 – White	SCT670665 – Red	SCT670 670 – Red
Range (Max.)	20km	18.5km	20km	30km
Battery	1 x 12V, 11.6AH (Lithium Ion)	1 x 24V, 12AH (Lithium Ion)	2 x 12V, 20AH	2 x 12V, 35AH
Seat Type	Low Back Foldable	Low Back Swivel	Low Back Swivel	Low Back Swivel
S.W.L	115kg	120kg	136kg	159kg
Features	<ul style="list-style-type: none"> Manual folding via hand lever LED headlights and brakelights Intuitive user control interface Approved for air travel Electro Mechanical Brakes Fast charging Lithium Ion battery 	<ul style="list-style-type: none"> Disassembles into 6 lightweight pieces Compact, foldable seat with armrests Easy-to-grip tiller adjustment knob Stable front frame-mounted seat post Standard front basket provides storage 	<ul style="list-style-type: none"> Disassembles into 5 lightweight pieces Portable and durable scooter Puncture-proof tyres LED headlights and brakelights Detachable battery pack Easy access battery compartment, Angle adjustable delta tiller 	<ul style="list-style-type: none"> Advanced suspension for a smooth ride Front and rear LED lighting Directional signals Deluxe tiller with USB charger Cup holder

SCOOTER RANGE OVERVIEW



NDIS DVA



NDIS DVA



NDIS



NDIS DVA

Model	HS520	HS589	HS828	PURSUIT
Size	MIDI	MIDI	LARGE	LARGE
Code	SCT671210 – White	SCT671260 – Blue, SCT671270 – Red	SCT671285 – Red	SCT670571 – Red, SCT670575 – Yellow
Range (Max.)	39km	40km	27km	25km
Battery	2 x 12V, 50AH	2 x 12V, 50AH	2 x 12V, 75AH	2 x 12V, 55AH
Seat Type	High Back Swivel	High Back Swivel	High Back Captain's Swivel Seat	High Back Captain's Swivel Seat
S.W.L	136kg	135kg	160kg	159kg
Features	<ul style="list-style-type: none"> Sleek, Sporty design Stylish mag wheels LED headlights and brakelights Front and rear wheel suspension Rearview mirror Adjustable swing away armrests Electro mechanical brakes 	<ul style="list-style-type: none"> Classic design with a large range LED headlights and brakelights Front and rear wheel suspension Rearview mirror Adjustable swing away armrests Electro mechanical brakes 	<ul style="list-style-type: none"> Modern design with digital user interface Headlights, brakelights and indicators Front and rear wheel suspension LED daytime running headlights Rearview mirrors Adjustable swing away armrests Electro mechanical brakes 	<ul style="list-style-type: none"> High performance, sleek and sporty Large 13" pneumatic tyres LED headlights, brakelights and indicators Armrests head rest and lumbar support Rugged front and rear suspension

SCOOTER RANGE OVERVIEW



NDIS DVA



NDIS



NDIS

Model	HS898	HS928	RANGERIDER
Size	LARGE	MAXI	MAXI
Code	SCT671290 – Black, SCT671300 – Blue	SCT671310 – Silver	SCT670581 – Stone Grey
Range (Max.)	40km	50km	30km
Battery	2 x 12V, 75AH	2 x 12V, 100AH	2x 24V, 100AH
Seat Type	High Back Captain's Swivel Seat	High Back Captain's Swivel Seat	Pillow-top, high back
S.W.L	181kg	226kg	159kg
Features	<ul style="list-style-type: none"> Heavy Duty Hill Climber Stylish mag wheels LED headlights, brakelights and indicators Front and rear wheel suspension Rearview mirrors Adjustable swing away armrests Electro mechanical brakes 	<ul style="list-style-type: none"> MAXI scooter to cater for larger users Stylish mag wheels LED headlights and brakelights Front and rear wheel suspension Rearview mirrors Adjustable swing away armrests Electro mechanical brakes 	<ul style="list-style-type: none"> Limited Recline, Black vinyl, High Back Seat with Lumbar support Flip-up height and angle adjustable armrests Adjustable suspension Dual hydraulic brakes Built in USB charger Full lighting package

Aidacare Mobility Scooters



Go-Go Boot Scooter



- Feather touch disassembly into 5 pieces for easy transportation and storage
- Comfortable front-mounted post seat with arm rests for stability
- Convenient off-board dual voltage charger that can charge battery pack on-board or off-board
- Front basket standard
- Prides exclusive black non-scuffing tyres
- Modular design for easy servicing
- Flat free tyres
- Easy to remove rechargeable battery
- Soft and easy to adjust tiller



2 x 12V 12AH

SMALL

Red

S.W.L 118KG

6 MONTH WARRANTY Battery

2 YEAR WARRANTY

Code	Description	Length	Width	Max. Speed	Range	Product Weight
SCT670613	GoGo Boot Scooter – 4 Wheel	1003mm	495mm	6.4km/h	11.5km	45.6kg (incl. batteries)

NDIS Item Code 05_122303191_0105_1_2

Go-Go LX with CTS



- Go-Go LX with Comfort-Trac Suspension (CTS) brings a new level of performance, comfort and value to travel mobility
- Disassembles into 5 pieces for easy transportation and storage
- Easy to remove rechargeable battery
- Soft and easy to adjust tiller
- Includes 2 sets of easily changeable colours (Red & Blue)
- Lightweight mobility scooter
- Front basket as standard



2 x 12V 18AH

SMALL

Red

S.W.L 136KG

6 MONTH WARRANTY Battery

2 YEAR WARRANTY

Code	Description	Length	Width	Max. Speed	Range	Product Weight
SCT670612	GoGo LX4 Scooter – 4 Wheel	1040mm	520mm	6.4km/h	17km	39.5kg (w/out batteries)

NDIS Item Code 05_122303191_0105_1_2



Quest Folding Scooter

- Sleek, stylish and extremely easy to operate
- Ready for transport and folded in just 3 easy steps
- Can be stowed upright or laid down
- Great performance both indoors and out

- Articulated front end adds greater stability
- Front and rear LED headlights

White

1 x 24V 11.5AH Lithium-Ion

SMALL

Code	Description	Length	Width	Max. Speed	Range	Product Weight	S.W.L	Warranty
SCT670630	Quest Foldable Scooter	930mm	485mm	6km/h	20km	23.5kg (w/out batteries)	115kg	2 Years (6 month batteries)

NDIS Item Code 05_122303191_0105_1_2



Pathrider 130 XL Scooter

- High performance, sleek and sporty powered mobility scooter
- Large 13" pneumatic tyres to handle rugged outdoor terrain
- Luxurious suspension seat with arm rests, head rest and lumbar support for stability
- Rugged front and rear suspension

- Automatic full lighting system including directional adjustment. Long lasting high intensity LED kerb light, headlight, tail light and indicators

Red Silver

2 x 12V 55AH

LARGE

Code	Description	Length	Width	Max. Speed	Range	Product Weight	S.W.L	Warranty
SCT670572	Pathrider 130 XL Scooter – Red	1359mm	635mm	10km/h	35km	101kg (w/out batteries)	159kg	2 Years (1 Year batteries)
SCT670574	Pathrider 130 XL Scooter – Silver	1359mm	635mm	10km/h	35km	101kg (w/out batteries)	159kg	2 Years (1 Year batteries)

NDIS Item Code 05_122303191_0105_1_2



Pathrider 10 Scooter

- High performance, sleek and sporty mobility scooter
- Low profile, puncture proof tyres
- Back lit battery gauge
- Eight-position seat rotation

- Comfortable front-mounted post seat with armrests for stability
- Wrap around easy drive tiller
- Front basket as standard

Blue

2 x 12V 31AH (40AH Optional)

MIDI

Code	Description	Length	Width	Max. Speed	Range	Product Weight	S.W.L	Warranty
SCT670615	Pathrider 10 Scooter	1190mm	565mm	8.5km/h	25km	63.5kg (w/out batteries)	159kg	2 Years (1 Year batteries)

NDIS Item Code 05_122303191_0105_1_2 DVA AP05



Pathrider 140 XL Scooter

- Top of the range sleek and sporty powered
- Large 13" pneumatic tyres to handle rugged outdoor terrain
- Tiller mounted battery charger port for off board charger
- Including directional adjustment. Long lasting high intensity LED kerb light, headlight, tail light and indicators
- Back lit battery gauge

- Automatic full lighting system
- Luxurious suspension seat with armrests, head rest and lumbar support for stability
- Rugged front and rear suspension and sealed hydraulic brakes

Red Silver Yellow

2 x 12V 70AH

LARGE

Code	Description	Length	Width	Max. Speed	Range	Product Weight	S.W.L	Warranty
SCT670576*	Pathrider 140XL Scooter – Red	1428mm	692mm	10km/h	35km	118kg (w/out batteries)	181kg	2 Years (1 Year batteries)
SCT670577	Pathrider 140XL Scooter – Silver	1428mm	692mm	10km/h	35km	118kg (w/out batteries)	181kg	2 Years (1 Year batteries)
SCT670578	Pathrider 140XL Scooter – Yellow	1428mm	692mm	10km/h	35km	118kg (w/out batteries)	181kg	2 Years (1 Year batteries)

NDIS Item Code 05_122303191_0105_1_2 DVA AP05



Pathrider 10 DX Scooter

- High performance sleek and sporty mobility scooter
- Low profile, puncture proof tyres
- Comfortable front-mounted post seat with armrests for stability
- Back-lit battery gauge on monitor
- Rugged front and rear suspension

- Long lasting high intensity LED headlight, tail light and indicators
- Wrap around easy drive tiller

Blue

2 x 12V 31AH (40AH Optional)

MIDI

Code	Description	Length	Width	Max. Speed	Range	Product Weight	S.W.L	Warranty
SCT670620	Pathrider 10 DX Scooter	1193mm	565mm	9km/h	25km	85kg (incl. batteries)	159kg	2 Years (1 Year batteries)

NDIS Item Code 05_122303191_0105_1_2 DVA AP05



Sportrider Scooter

- A sporty, sleek outdoor scooter
- Full digital displaying speedometer/odometer
- Large rear storage pod included as standard
- Powerful front/rear lighting kit

- High back, adjustable seat
- Full suspension system

Black

2 x 12V 70AH

LARGE

Code	Description	Length	Width	Max. Speed	Range	Product Weight	S.W.L	Warranty
SCT670585	Sportrider Scooter	1650mm	780mm	10km/h	50km	120kg (w/out batteries)	181kg	2 Years (1 Year batteries)

NDIS Item Code 05_122303191_0105_1_2



Victory 10 LX Scooter

- Comfort-Trac Suspension (CTS) front and rear
- Sleek, modern design
- Full digital displaying speedometer/odometer
- Feather-touch disassembly permits simple frame separation with only one hand

- Full LED lighting package that includes curb and rear lights and directional signals

Red

2 x 12V 40AH

MIDI

Code	Description	Length	Width	Max. Speed	Range	Product Weight	S.W.L	Warranty
SCT670640	Victory 10 LX – 4 Wheel Red	1194mm	565mm	10km/h	26km	70.9kg (w/out batteries)	159kg	2 Years (1 Year batteries)

NDIS Item Code 05_122303191_0105_1_2 DVA AP05



Product & Training Video Resources

Aidacare have an extensive free-to-use video library containing Mobility Scooter safe use videos.

All of these are available at www.aidacare.com.au/knowledge/videos

For more information, please contact your local Aidacare representative or call 1300 133 120.



Pride Sonic & GT Mobility



Pride Sportsrider



Pride Quest Mobility Scooter



Pride Scooter 'Versatility'

Scooter range is manufactured by Pride Mobility and distributed by Aidacare



SCOOTER RANGE OVERVIEW



NDIS



NDIS



NDIS

Model	GoGo Boot Scooter	GoGo LX with CTS Scooter	Quest Folding Compact
Size	SMALL PULL-APART	SMALL PULL-APART	SMALL FOLDING
Code	SCT670613 – Red	SCT670612 – Red	SCT670630 – White
Range (Max.)	11.5km	17km	20km
Battery	2 x 12V 12AH	2 x 12V 18AH	1 x 24V 11.5AH Li-Polymer
Seat Type	Low back	Low back	Low back
S.W.L	118kg	136kg	115kg
Features	Lightweight, disassembles , dual-voltage charger, adjustable tiller, flat free tyres, front basket	Lightweight, disassembles , comfort track suspension (CTS), adjustable tiller, front basket	Lightweight Folding design, folds in three easy steps, adjustable tiller

SCOOTER RANGE OVERVIEW



NDIS DVA



NDIS DVA



NDIS DVA

Model	Pathrider 10 Scooter	Pathrider 10 DX Scooter	Victory 10 LX Scooter
Size	MIDI	MIDI	MIDI
Code	SCT670615 – Viper Blue	SCT670620 – Viper Blue	SCT670640 – Blue
Range (Max.)	21km	21km	26km
Battery	2x 12V 31AH (40AH optional)	2x 12V 31AH (40AH optional)	2 x 12V 40AH
Seat Type	Low back	High back	High back
S.W.L	159kg	159kg	181kg
Features	High performance, sporty, flat free tyres, back lit battery gauge, armrests, front basket	High performance, sporty, flat free tyres, head & armrests, front & rear suspension	Sporty, outdoor use, digital display speedometer/odometer. Full suspension, front/rear lighting kit

SCOOTER RANGE OVERVIEW



NDIS DVA



NDIS

Model	Pathrider 130 XL Scooter	Pathrider 140 XL Scooter	Sportrider Scooter
Size	LARGE	LARGE	LARGE
Code	SCT670572 – Red, SCT670574 – Silver	SCT670576* – Red, SCT670577 – Silver, SCT670578 – Yellow	SCT670585 – Silver
Range (Max.)	35km	35km	50km
Battery	2 x 12V 55AH	2 x 12V 70AH	2 x 12V 70AH
Seat Type	Deluxe Captains Seat	Deluxe Captains Seat	High back, adjustable
S.W.L	159kg	181kg	181kg
Features	High performance, large tyres for outdoor, head & armrests, lumbar support, front & rear suspension	Top of range sporty, large pneumatic tyres for outdoor, head & armrests, front & rear suspension	Sleek outdoor scooter, digital speedometer display, full suspension system, front/rear lighting

'KEEP YOUR SCOOTER SCOOTING' BOOK AN ANNUAL SERVICE



Scooter Servicing

Our team of trained service technicians are on hand to perform a full service on your scooter. Our team are authorised Pride agents so you can be sure only quality parts will be used and your warranty will be retained.

THE AIDACARE SERVICE DEPARTMENT STOCK A FULL RANGE OF SPARE SCOOTER PARTS

WE RECOMMEND YOU SERVICE YOUR SCOOTER EVERY 12 MONTHS

CALL US TODAY 1300 133 120

Code	Description	SCOOTERS														
		Gogo Boot Scooter	Boot Scooter Supalite	Gogo LX4	Pathrider 10	Pathrider 10 Deluxe	Pathrider ES 10	Quest Folding Compact	Sonic	GT	Pathrider 130XL	Pathrider 130XLPursuit	Pathrider 140XL	Rangerider	Sportrider XL3	Victory 10 LX
Tube																
MWT450027	57 x 64mm – 14inch Rim															✓
MWT470300	76 x 76mm – 4inch Rim											✓				
MWT450411	145 x 70mm – 6inch Rim														✓	
MWT450599	100 x 100mm – 8inch Rim											✓	✓	✓		
MWT450660	71 x 64mm – 4inch Rim											✓				
Tyres																
MWT450430	200 x 50mm – Solid – Sonic Scooter															✓
MWT450432	220 x 75mm – Solid – Sonic Scooter															✓
MWT450420	180 x 40mm – Solid – Quest Folding Scooter															✓
MWT450422	200 x 50mm – Solid – Quest Folding Scooter															✓
MWT471216*	265 x 92mm – Solid – Pathrider 10 Scooter															✓
MWT471217*	274 x 92mm – Solid – Pathrider 10 Scooter															✓
MWT450445	51 x 178mm – Solid – Gogo LX4															✓
MWT450447	64 x 203mm – Solid – Gogo LX4															✓
MWT450440	51 x 203mm – Solid – Boot Scooter Supalite															✓
MWT450442	64 x 203mm – Solid – Boot Scooter Supalite															✓
MWT450435	51 x 203mm – Solid – Gogo Boot Scooter															✓
MWT450436	64 x 203mm – Solid – Gogo Boot Scooter															✓
MWT450025	70 x 70mm – 14inch Rim – Pneumatic															✓
MWT450023	76 x 76mm – 4inch Rim – Pneumatic															✓
MWT450410	145 x 70mm – 6inch Rim – Pneumatic															✓
MWT450189	330 x 110mm – 5inch Rim – Pneumatic															✓
MWT450022	71 x 64mm – 4inch Rim – Pneumatic															✓

* DVA AP21

Code	Description	ASPIRE SCOOTERS					
		HS268	HS520	HS589	HS828	HS898 Bravo	HS928
Tube							
MWT481510	89 x 89mm – 8inch Rim	Not Applicable					✓
MWT481480	100 x 60mm – 8inch Rim					✓	
MWT481490	100 x 60mm – 8inch Rim				✓		
MWT481500	89 x 104mm – 5inch Rim		✓	✓			
Tyres							
MWT481460	89 x 89mm – 8inch Rim – FRONT – Pneumatic						✓
MWT481470	89 x 89mm – 8inch Rim – REAR – Pneumatic						✓
MWT481450	100 x 60mm – 8inch – FRONT / REAR – BLACK – HS898					✓	
MWT481440	100 x 60mm – 8inch – FRONT / REAR – BLACK – HS828				✓		
MWT481420	89 x 104mm – 5inch – FRONT / REAR – BLACK – Pneumatic		✓	✓			
MWT481400	200 x 50mm – FRONT – BLACK – Solid	✓					
MWT481410	200 x 50mm – REAR – BLACK – Solid	✓					

Code	Description	HS268	HS520	HS589	HS828	HS898 Bravo	HS928	Pathrider 130XL Pursuit	Pathrider 130XL	Pathrider 140XL	Rangerider	Sportrider XL3	Gogo LX4	Gogo BOOT	Pathrider ES 10	Boot Scooter Supalite	Pathrider 10 Deluxe	Quest Folding Compact	Victory 10 LX	Sonic	GT
Type and Number of Batteries		1	2	2	2	2	2	2	2	2	2	2	2	2	2	2	2	1	2	2	2
MBT403100	11.5 Amp																		✓		
MBT404100	11.6 Amp	✓																			
MBT410025	12 Amp													✓		✓					
MBT410020	18 Amp												✓	✓							
MBT410035	21 Amp																			✓	
MBT410030	33 Amp														✓						✓
MBT410015	40 Amp																✓		✓		
MBT410007	50 Amp		✓	✓	✓			✓	✓												
MBT410000	70 / 73 Amp					✓				✓		✓									
MBT410045	100 Amp						✓				✓										

Scooter Accessories



Wind/Rain Shield



- Protects the scooter driver from the wind and rain whilst driving
- Aluminium frame attaches to the bumper bar and the sun canopy, comes with clear front shield
- Please specify type of scooter at time of order
- Used in conjunction with sun canopy
- Note: pictured with optional side wind shields (2 x SCA668395) and rear wind shield (SCA668396)
- Note: pictured with sun canopy which must be used for attachment (SCA668380)

Code	Description
SCA668392	Rain Cover for Scooter
SCA668397	Scooter Wind/Rain Shield Front Section Including Frame
SCA668396	Scooter Rear Wind Shield
SCA668395	Scooter Side Wind Shield (each)

NDIS Item Code 03_120000911_0105_1_1



Golf Bag Carrier

- The golf bag carrier will accommodate one golf bag and it attaches to the universal accessory holder on the back of your Pride scooter

Code	Description
SCA668280	Golf Bag Carrier

NDIS Item Code 03_120000911_0105_1_1



L Piece Accessory

- Scooter accessory mounting equipment

Code	Description
SCA668310	L Piece Accessory

NDIS Item Code 03_120000911_0105_1_1 **DVA AP14**



Mirror – Pathrider

- Round rearview mirror assembly for select Pride scooter models
- Includes review mirror, top bracket, bottom bracket and hardware (nuts and screws)

Code	Description
SCA668300	Mirror – Pathrider

NDIS Item Code 03_120000911_0105_1_1 DVA AP14



Saddlebag

- Allows users to carry essential belongings within their reach

Code	Description
SCA668398	Saddlebag

NDIS Item Code 03_120000911_0105_1_1



Dust Cover

- Strong and lightweight dust cover
- Ideal for protecting your scooter whilst not in use
- Not recommended for use as a rain cover

Code	Description
SCA668210	Dust Cover



Crutch & Frame Holder

- Holds a pair of crutches or a walking frame
 - Mounts directly onto the scooter tow bar
 - Can be used in with the sun canopy
- If by itself, requires the “L” Piece Accessory (SCA668310) and anti-rattle clamp (SCA668312 (DVA AP14))

Code	SCA668620	SCA668390*
Compatibility	HS520	Superlite
	HS559	Sonic
	HS589	GT
	HS828	Pathrider
	HS898	Victory
	HS928	Sportsrider

NDIS Item Code 03_120000911_0105_1_1 DVA AP14



Rear Pod

- Aids users to carry belongings in a sturdy rear case
- Suitable for Pathrider 130XL, 140XL, Rangerider, Victory 10 LX, Pathrider 10DX, Sportsrider
- Key locked for extra security

Code	Description
SCA668399	Rear Pod

NDIS Item Code 03_120000911_0105_1_1



Cupholder

- Accessory to suit all three & four wheel scooters

Code	SCA668170
Compatibility	Superlite
	Sonic
	GT
	Pathrider
	Victory
	Sportsrider

NDIS Item Code 03_120000911_0105_1_1



Scooter Flag

- A long flexible flag to provide increased visibility to a scooter

Code	SCA668640	SCA668370*
Compatibility	HS520	Superlite
	HS559	Sonic
	HS589	GT
	HS828	Pathrider
	HS898	Victory
	HS928	Sportsrider

NDIS Item Code 03_120000911_0105_1_1 DVA AP14



Rear Basket

- Handy rear storage basket, ideal for your handbag/groceries

Code	SCA668180
Compatibility	Superlite
	Sonic
	GT
	Pathrider
	Victory
	Sportsrider

NDIS Item Code 03_120000911_0105_1_1 DVA AP14



Oxygen Tank Holder

- Scooter mounted oxygen bottle holder
- Carries a 406L oxygen bottle
- Fits into the scooter tow bar on the rear
- Can be used with the cane holder mount
- If by itself, requires the “L” Piece Accessory (SCA668310)

Code	SCA668600	SCA668330*
Compatibility	HS520	Superlite
	HS559	Sonic
	HS589	GT
	HS828	Pathrider
	HS898	Victory
	HS928	Sportsrider

NDIS Item Code 03_120000911_0105_1_1 DVA AP14



Cane Holder

- Scooter mounted walking stick holder
- Mounts directly onto the scooter tow bar (or side option)
- Also available in side mounted and flag holding version
- Both options come in either single or double

Code	SCA668610	SCA668230*
Compatibility	HS520	Superlite
	HS559	Sonic
	HS589	GT
	HS828	Pathrider
	HS898	Victory
	HS928	Sportsrider

NDIS Item Code 03_120000911_0105_1_1 DVA AP14



Rear Shopping Bag

- Attachment to carry bits and pieces
- Fits into the scooter tow bar on the rear
- Durable black tonneau material
- Comes with all mounting hardware required for installation (including L Piece Accessory)

Code	SCA668630	SCA668340*
Compatibility	HS520	Superlite
	HS559	Sonic
	HS589	GT
	HS828	Pathrider
	HS898	Victory
	HS928	Sportsrider

NDIS Item Code 03_120000911_0105_1_1 DVA AP14



Sun Shade Canopy

- Large scooter canopy great for sun or rain protection – 600mm wide x 700mm long
- Fits into the scooter tow bar on the rear
- Sturdy waterproof canvas
- Comes with all mounting hardware required for installation
- Pathrider Sun Canopy needs Rear Bag (SCA668340)


Code	SCA668650	SCA668380*	SCA668375*
Compatibility	HS520	HS828	Superlite
	HS559	HS898	Sonic
	HS589	HS928	GT
			Pathrider
			Victory
			Sportsrider

NDIS Item Code 03_120000911_0105_1_1 DVA AP14



Mobility Walking Frames & Aids

- 308 Seat Walkers / Rollators & Accessories
- 317 Walking Frames
- 320 Forearm Walkers & Walking Tutors
- 323 Walking Sticks
- 326 Crutches
- 329 General Accessories

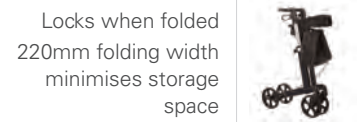
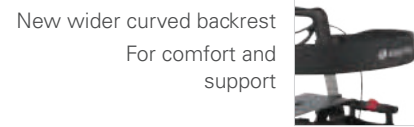
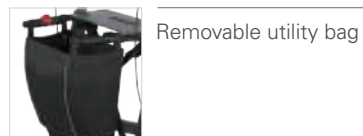
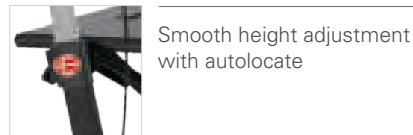


Seat Walkers Rollators & Accessories



Seat Walkers / Rollators & Accessories


Aspire Vogue Carbon Fibre Walker



Super lightweight carbon fibre frame

Unbreakable TPE super soft wheels

Less than 5kg
Medium



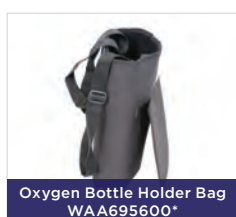
1 YEAR WARRANTY

Code	Description	Overall Height	Overall Length	Overall Width	Folded Width	Seat Depth	Seat Width	Seat Height	Wheel Size	Min. Functional Weight	Typical Functional Weight*	Bag S.W.L
WAF705350	Vogue Carbon Fibre - Medium - Black	695 - 920mm	680mm	600mm	225mm	240mm	465mm	550mm	8"	4.9kg	6.2kg	5kg
WAF705360	Vogue Carbon Fibre - Tall - Red	770 - 1040mm	680mm	605mm	240mm	225mm	465mm	620mm	8"	5.2kg	6.3kg	5kg

NDIS Item Code 05_120606097_0105_1_2 DVA AP12

*Includes accessories, bag and backstrap.

Aspire Vogue Seat Walker Accessories




Note: Crutch and Cane Holder, Single Hand Brake System and Adjustable Height IV Pole are not compatible with the Vogue Indoor Walker

NDIS Item Code 03_12000911_0105_1_1 DVA AP14

Aspire Vogue Lightweight Walker



- Advanced locking breaks
- Unbreakable TPE super soft wheels
- New wider curved backrest
- Minimised storage space with folded width 220mm
- Locks when folded
- Removable utility bag with 5kg limit
- Cane holder attachment included
- Unit weight includes accessories, bag and backstrap
- Frame weight is minimal functional weight



1 YEAR WARRANTY

Code	Description	Overall Height	Overall Length	Overall Width	Folded Width	Seat Depth	Seat Width	Seat Height	Wheel Size	Min. Functional Weight	Typical Functional Weight*	Bag S.W.L
WAF705310RE	Vogue Lightweight - Red	785 - 920mm	655mm	620mm	220mm	240mm	465mm	540mm	8"	5.3kg	6.4kg	5kg
WAF705310CH	Vogue Lightweight - Champagne	785 - 920mm	655mm	620mm	220mm	240mm	465mm	540mm	8"	5.3kg	6.4kg	5kg

NDIS Item Code 05_120606097_0105_1_2 DVA AP12

*Includes accessories, bag and backstrap.

Aspire Vogue Adventure HD Walker



- Heavy-duty frame and wider seat provide enhanced support for users up to 200kg
- Luxury European look and feel offers personalised height adjustment, promoting correct posture
- Large multi-terrain wheels for durability and stability on and off road. (Front wheels 11"; back wheels 9")
- Ergonomic handbrakes lock for improved user safety and stability
- Compact turning circle facilitates improved mobility in tight spaces
- Simple folding mechanism enables easy transportation and compact storage
- Detachable storage bag
- Cane holder attachment included
- Unit weight includes accessories, bag and backstrap
- Frame weight is minimal functional weight



1 YEAR WARRANTY

Code	Description	Overall Height	Overall Length	Overall Width	Folded Width	Seat Depth	Seat Width	Seat Height	Wheel Size	Min. Functional Weight	Typical Functional Weight*	Bag S.W.L
WAF705450	Vogue Adventure - Black	900 - 1035mm	770mm	695mm	245mm	230mm	540mm	530mm	Front 11" Rear 9"	8.8kg	10kg	5kg

NDIS Item Code 05_120606097_0105_1_2 DVA AP12

*Includes accessories, bag and backstrap.

Aspire Vogue Forearm Walker



- Smart posture system – equipped with forearm supports that are height, depth and angle adjustable
- Luxury European look and feel, profiled tubing, moulded fittings, ergonomic handles and refined colours
- Lightweight and ergonomic design with small turning circle for excellent manoeuvrability
- "AutoLocate" adjustment that automatically locates to pre-set heights
- Locks when folded
- Advanced locking handbrakes – for increased user safety when walking and sitting
- Unbreakable TPE super soft wheels – offers high durability and a smooth ride
- Unit weight includes accessories, bag and backstrap
- Frame weight is minimal functional weight
- Cane holder attachment included



1 YEAR WARRANTY

Code	Description	Overall Height	Overall Length	Overall Width	Folded Width	Seat Depth	Seat Width	Seat Height	Wheel Size	Min. Functional Weight	Typical Functional Weight*	Bag S.W.L
WAF705400	Vogue Forearm - White	1020 - 1270mm	660mm	620mm	225mm	240mm	460mm	620mm	8"	9.1kg	10kg	5kg

NDIS Item Code 05_120606096_0105_1_2 DVA AP12


*Includes accessories, bag and backstrap.



Aspire Vogue Indoor Walker



- European design, profiled tubing, moulded fittings, ergonomic handles
- Now supplied with bonus cane holder
- Lightweight and ergonomic design with small turning circle for excellent manoeuvrability
- Meals can be collected and brought to the desired location without the need for lifting or carrying. The tray is also removable
- Removable storage bag
- Frame can be rolled over a seated user's legs to enable dining directly from the tray
- Slimline design reduces the footprint when folded and can stand up on its own
- Ergonomic 'Soft Touch' lockable brakes allows the walker to be secured in place with minimal hand pressure



Code	Description	Overall Height	Overall Length	Overall Width	Folded Width	Wheel Size	Min. Functional Weight	Typical Functional Weight*	Bag S.W.L	Tray S.W.L
WAF705100RE	Vogue Indoor - Red/Black	860 - 970mm	650mm	540mm	270mm	6"	4.4kg	5.1kg	5kg	5kg
WAF705100CH	Vogue Indoor - Champagne/Black	860 - 970mm	650mm	540mm	270mm	6"	4.4kg	5.1kg	5kg	5kg

NDIS Item Code 05_120606096_0105_1_2 DVA AP12

*Includes accessories, bag and backstrap.



Aspire Deluxe Seat Walker



- Deluxe, in-line rear wheels and brake mechanism increases the user's stepping zone
- Robust aluminium frame and easy wipe-clean surfaces
- Ultra-soft hand brakes with palm ball - lock effortlessly and offer increased comfort for users with arthritis or wrist/hand joint pain
- Anatomically designed, latex-free handles allows for comfortable grip
- Adjustable handle height
- Easy folding mechanism
- Padded seat with pocket for smaller items and a storage bag supplied
- Solid, puncture-proof 8" wheels



Code	Description	Overall Height	Overall Length	Overall Width	Seat Depth	Seat Width	Seat Height	Backrest Height	Folded Width	Castor Size	Unit Weight
WAF705750RE	Deluxe Seat Walker - Red	835 - 990mm	765mm	605mm	305mm	355mm	590mm	840mm	245mm	8"	7kg
WAF705750BL	Deluxe Seat Walker - Blue	835 - 990mm	765mm	605mm	305mm	355mm	590mm	840mm	245mm	8"	7kg

NDIS Item Code 05_120606097_0105_1_2 DVA AP12



Aspire Classic 6" Seat Walker



- Robust aluminium frame and easy wipe-clean surfaces
- Ultra-soft hand brakes with palm ball - lock effortlessly and offer increased comfort for users with arthritis or wrist/hand joint pain
- Anatomically designed, latex-free handles - allow for comfortable grip, especially for users with arthritis
- Adjustable handle height - for customised comfort and posture
- Easy folding mechanism
- Padded seat that flips up - with a storage bag
- Solid, puncture-proof 6" wheels



Code	Description	Overall Height	Overall Length	Overall Width	Seat Depth	Seat Width	Seat Height	Backrest Height	Folded Width	Castor Size	Unit Weight
WAF709600RE	Classic 6" Seat Walker - Red	760 - 915mm	625mm	615mm	305mm	355mm	525mm	770mm	200mm	6"	6kg
WAF709600BL	Classic 6" Seat Walker - Blue	760 - 915mm	625mm	615mm	305mm	355mm	525mm	770mm	200mm	6"	6kg

NDIS Item Code 05_120606097_0105_1_2 DVA AP12



Aspire Classic 8" Seat Walker



- Robust aluminium frame and easy wipe-clean surfaces
- Ultra-soft hand brakes with palm ball - lock effortlessly and offer increased comfort for users with arthritis or wrist/hand joint pain
- Padded seat that flips up
- Anatomically designed, latex-free handles - allow for comfortable grip, especially for users with arthritis
- Adjustable handle height
- Easy folding mechanism
- Solid, puncture-proof 8" wheels - for increased manoeuvrability



Code	Description	Overall Height	Overall Length	Overall Width	Seat Depth	Seat Width	Seat Height	Backrest Height	Folded Width	Castor Size	Product Weight
WAF705700RE	Classic 8" Seat Walker - Red	820 - 975mm	660mm	630mm	305mm	355mm	575mm	815mm	200mm	8"	7kg
WAF705700BL	Classic 8" Seat Walker - Blue	820 - 975mm	660mm	630mm	305mm	355mm	575mm	815mm	200mm	8"	7kg

NDIS Item Code 05_120606097_0105_1_2 DVA AP12



Aspire Mini Seat Walker



- Robust aluminium frame and easy wipe-clean surfaces
- Ultra-soft hand brakes with palm ball - lock effortlessly and offer increased comfort for users with arthritis or wrist/hand joint pain
- Anatomically designed, latex-free handles - allow for comfortable grip, especially for users with arthritis
- Adjustable handle height - for customised comfort and posture
- Easy folding mechanism
- Padded seat that flips up - with a storage bag
- Solid, puncture-proof 6" wheels



Code	Description	Overall Height	Overall Length	Overall Width	Seat Depth	Seat Width	Seat Height	Backrest Height	Folded Width	Castor Size	Product Weight
WAF705800RE	Mini Seat Walker - Red	743 - 905mm	560mm	615mm	305mm	355mm	485mm	690mm	200mm	6"	6kg
WAF705800BL	Mini Seat Walker - Blue	743 - 905mm	560mm	615mm	305mm	355mm	485mm	690mm	200mm	6"	6kg

NDIS Item Code 05_120606097_0105_1_2 DVA AP12



Aspire XL Seat Walker



- Robust aluminium frame and easy wipe-clean surfaces
- Wide padded seat and increased 180kg safe working load
- Ultra-soft hand brakes with palm ball
- Anatomically designed, latex-free handles
- Adjustable handle height
- Easy folding mechanism
- Padded seat with pocket for smaller items and a storage bag supplied
- Solid, puncture-proof 8" wheels for increased manoeuvrability and peace of mind



Code	Description	Overall Height	Overall Length	Overall Width	Seat Depth	Seat Width	Seat Height	Backrest Height	Folded Width	Castor Size	Unit Weight
WAF750020SL	XL Seat Walker	850 - 985mm	700mm	735mm	340mm	495mm	560mm	850mm	230mm	8"	8kg

NDIS Item Code 05_120606097_0105_1_2 DVA AP12



Aspire Push Down Seat Walker



- Robust aluminium frame and easy wipe-clean surfaces
- Anatomically designed, latex-free handles
- Adjustable handle height
- Easy folding mechanism
- Padded seat that flips up – with a discreet pocket for smaller items and a storage bag supplied
- Solid, puncture-proof 8" wheels – for increased manoeuvrability and peace of mind
- Weight activated brakes – ideal for arthritic conditions and those with cognitive issues



1 YEAR WARRANTY

Code	Description	Overall Height	Overall Length	Overall Width	Seat Depth	Seat Width	Seat Height	Backrest Height	Folded Width	Castor Size	Product Weight
WAF705600RE	Push Down Seat Walker - Red	855 - 965mm	660mm	620mm	305mm	355mm	580mm	815mm	255mm	7"	7kg
WAF705600BL	Push Down Seat Walker - Blue	855 - 965mm	660mm	620mm	305mm	355mm	580mm	815mm	255mm	7"	7kg


NDIS Item Code 05_120606097_0105_1_2 DVA AP12



Aspire Superlite Adjustable Seat Walker



- One of the lightest seat walkers on the market at only 5kg
- Seat height adjustability
- Adjustable handle height
- Padded flip-up seat with storage bag included as standard
- Solid, puncture proof 6" wheels



1 YEAR WARRANTY

Code	Description	Overall Height	Overall Length	Overall Width	Seat Depth	Seat Width	Seat Height	Backrest Height	Folded Width	Castor Size	Product Weight
WAF709650CH	Superlite Adjustable Seat Walker	740 - 920mm	635 - 765mm	500 - 670mm	305mm	355mm	490 - 595mm	700 - 870mm	280mm	6"	5kg

NDIS Item Code 05_120606111_0105_1_2 DVA AP12



Aspire Meal Tray Walker



- Sturdy and robust – for use in the home to transport meals and other objects from one room to another
- 6" wheels – to easily negotiate carpet and thresholds
- Lockable hand brakes – for additional safety when sitting and rising
- Clip on plastic trays with an outer lip edge to capture spillage and prevent items slipping off
- Height adjustable handles – for customised comfort and positioning
- Tool-free assembly



1 YEAR WARRANTY

Code	Description	Overall Height	Overall Length	Overall Width	Lower Tray Height	Upper Tray Height	Tray Width	Castor Size	Product Weight
DLG272061	Meal Tray Walker	770 - 920mm	560mm	585mm	415mm	770 - 920mm	450mm	6"	8kg

NDIS Item Code 03_090000911_0103_1_1 DVA AH14



Aspire Meal Trolley



- Ideal for use in the house, this mobile kitchen trolley gives greater independence for the user and features removable plastic trays.
- Height adjustable frame
- Clip on plastic trays
- Tool free assembly
- Easy to clean frame and food trays
- 2 locking castors



1 YEAR WARRANTY

Code	Description	Overall Height	Overall Length	Overall Width	Lower Tray Height	Upper Tray Height	Tray Width	Castor Size	Product Weight
DLG272060	Meal Trolley	810 - 937mm	503mm	460mm	351 - 478mm	615 - 740mm	450mm	3"	6kg

NDIS Item Code 03_090000911_0103_1_1 DVA AH14



Aspire Tri Wheel Walker



- Provides assistance to those who need confidence walking and require rest en route
- Three wheels make it ideal for use in confined spaces
- Folds away for easy storage or transportation
- Height adjustable handles to suit user requirements
- Handbrakes are lockable for stability while standing
- Strong heavy gauge steel construction
- Supplied with basket, bag and meal tray



1 YEAR WARRANTY

Code	Description	Overall Height	Overall Length	Overall Width	Folded Width	Castor Size	Product Weight
WAF705500	Tri Wheel Walker	800 - 920mm	730mm	645mm	275mm	8"	5.5kg


NDIS Item Code 05_120606096_0105_1_2



Aspire Knee Walker



- Provides mobility support to person with an injury below the knee by supporting half of the body weight on the walker and half on the uninjured leg
- Adjustable hand and knee support platform caters to a wide range of user heights
- Can be used on the left or right leg
- Dual hand brakes for added safety and control
- Folding design for efficient storage
- 8" wheels offer greater performance outdoors



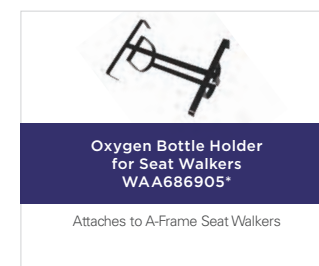
1 YEAR WARRANTY

Code	Description	Overall Height	Overall Width	Knee Pad Width	Knee Pad Depth	Knee Pad Height	Handle Height	Castor Size	Product Weight
WAF712200	Knee Walker	840 - 970mm	430mm	180mm	360mm	480 - 560mm	840 - 970mm	8"	10kg

NDIS Item Code 05_120606111_0105_1_2

Aspire Seat Walker Accessories

*For more information refer to our 'Vogue Walker' and 'Walker Range' Brochures



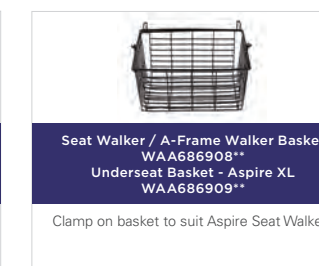
Oxygen Bottle Holder for Seat Walkers WAA686905*

Attaches to A-Frame Seat Walkers



Walking Stick Holder for Seat Walker WAA686924

Attaches to A-Frame Seat Walkers. To suit Deluxe/Classic 6 & 8/Mini/Push Down /Superlite/XL



Seat Walker / A-Frame Walker Basket WAA686908** Underseat Basket - Aspire XL WAA686909**

Clamp on basket to suit Aspire Seat Walkers

NDIS Item Code 03_120000911_0105_1_1 * DVA AP14 ** DVA AP21



Stride Seat Walker

- Side folding walking frame, ideal for storage and transport
- Aluminium frame, lightweight and easy to manoeuvre
- Ergonomic handles
- Light touch lock brakes
- Push button handle height adjustment
- Soft padded seat for improved sitting comfort
- Multi-terrain castors
- Removable utility bag



Code	Description	Overall Width	Overall Length	Overall Height	Seat Width	Seat Depth	Seat Height	Folded Width	Castor Height	Product Wt.
WAF750150	Stride Seat Walker	600mm	700mm	790 - 980mm	450mm	220mm	520mm	230mm	Front: 11" Back: 9"	7.6kg

NDIS Item Code 05_120606097_0105_1_2



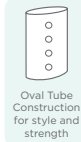
Genesis 3 Seat Walker - BRO204-HD

- Folded padded backrest
- Extra wide double-stitched seat with breathable nylon cover
- Lightweight strengthened aluminum frame
- Wide large castors fitted in a U-shaped, suitable for indoors and outdoors
- Light touch lock brakes
- Push button height adjustable handles



Code	Description	Overall Width	Overall Length	Overall Height	Seat Width	Seat Depth	Seat Height	Folded Width	Castor Height
WAF750310	Genesis 3 - Red	650mm	790mm	900 - 1020mm	410mm	340mm	550mm	380mm	8"
WAF750280	Genesis 3 - Champagne	650mm	790mm	900 - 1020mm	410mm	340mm	550mm	380mm	8"

NDIS Item Code 05_120606097_0105_1_2 DVA AP12



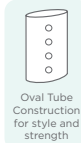
Genesis 3 Extra Wide Walker - BRO209HD

- Folded padded backrest
- Extra wide double-stitched seat with breathable nylon cover
- Lightweight strengthened aluminum frame
- Wide large castors fitted in a U-shaped, suitable for indoors and outdoors
- Light touch lock brakes
- Push button height adjustable handles



Code	Description	Overall Width	Overall Length	Overall Height	Seat Width	Seat Depth	Seat Height	Folded Width	Castor Height	Prod. Wt.
WAF750335	Genesis 3 - Extra Wide	750mm	770mm	900 - 1020mm	480mm	360mm	550mm	380mm	8"	9.9kg

NDIS Item Code 05_120606097_0105_1_2 DVA AP12



Modula Basic Seat Walker - BRO202 - 02

- Seat walker has ergonomic handgrips with light touch lock brakes
- Ridged castors to increase grip and minimise wobbles
- Folded width: 230mm
- Nylon storage bag
- Spill-proof vinyl padded seat
- Height adjustable handles



Code	Description	Overall Width	Overall Length	Overall Height	Seat Width	Seat Depth	Seat Height	Product Weight
WAF750380	Modula Basic - Blue	570mm	690mm	820 - 970mm	360mm	330mm	560mm	8.4kg
WAF750410	Modula Basic - Purple	570mm	690mm	820 - 970mm	360mm	330mm	560mm	8.4kg
WAF750430	Modula Basic - Red	570mm	690mm	820 - 970mm	360mm	330mm	560mm	8.4kg

NDIS Item Code 05_120606097_0105_1_2 DVA AP12



8" Quad Walker - BRO201 - 028

- Seat walker with adjustable seat height with 3 options 500, 540 or 580mm
- Folding walker for easy transport and storage
- Ergonomic Handgrips
- Light touch lock brakes
- Foldable padded backrest
- Nylon storage bag
- Easy to fold without removing storage bag
- Height adjustable handles



Code	Description	Overall Width	Overall Length	Overall Height	Seat Width	Seat Depth	Seat Height	Castor Height	Product Weight
WAF750380	8" Quad Walker	570mm	695 - 780mm	770 - 960mm	360mm	330mm	500 - 580mm	8"	7.8kg

NDIS Item Code 05_120606097_0105_1_2 DVA AP12



Modula Deluxe Seat Walker - BRO202 - 02Y

- Ridged castors to increase grip and minimise wobbles
- Ergonomic handgrips with light touch lock brakes
- Nylon storage bag
- Spill-proof vinyl padded seat
- Height adjustable handles



Code	Description	Overall Width	Overall Length	Overall Height	Seat Width	Seat Depth	Seat Height	Product Weight
WAF750470	Modula Deluxe - Red	620mm	690mm	820 - 940mm	440mm	330mm	550mm	8.4kg
WAF750440	Modula Deluxe - Blue	620mm	690mm	820 - 940mm	440mm	330mm	550mm	8.4kg
WAF750441	Modula Deluxe - Purple	620mm	690mm	820 - 940mm	440mm	330mm	550mm	8.4kg

NDIS Item Code 05_120606097_0105_1_2 DVA AP12



Hybrid Transroller - BRO199

- Multi - use seat walker, rollator, wheelchair
- Light touch brakes
- Comfortable sling back rest (conforms the shape of the user)
- Height adjustable handles
- Woven nylon seat
- Removable shoulder bag
- Large castors suitable for indoor or outdoor use
- Folds for easy transportation
- Double-X frame for additional strength
- Swing away/ removable legrests



Code	Description	Overall Width	Overall Length	Overall Height	Seat Width	Seat Depth	Seat Height	Folded Width	Castor Height	Product Wt.
WAF750340	Hybrid Transroller	640mm	Roll: 710 Stroll: 980mm	860 - 980mm	460mm	310mm	560mm	270mm	8"	9.3kg

NDIS Item Code 05_120606097_0105_1_2 DVA AP12



Mobyflex Folding Seat Walker - BRO200S

- Ultra-compact rollator seat walker for easy transportation
- Padded woven nylon sling backrest
- Breathable woven nylon seat
- Light touch lock brakes (perfect for arthritis sufferers)
- Height adjustable handles
- Removable shoulder bag
- Easy fold front and rear large castors suitable for outdoor use
- Walking stick holder (attachment included)



Code	Description	Overall Width	Overall Length	Overall Height	Seat Width	Seat Depth	Seat Height	Folded Width	Castor Height	Product Wt.
WAF750360	Mobyflex Folding	640mm	690mm	780 - 900mm	460mm	250mm	530mm	270mm	8"	7.6kg

NDIS Item Code 05_120606097_0105_1_2 DVA AP12

Let's Go Out Outdoor Walker



- Lightweight, Stylish Folding X Frame Walker
- Large front and rear wheels for ease of use outdoors
- Easy to use soft touch brakes
- Adjustable handles to suit most user heights
- Large 245mm (9.5") front wheels
- Large 200mm (8") back wheels



Code	Description	Length	Width	Seat Height	Handle Height	Product Weight	Wty
WAF706160	Let's Go Out Outdoor Walker - Beige	640mm	570mm	590mm	780 - 960mm	6.6kg	1 Year
WAF706165	Let's Go Out Outdoor Walker - Black	640mm	570mm	590mm	780 - 960mm	6.6kg	1 Year

NDIS Item Code 05_120606097_0105_1_2 DVA AP12

Let's Go Indoor Walker



- Narrow width and easy to turn excellent for indoor use
- Easy to use brake can be activated with one hand
- Supplied with removable plastic tray and carry bag



Code	Description	Length	Width	Tray Height	Handle Height	Product Weight	Wty
WAF706150	Let's Go Indoor Walker	630mm	540mm	680mm	780 - 960mm	6.5kg	1 Year

NDIS Item Code 05_120606097_0105_1_2 DVA AP12

Airgo 'Fusion' Walker



- Lightweight side-folding rollator and transport chair in one design
- Converts to a transport chair
- Frame locks together when folded
- Padded seat and a full backrest
- Ergonomic handgrips
- Features senior friendly tool-free brake adjustment knob



Code	Description	Length	Width	Seat Height	Handle Height	Product Weight	Wty
WAF707150	Airgo Fusion Walker	720mm	500mm	510mm	760 - 930mm	7.7kg	3 Mths



Walking Frames



Aspire Side Folding Walking Frame



Lightweight aluminium frame



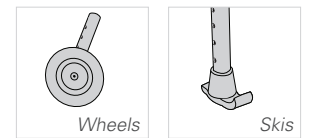
Compact folding for storage and transport



Height adjustable legs



Designed to help a person remain mobile and independent by providing support



Adding wheels converts the walking frame into a wheeled walker while skis enable the back legs to glide smoothly

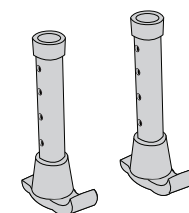


1 YEAR WARRANTY

Code	Description	Overall Height	Overall Width	Overall Depth	Product Weight
WAF710100*	Side Folding Walking Frame	760 - 940mm	530mm	420mm	2.6kg
WAF710100K	Side Folding Walking Frame / Inc. Skis & Wheels	760 - 940mm	530mm	420mm	2.6kg

* NDIS Item Code 05_120606111_0105_1_2 * DVA AP12

Aspire Side Folding Walking Frame Accessories



Walker Skis


*Fits other Walking Frames

- Attach these skis to the rear legs of the walking frame to gently glide over surfaces

Code	Description
WAA686550	Walker Skis

NDIS Item Code 03_120000911_0105_1_1

DVA AP14



Walker Wheels

*Fits Side Walking Frame only

- Allows natural movement for a user, minimising the need to lift the walking frame.

Code	Description
WAA686560	Walker Wheels

NDIS Item Code 03_120000911_0105_1_1

DVA AP14



Quick Fold Walking Frame CWF230-A

- Frame made from aluminium
- Single strong oval tube crossbar
- Height adjustable extension legs
- PVC handgrips
- Easy fold mechanism
- Folds compact for storage and transportation



Code	Description	Overall Width	Overall Length	Overall Height	Folded Width	Optional Castor	Product Weight
WAF752100	Quick Fold Walking Frame	570mm	640 - 780mm	790 - 1000mm	210mm	200mm	6.9kg
WAF752120	Replaceable Rubber Tips						

NDIS Item Code 05_120606111_0105_1_2 DVA AP12



Ultralite Walking Frame CWF233

- Frame made from aluminium
- Ergonomic handgrips
- Easy-fold mechanism
- Height adjustable
- Removable shopping bag
- Folds compact for easy storage and transportation



Code	Description	Overall Width	Overall Length	Overall Height	Folded Width	Product Weight
WAF752140	Ultralite Walking Frame	580mm	470mm	810 - 910mm	100mm	2.3kg
WAF752120	Replaceable Rubber Tips					

NDIS Item Code 05_120606111_0105_1_2 DVA AP12



Dual Handle Walking Frame CWF234

- Frame made from aluminium
- Upper handles used for walking
- Lower handles used to assist standing
- Height adjustable extension legs
- PVC handgrips
- Easy-fold mechanism
- Single strong oval tube crossbar
- Folds compact for easy storage and transportation
- Optional Accessories:
Front Wheels (WAF752170)
Rear Ski Tips (WAF752150)



Code	Description	Overall Width	Overall Length	Overall Height	Folded Width	Product Weight
WAF752090	Dual Handle Walking Frame	580mm	520mm	830 - 1010mm	95mm	2.9kg
WAF752120	Replaceable Rubber Tips					

NDIS Item Code 05_120606111_0105_1_2 DVA AP12



Bariatric Walking Frame RBE804

- PVC handgrips
- Strong steel construction
- Height adjustable extension legs
- Folding mechanism - compact for storage and transportation



Code	Description	Overall Width	Overall Length	Overall Height	Folded Width	Product Weight
WAF752162	Bariatric Walking Frame	740mm	460mm	760 - 1010mm	95mm	3kg

NDIS Item Code 05_120606111_0105_1_2 DVA AP12



Aluminium Folding Walking Frame

- Folds flat for easy transportation and storage
- Lightweight aluminium frame ideal for indoor use
- Height adjustable to suit user requirements
- Supplied with four rubber tips
- Ferrule of 25mm
- Lightweight at only 2kg



Code	Description	Width	Handle Height	Warranty
WAF706700*	A/ Folding Walking Frame - Small	610mm	710 - 787mm	1 Year
WAF706800*	A/ Folding Walking Frame - Medium	610mm	787 - 860mm	1 Year
WAF706900*	A/ Folding Walking Frame - Large	610mm	860 - 935mm	1 Year
WAF706700K	A/ Folding Walking Frame w/ Wheels & Ski's - Small	610mm	710 - 787mm	1 Year
WAF706800K	A/ Folding Walking Frame w/ Wheels & Ski's - Medium	610mm	787 - 860mm	1 Year
WAF706900K	A/ Folding Walking Frame w/ Wheels & Ski's - Large	610mm	860 - 935mm	1 Year

* NDIS Item Code 05_120606111_0105_1_2 DVA AP12

Wheels & Ski's model



Heavy Duty Folding Walking Frame

- Heavy duty frame for durability
- Folds flat for easy transportation and storage
- Extra wide frame width to suit larger users
- Height adjustable to suit user requirements
- Ferrule of 25mm
- Product weight at 8.3kg



Code	Description	Width	Handle Height	Warranty
WAF704745	Heavy Duty Folding Walking Frame	740mm	810 - 990mm	1 Year
WAF704750	Heavy Duty Folding Walking Frame with 2 Front Wheels	740mm	810 - 990mm	1 Year

NDIS Item Code 05_120606111_0105_1_2 DVA AP12

*Fitted with front wheels

Walking Frame Accessories



Wheels



Ski's



Glide

Code	Description
WAA686450	Wheels for Walking Frame (pair)
WAA686540	Two Piece Ski 25.4mm (pair)
WAA686720	Glide - White 25.4mm, Yellow Dot

NDIS Item Code 03_120000911_0105_1_1 DVA AP14

Forearm Walkers & Walking Tutors



Aspire Vogue Forearm Walker w/ Seat



Lockable handbrakes



Smooth height adjustment with autolocate



User comfort
Super-soft wheels and padded forearm surfaces absorb bumps and jolts creating a smooth, comfortable ride



European design and finished in high quality aircraft grade aluminium

Smart posture system
Height, angle and depth adjustable forearm supports achieve optimal centre of gravity for improved balance and weight distribution



Locks when folded
220mm folding width minimises storage space



Rehab focus
Easy to push with a small turning circle



Robust 8" TPE super soft rubber wheels



White



1 YEAR WARRANTY

Code	Description	Overall Height	Overall Length	Overall Width	Folded Width	Seat Depth	Seat Width	Seat Height	Wheel Size	Product Weight	Bag S.W.L
WAF705400	Vogue Forearm Walker w/ Seat - White	1020 - 1270mm	660mm	620mm	225mm	240mm	460mm	620mm	8"	9kg	5kg

NDIS Item Code 05_120606096_0105_1_2 DVA AP12

Forearm Walkers & Walking Tutors

Aspire Heavy Duty Forearm Walker



- Enables users with reduced hand or wrist strength to bear weight through the forearms
- Unique lightweight (5kg) folding design for storage or transportation (300 x 640mm)
- Adjustable handgrips to suit user forearm length
- Light touch brakes
- Height adjustable forearm supports to suit user requirements
- Swivel wheels for manoeuvrability
- Powdercoated aluminium frame
- Skis available as an option instead of rear rubber tips



1 YEAR WARRANTY

Code	Description	Forearm Pad Height	Overall Length	Overall Width	Folded Length	Brake Handle Length	Wheel Size	Product Weight
WAF699200	Heavy Duty Forearm Walker	1010 - 1200mm	790mm	640mm	280mm	450 - 520mm	7.5"	16kg

NDIS Item Code 05_120606111_0105_1_2 DVA AP12

Forearm Walker w/Handbrakes BRO212A-HD



- Swivel adjustable handles
- Light touch brakes
- Heavy duty aluminium oval tube frame
- Large indoor/outdoor castors fitted in a U-shaped fork, with brakes
- Rear frame widened for maximum walking space



Code	Description	Overall Width	Overall Height	Overall Length	Folded Width	Armrest Length	Castor Height	Product Weight	Wty
WAF699120	Forearm Walker	690mm	1135 - 1355mm	860mm	260mm	430 - 530mm	8"	10.6kg	1 Year

WAA687300* Soft Polyurethane Padded Armrests

NDIS Item Code 05_120606111_0105_1_2 * NDIS Item Code 03_120000911_0105_1_1 DVA AP12

Forearm Walker BRO212B-HD



- Swivel adjustable handles
- Heavy duty aluminium oval tube frame
- Large indoor/outdoor castors fitted in a U-shaped fork
- Rear frame widened for maximum walking space
- Rear directional castors



Code	Description	Overall Width	Overall Height	Overall Length	Folded Width	Armrest Length	Castor Height	Product Weight	Wty
WAF699201	Forearm Walker	660mm	1135 - 1355mm	880mm	270mm	360 - 460mm	Front 8" Rear 5"	9.3kg	1 Year

WAA687300* Soft Polyurethane Padded Armrests

NDIS Item Code 05_120606111_0105_1_2 * NDIS Item Code 03_120000911_0105_1_1

Forearm Walker w/Seat BRO213-BHD



- Height adjustable frame
- Heavy duty aluminium oval tube frame
- Rear frame widened for maximum walking space
- Hand brakes
- Rear directional castors
- Nylon Storage Bag
- Soft padded seat
- Angle and swivel adjustable handles



Code	Description	Overall Width	Overall Height	Overall Length	Seat D x W x H	Folded Width	Armrest Length	Castor Height	Product Weight	Wty
WAF699210	Forearm Walker	640mm	930 - 1160mm	770mm	380 x 350 x 500mm	380mm	320 - 410mm	8"	9.2kg	1 Year

WAA687300* Soft Polyurethane Padded Armrests

NDIS Item Code 05_120606111_0105_1_2 * NDIS Item Code 03_120000911_0105_1_1



Viking Forearm Walker BRO214

freedom
HEALTHCARE

- Hydraulic height adjustment with easy adjustment lever
- Angle adjustable soft handgrips
- Clamps for oxygen cylinder holder
- Heavy duty castors
- Strong aluminium tube frame



Code	Description	Overall Width	Overall Length	Overall Height	Wheel Size	Warranty
WAF699130	Viking Forearm Walker	715 - 915mm	780mm	920 - 1350mm	4"	1 Year
GSP650520*	Rear Lockable Castors					

NDIS Item Code 05_120606111_0105_1_2 * NDIS Item Code 03_120000911_0105_1_1 DVA AP12



Titan Forearm Walking Tutor BRO215

freedom
HEALTHCARE

- Handles to assist user move from sitting to standing
- Press button height adjustment
- Rear frame widened for maximum space
- Angle adjustable soft handgrips
- Lockable castors
- Heavy duty aluminium oval tube frame



Code	Description	Overall Width	Overall Length	Overall Height	Wheel Size	Warranty
WAF699215	Titan Forearm Walker	715 - 915mm	780mm	920 - 1350mm	4"	1 Year
GSP650520*	Rear Lockable Castors					
WAA687300*	Soft Polyurethane Padded Armrests					
WAF699216	Accessories Pack includes IV pole, storage bag, oxygen cylinder holder					

NDIS Item Code 05_120606111_0105_1_2 * NDIS Item Code 03_090000911_0103_1_1



Padded Chest Rest



Large Heavy Duty Model

Walking Tutor Forearm Gutter Frame

- Provides assistance for those who have difficulty walking
- Tutors the user into an upright gait
- Folding design for storage or transportation
- Height adjustable forearm supports to suit user requirements
- Adjustable handgrips to suit user forearm length
- Four swivel wheels for manoeuvrability
- Powder coated mild steel construction
- Skis or glides available as an option as well as padded chest rest

Code	Description	Depth	Height of Forearm Support	S.W.L	Warranty	With glides	With Padded Chest Rest
WAF704400*	Walking Tutor - Child	410mm	600 - 790mm	60kg	1 Year	WAF704500	WAF704600*
WAF709200*	Walking Tutor - Junior	495mm	670 - 960mm	80kg	1 Year	WAF709300*	WAF709400*
WAF708900*	Walking Tutor - Adult	515mm	850 - 1350mm	100kg	1 Year	WAF709000*	WAF709100*
WAF709150*	Walking Tutor - Adult Heavy Duty	900mm	850 - 1350mm	175kg	1 Year		

* NDIS Item Code 05_120606111_0105_1_2

Walking Sticks



Folding Walking Stick

- Conveniently snaps open in seconds and folds away into a small bag
- Polished hardwood handle and matte black aluminium stick



Code	Description	Handle Height	Ferrule	Product Weight	Warranty
WAS744700	Folding Walking Stick	787 - 900mm	18mm	400g	1 Year

NDIS Item Code 03_120000911_0105_1_1 DVA AP13



T Handle Walking Stick

- Adjustable height to suit user
- Polished hardwood handle and matte black aluminium stick



Code	Description	Handle Height	Ferrule	Product Weight	Warranty
WAS743600	T Handle W/Stick	715 - 970mm	18mm	365g	1 Year

NDIS Item Code 03_120000911_0105_1_1 DVA AP13



Swan Neck Walking Stick with Strap

- Adjustable height to suit user
- Aluminium stick with unique foam swan handle for maximum comfort and strap for added security

Code	Description	Handle Height	Ferrule	Product Weight	S.W.L	Warranty
WAS743700	Swan Walking Stick with Strap	730 - 985mm	18mm	365g	100kg	1 Year
WAS743800	T Handle Swan Walking Stick Adjustable	710 - 965mm	22mm	550g	127kg	1 Year
WAS744750	Bariatric Walking Stick	737 - 966mm	28mm	400g	225kg	1 Year

NDIS Item Code 03_120000911_0105_1_1 DVA AP13



Quad Canes (Aluminium) DQC245-247



- Ergonomic handles made from durable plastic for a long lifespan.
- Swivel Handles to change to left or right handed
- Strengthened light-weight aluminium frame
- Height Adjustable



Code	Description	Overall Height	Base Length	Base Width	Base Height	Product Weight	Warranty
WAS748321	Small Flat Base Cane	665 - 895mm	210mm	155mm	72mm	0.86kg	1 Year
WAS748320	Pyramid Quad Cane	760 - 960mm	315mm	210mm	265mm	0.8kg	1 Year
WAS748310	Large Flat Base Cane	770 - 980mm	310mm	225mm	75mm	1.05kg	1 Year

NDIS Item Code 03_120000911_0105_1_1 DVA AP13



Foldable Walking Cane EWS256



- Strengthened light-weight aluminium frame
- Replaceable rubber tips
- Wrist Strap
- Folds down for compact transport
- Height Adjustable



Code	Description	Overall Height	Warranty
WAS748240	Foldable Walking Cane - Bronze	800 - 900mm	1 Year
WAS748230	Foldable Walking Cane - Black	800 - 900mm	1 Year

NDIS Item Code 03_120000911_0105_1_1 DVA AP13



Bariatric Quad Cane RBE806



- Ergonomic Handle
- Height Adjustable
- Sturdy steel frame
- Wrist Strap
- Folds down for compact transport
- Four-point base to increase stability
- Replaceable slip resistant rubber tips



Code	Description	Overall Height	Base Length	Base Width	Base Height	Overall Weight	Wty
WAS748290	Small Flat Base Cane	710 - 930mm	240mm	180mm	80mm	1.5kg	1 Year

NDIS Item Code 03_120000911_0105_1_1 DVA AP13



Walking Canes EWS258-269




- Strengthened light-weight aluminium frame
- Height Adjustable
- Replaceable rubber tips



Code	Description	Overall Height	Warranty
WAS748370	Swan Neck Walking Cane - Bronze	770 - 970mm	1 Year
WAS748360	Swan Neck Walking Cane - Black	770 - 970mm	1 Year
WAS748380	Swan Neck Walking Cane - Chrome	770 - 970mm	1 Year
WAS748400	Swan Neck Walking Cane - Dark Floral	770 - 970mm	1 Year
WAS748420	Swan Neck Walking Cane - Tartan	770 - 970mm	1 Year
WAS748410	Swan Neck Walking Cane - Beige Leaves	770 - 970mm	1 Year
WAS748160	Crook Handle Walking Cane - Bronze	770 - 970mm	1 Year
WAS748140	Crook Handle Walking Cane - Black	770 - 970mm	1 Year
WAS748390	Crook Handle Walking Cane - Chrome	770 - 970mm	1 Year
WAS748180	Crook Handle Walking Cane - Dark Floral	770 - 970mm	1 Year
WAS748210	Crook Handle Walking Cane - Tartan	770 - 970mm	1 Year
WAS748190	Crook Handle Walking Cane - Beige Leaves	770 - 970mm	1 Year
WAS748540	T Handle Plastic Walking Cane - Bronze	770 - 970mm	1 Year
WAS748150	T Handle Plastic Walking Cane - Black	770 - 970mm	1 Year
WAS748550	T Handle Plastic Walking Cane - Chrome	770 - 970mm	1 Year
WAS748560	T Handle Plastic Walking Cane - Dark Floral	770 - 970mm	1 Year
WAS748580	T Handle Plastic Walking Cane - Tartan	770 - 970mm	1 Year
WAS748570	T Handle Plastic Walking Cane - Beige Leaves	770 - 970mm	1 Year
WAS748490	T Handle Ergo Plastic Walking Cane - Bronze	770 - 970mm	1 Year
WAS748480	T Handle Ergo Plastic Walking Cane - Black	770 - 970mm	1 Year
WAS748500	T Handle Ergo Plastic Walking Cane - Chrome	770 - 970mm	1 Year
WAS748510	T Handle Ergo Plastic Walking Cane - Dark Floral	770 - 970mm	1 Year
WAS748530	T Handle Ergo Plastic Walking Cane - Tartan	770 - 970mm	1 Year
WAS748520	T Handle Ergo Plastic Walking Cane - Beige Leaves	770 - 970mm	1 Year

NDIS Item Code 03_120000911_0105_1_1 DVA AP13

Style Options:



Bariatric Walking Cane RBE808



- Curved neck places users weight directly over the shaft for stability and safety
- Sturdy reinforced steel
- Replaceable slip resistant rubber tips
- Ergonomic handle
- Wrist wrap
- Push-button for height adjustment



Code	Description	Overall Height	Warranty
WAS748240	Foldable Walking Cane - Bronze	710 - 930mm	1 Year

NDIS Item Code 03_120000911_0105_1_1 DVA AP13



Walking Stick Palmgrip

- Unique, biometrical shaped handle designed to evenly spread pressure across the palm of the hand
- Very useful for those with arthritis or poor grip
- Right and left hand available



Code	Description	Handle Height	Ferrule	Product Weight	Warranty
WAS744300	Walking Stick Palm Right grip	670 - 925mm	18mm	400g	1 Year
WAS744400	Walking Stick Palm Left grip	670 - 925mm	18mm	400g	1 Year

NDIS Item Code 03_120000911_0105_1_1 DVA AP13



Quad Base Walking Stick

- Adjustable height to suit user
- Four point base for extra stability
- Soft foam handgrip



Code	Description	Handle Height	Base Measurement	Ferrule	Product Weight	Warranty
WAS744600	Walking Stick Quad Small Base	1170 - 1630mm	200 x 150mm	12.5mm	600g	1 Year
WAS744500	Walking Stick Quad Large Base	1470 - 1930mm	300 x 200mm	15.6mm	600g	1 Year

NDIS Item Code 03_120000911_0105_1_1 DVA AP13



Pyramid Walking Stick

- Adjustable height to suit user
- Pyramid base for extra stability
- Soft foam handgrip



Code	Description	Handle Height	Base Measurement	Product Weight	Warranty
WAS743900	Walking Stick Pyramid	790 - 990mm	220 x 200mm	800g	1 Year

NDIS Item Code 03_120000911_0105_1_1 DVA AP13



Crook Handle Walking Stick

- Adjustable height to suit user
- Comfortable crook handle covered in foam for comfort



Code	Description	Handle Height	Ferrule	Product Weight	Warranty
WAS744200	Walking Stick Aluminium with Crook Handle	762 - 991mm	18mm	400g	1 Year

NDIS Item Code 03_120000911_0105_1_1 DVA AP13

Crutches



Aspire Underarm Crutches - Wing Nut



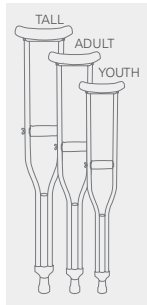
- Easy to use wing-nut height adjustment
- High density rubber cushions and handgrips providing long wear and greater comfort
- Lightweight aluminium frame
- 22mm ferrules



1 YEAR WARRANTY

Code	Description	User Height	Crutch Height
WAC692503	Underarm Crutches - Youth/Small	1370 - 1575mm	940 - 1145mm
WAC692502	Underarm Crutches - Adult/Medium	1575 - 1778mm	1120 - 1320mm
WAC692501	Underarm Crutches - Adult/Tall	1778 - 1980mm	1350 - 1520mm

NDIS Item Code 03_120000911_0105_1_1 DVA AP03



Aspire Underarm Crutch Pad



- Replacement axilla cushioning pads for under arm crutches

Code	Description
WAA686240	Crutch Underarm Pad -grey - Red Dot
WAA686245	Crutch Underarm Pad -grey - Wing Nut
WAA686250	Crutch Underarm Pad -grey - Bariatric

NDIS Item Code 03_120000911_0105_1_1



Aspire Crutch Handgrip



- Replacement cushioned handgrips for under arm crutches

Code	Description
WAA686220	Crutch Handgrip -grey - Red Dot
WAA686225	Crutch Handgrip -grey - Wing Nut
WAA686230	Crutch Handgrip -grey - Bariatric

NDIS Item Code 03_120000911_0105_1_1

Crutches



Underarm Crutches - CWF215



- The Platinum crutch can be adjusted to match the heights of traditional crutch sizes, making it the all rounder crutch
- Soft rubber, replaceable handgrips with quick height adjustment system
- Soft rubber, replaceable arm pads
- Slip resistant rubber feet



Code	Description	Armpit Pad Height	Armpit to Handle	Product Weight	Warranty
WAC692505	Underarm Crutches	950 - 1540mm	230 - 350mm	0.9kg	1 Year



Forearm Crutches Ergonomic




- Ergonomic shaped handle distributes the pressure more evenly across the hand
- Lightweight (715g each) and durable forearm crutches to suit a large range of users
- Cuff provides a secure fitting to the forearm
- Adjustable from cuff to handle and handle to tip
- 22mm ferrules



Code	Description	User Height	Crutch Height	Warranty
WAC691500	Forearm Crutches Ergonomic - Medium	1480 - 1860mm	580 - 835mm	1 Year
WAC691900	Forearm Crutches Ergonomic - Large	1740 - 2040mm	680 - 935mm	1 Year

NDIS Item Code 03_120000911_0105_1_1 DVA AP03



Forearm Crutches



- Lightweight (600g each) and durable forearm crutches to suit a large range of users
- Cuff provides a secure fitting to the forearm
- Adjustable from cuff to handle and handle to tip
- 22mm ferrules



Code	Description	User Height	Crutch Height	Warranty
WAC692000	Forearm Crutches Youth - Small	1230 - 1640mm	530 - 785mm	1 Year
WAC691400	Forearm Crutches Adult - Medium	1480 - 1860mm	635 - 910mm	1 Year
WAC691800	Forearm Crutches Adult - Tall Large	1740 - 2040mm	820 - 1075mm	1 Year

NDIS Item Code 03_120000911_0105_1_1 DVA AP03



Underarm Crutches - Bariatric



- Designed with strength to support the bariatric user
- Spacing is too small compared to the rest of the page
- Lightweight frame weighing 4.7kg
- 22mm ferrule



Code	Description	User Height	Crutch Height	Warranty
WAC688300	Underarm Crutches - Bariatric Adult	1550 - 1750mm	1120 - 1320mm	1 Year
WAC688200	Underarm Crutches - Bariatric Adult Tall	1778 - 1980mm	1320 - 1520mm	1 Year

NDIS Item Code 03_120000911_0105_1_1 DVA AP03



Underarm Crutches - Red Dot



- Patented clip - lock adjustable handle and push button foot pieces for fast, precise measuring and fitting
- 22mm ferrules
- High density rubber cushions and handgrips providing long wear and greater comfort
- Lightweight aluminium frame, child weighing 1.1kg each, and youth - adult tall weighing 1.25kg each



Code	Description	User Height	Crutch Height	Warranty
WAC692300	Underarm Crutches - Child	1220 - 1370mm	787 - 940mm	1 Year
WAC692500*	Underarm Crutches - Youth	1320 - 1570mm	940 - 1140mm	1 Year
WAC692200*	Underarm Crutches - Adult	1550 - 1750mm	1120 - 1320mm	1 Year
WAC692400*	Underarm Crutches - Adult Tall	1780 - 1980mm	1320 - 1520mm	1 Year

NDIS Item Code 03_120000911_0105_1_1 * DVA AP03



Forearm Crutches (Custom)



- Reinforced aluminium construction (800g each) designed for users with long term needs
- Absence of adjustment holes makes the crutch "silent" in use
- 22mm ferrules
- Supplied in one standard length and may be cut to the required length
- Please specify handle to floor height at time of order



Code	Description	Cuff to Handle	Handle to Floor	Warranty
WAC688400	Forearm Crutches Custom	229mm	(Custom)	1 Year

NDIS Item Code 03_120000911_0105_1_1



Kids Forearm Crutches



- Just for kids
- These light weight yellow forearm crutches are height adjustable



Code	Description	Handle Height	Ferrule	Warranty
WAC691700	Crutches Forearm Child 4 - 7 years	406 - 559mm	18mm	1 Year
WAC691600	Crutches Forearm Child 6 - 10 years	457 - 656mm	18mm	1 Year

NDIS Item Code 03_120000911_0105_1_1



Gutter Crutches



- Ideal for those with limited hand or wrist strength
- Lightweight tubular aluminium stem and padded vinyl covered gutter for maximum comfort
- Designed for users with arthritis or an impaired grip
- Forearm trough distributes a user's weight over a large support area
- Adjustable telescopic handle rotates through 360° and locks to suit individual forearm length



Code	Description	Gutter Height	Ferrule	Product Weight	Warranty
WAC694200	Gutter Crutches	980 - 1235mm	25mm	950g (each)	1 Year

NDIS Item Code 03_120000911_0105_1_1 DVA AP03

General Accessories



Ferrules/Rubber Tips

- High quality rubber ferrule tips suitable for use with walking frames, crutches, walking sticks and quad sticks

Code	Description
WAA686280	Rubber Ferrule 13mm, Black
WAA686290	Rubber Ferrule 16mm, Black
WAA686300	Rubber Ferrule 16mm, grey
WAA686310	Rubber Ferrule 18mm, grey
WAA686332	Rubber Ferrule 18mm, Black
WAA686320	Rubber Ferrule 22mm, grey
WAA686330	Rubber Ferrule 25mm, grey

NDIS Item Code 03_120000911_0105_1_1 DVA AP14



Glides

- Alternative to the rubber stoppers commonly used on the rear legs of aluminium folding walking frames
- Helps the frame to slide easily indoors
- Sold as each

Code	Description
WAA686690	Glide White 19mm, Black Dot
WAA686700	Glide White 22.2mm, green Dot
WAA686710*	Glide White 25mm, Red Dot
WAA686720	Glide White 25.4mm, Yellow Dot
WAA686730	Glide White 28.6mm, Blue Dot

NDIS Item Code 03_120000911_0105_1_1 * DVA AP21



Skis

- Alternative to the rubber stoppers commonly used on the rear legs of rollator-style walking frames
- Helps the frame to slide easily indoors, easily attached

Code	Description
WAA686530	Two Piece Ski 22.2mm (pair)
WAA686540	Two Piece Ski 25.4mm (pair)
WAA686550	Two Piece Ski 28.6mm (pair)

NDIS Item Code 03_120000911_0105_1_1 DVA AP14



MiniQuad Walking Stick

- The MiniQuad cane tip offers an intermediary cane tip that provides the stability benefits of a quad base in a size comparable to a cane tip.
- MiniQuad Cane Tip: 54% lighter and 80% more compact than a large base quad cane.

Code	Description
WAA686425	Airgo Mini Quad Tip Ferrule - for 18mm Walking Stick

NDIS Item Code 03_120000911_0105_1_1



Walking Stick Holder

- Suits Aspire Classic and Deluxe Seat Walkers
- Top mount clamp to securely hold the walking stick in place

Code	Description
WAA686924	Walking Stick Holder - Long

NDIS Item Code 03_120000911_0105_1_1



Wheels

- These light weight front castor wheels are designed to suit the aluminium walking frame and aluminium walking frame folding

Code	Description
WAA686550	Walking Frame Wheels (pair)

NDIS Item Code 03_120000911_0105_1_1 DVA AP14

Mobility Wheelchairs & Accessories

- 332 Aspire Manual Wheelchairs
- 339 Aspire Wheelchair Accessories
- 343 Other Manual Wheelchairs
- 348 Standard Power Wheelchairs
- 353 Complex Wheelchairs
- 365 Power-Assist Systems
- 368 Wheelchair Backrests
- 380 General Wheelchair Accessories



Aspire Manual Wheelchairs



Aspire Evoke 2 Wheelchair

Highly adjustable, lightweight, folding aluminium wheelchair with extensive accessory options enables a personalised fit for every user.



Seat and backrest height adjustable

Height adjustable back canes 17" – 19"

Customisable backrest

Seat depth adjustable

Quick release 24" solid rear wheels

Height and angle adjustable front castors 8"



Optional contoured padded overlay



Swing-back armrests
(Height and depth adjustable option available)

Swing away and removable legrests

Height and angle adjustable footrests



1 YEAR WARRANTY Components

2 YEAR WARRANTY Frame

Code	Description	Seat Width	Overall Width	Seat Depth	Seat Height	Backrest Height	Armrest Height	Min. Chair Weight	S.W.L
MWS449500	Evoke 2 – 350mm (14")	350mm (14")	560mm	400 – 475mm	440 – 480mm	430 – 490mm	205 – 225mm	From 14.8kg	150kg
MWS449510	Evoke 2 – 400mm (16")	400mm (16")	610mm	400 – 475mm	440 – 480mm	430 – 490mm	205 – 225mm	From 14.9kg	150kg
MWS449520	Evoke 2 – 450mm (18")	450mm (18")	660mm	400 – 475mm	440 – 480mm	430 – 490mm	205 – 225mm	From 15.0kg	150kg
MWS449530	Evoke 2 – 500mm (20")	500mm (20")	710mm	400 – 475mm	440 – 480mm	430 – 490mm	205 – 225mm	From 15.1kg	150kg
MWS449540	Evoke 2 (HD) – 570mm (22")	570mm (22")	780mm	400 – 475mm	440 – 480mm	430 – 490mm	205 – 225mm	From 16.0kg	190kg
MWS449550	Evoke 2 (HD) – 610mm (24")	610mm (24")	820mm	400 – 475mm	440 – 480mm	430 – 490mm	205 – 225mm	From 16.2kg	190kg

DVA AP17

Aspire Manual Wheelchairs

Aspire Evoke 2 JNR Wheelchair

All the adjustable features of the Evoke 2, reduced in size to suit the unique needs of children.



Folding lightweight design

Customisable backrest

Height adjustable and removable armrests

Easy access push-to-lock brakes

Seat and backrest height adjustable

Quick release 20" solid rear wheels

Seat depth adjustable

Height and angle adjustable 8" castors



1 YEAR WARRANTY Components

2 YEAR WARRANTY Frame

Code	Description	Seat Width	Overall Width	Seat Depth	Seat Height	Backrest Height	Armrest Height	Min. Chair Weight
MWS449560	Evoke 2 JNR	300mm (12")	510mm	300 – 375mm	360 – 410mm	430 – 490mm	205 – 225mm	14kg

NDIS Item Code 05_122203107_0105_1_2

Aspire Dash Wheelchair

Super lightweight easy folding transport wheelchairs with attendant and self propelled options are ideal for getting out and about.



Attendant operated hand brakes with parking lock

Integrated padded overlay for improved seating and comfort
Comes in green and orange

Lightweight Frame Design
Easy to lift in and out of the car, ideal for carers

Curved seat design improves user comfort

Foldable backrest and frame for convenient storage and transportation



Attendant propelled model in green



Self propelled model in orange



1 YEAR WARRANTY Components

2 YEAR WARRANTY Frame

Code	Description	Seat Width	Overall Width	Seat Depth	Seat Height	Backrest Height	Armrest Height	Rear Wheel	Min. Chair Weight
MWS449850	Dash – Att. Propelled – Orange	450mm	655mm	420mm	445-495mm	430mm	200mm	13"	7.4kg
MWS449855	Dash – Att. Propelled – Green	450mm	655mm	420mm	445-495mm	430mm	200mm	13"	7.4kg
MWS449860	Dash – Self Propelled – Orange	450mm	685mm	420mm	445-495mm	430mm	200mm	22"	8.8kg
MWS449865	Dash – Self Propelled – Green	450mm	685mm	420mm	445-495mm	430mm	200mm	22"	8.8kg

Aspire Socialite Wheelchair

Stylish European designed transport wheelchair is super lightweight and perfect for short trips and outings.

Foldable backrest and frame for convenient storage and transportation

Super lightweight, under 9kg

Sporty rear spoked wheels



Comes in silver and red



Integrated padded overlay for improved seating comfort

Desk height armrests, improving social interaction

Removable swing away legrests



Folding aluminium frame



1 YEAR WARRANTY Components

2 YEAR WARRANTY Frame

Code	Description	Seat Width	Overall Width	Seat Depth	Seat Height	Backrest Height	Armrest Height	Min. Chair Weight
MWS449800	Socialite Att. Propelled – Silver	450mm	595mm	405mm	440-500mm	410mm	200mm	8.1kg
MWS449810	Socialite Att. Propelled – Red	450mm	595mm	405mm	440-500mm	410mm	200mm	8.1kg

Aspire Assist 2 Wheelchair

Versatile and robust self-propelling wheelchair designed to meet the rigorous demands of Community, Hire, Hospital and Aged Care environments.

Folding steel frame

Optional contoured padded overlay



Quick release solid 24" rear wheels



Height adjustable, 8" castors

Height adjustable footrest



Dacron fire retardant fabric

Swing-back removable armrests

Push-to-lock brakes

Removable swing away legrests

(elevating / articulating optional accessory)



1 YEAR WARRANTY Components

2 YEAR WARRANTY Frame

Code	Description	Seat Width	Overall Width	Seat Depth	Seat Height	Backrest Height	Armrest Height	Min. Chair Weight
MWS449300	Assist 2 – 350mm (14")	350mm (14")	570mm	400mm	460 – 500mm	440mm	210mm	17.3kg
MWS449310	Assist 2 – 400mm (16")	400mm (16")	620mm	400mm	460 – 500mm	440mm	210mm	17.5kg
MWS449320	Assist 2 – 450mm (18")	450mm (18")	670mm	400mm	460 – 500mm	440mm	210mm	17.7kg
MWS449330	Assist 2 – 500mm (20")	500mm (20")	720mm	400mm	460 – 500mm	440mm	210mm	17.9kg

DVA AP17

Aspire Assist 2 WARD Wheelchair

Robust self-propelling wheelchair with durable hospital grade vinyl, suitable for infection control in the hospital & clinic environment.

Swing-back removable armrests

Folding steel frame



Push-to-lock brakes

Quick release solid 24" rear wheels and height adjustable 8" castors



SECURITY MODIFICATION:
Simple frame fix to stop chair being folded
(Available as option on request)

Code	Description	Seat Width	Overall Width	Seat Depth	Seat Height	Backrest Height	Armrest Height	Min. Chair Weight	S.W.L
MWS449340	Assist 2 WARD – 350mm (14")	350mm (14")	570mm	400mm	460 – 500mm	440mm	210mm	17.4kg	140kg
MWS449350	Assist 2 WARD – 400mm (16")	400mm (16")	620mm	400mm	460 – 500mm	440mm	210mm	17.6kg	140kg
MWS449360	Assist 2 WARD – 450mm (18")	450mm (18")	670mm	400mm	460 – 500mm	440mm	210mm	17.8kg	140kg
MWS449370	Assist 2 WARD – 500mm (20")	500mm (20")	720mm	400mm	460 – 500mm	440mm	210mm	18kg	140kg
MWS449380	Assist 2 WARD (HD) – 570mm (22")	570mm (22")	790mm	400mm	460 – 500mm	440mm	210mm	18.9kg	180kg
MWS449390	Assist 2 WARD (HD) – 610mm (24")	610mm (24")	830mm	400mm	460 – 500mm	440mm	210mm	19.2kg	180kg

DVA AP17

Aspire Transit 2 Wheelchair

Versatile and robust transport wheelchair that is propelled by an attendant or carer. Reliable and comfortable solution for Community, Hospital and Aged Care environments.

Folding steel frame

Padded nylon upholstery

Optional contoured padded overlay



Quick release solid 12" rear wheels and height adjustable 8" castors



Fully welded vinyl, infection control compliant



Removable swing away legrests

(elevating / articulating optional accessory)



Height adjustable footrest

1 YEAR WARRANTY Components

2 YEAR WARRANTY Frame

Code	Description	Seat Width	Overall Width	Seat Depth	Seat Height	Backrest Height	Armrest Height	Min. Chair Weight
MWS449410	Transit 2 – 400mm (16")	400mm (16")	540mm	400mm	460 – 500mm	440mm	210mm	16.4kg
MWS449420	Transit 2 – 450mm (18")	450mm (18")	590mm	400mm	460 – 500mm	440mm	210mm	16.6kg
MWS449430	Transit 2 – 500mm (20")	500mm (20")	640mm	400mm	460 – 500mm	440mm	210mm	16.8kg

DVA AP17

Aspire Rehab RX Wheelchair High Level Rehabilitation

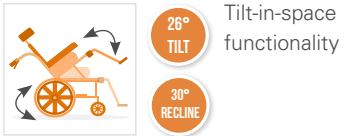
Highly configurable and geared towards the rehabilitation environment, inclusive of pressure care cushioning surfaces, the REHAB RX is designed for users with more complex needs.



What sets the Aspire RX Apart?

- Advanced articulating legrests
- Increased contouring on the backrest to encourage midline sitting
- Adductor and abductor build up on the cushion for optimal lower limb positioning

Removable, height and depth adjustable armrest



Quick release, height and depth adjustable solid 24" rear wheels and height adjustable 6" castors


Height and angle adjustable footrest



Height, depth, angle and width adjustable removable headrest

Attendant operated drum brakes and push-to-lock handbrakes

Depth adjustable seat, height and depth adjustable backrest



Swing-away, removable, padded and elevating articulating legrest



1 YEAR WARRANTY Components

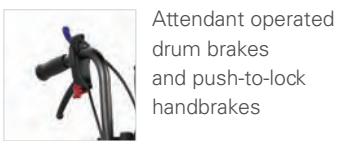
2 YEAR WARRANTY Frame

Code	Description	Seat Width	Overall Width	Seat Depth	Seat Height	Backrest Height	Armrest Height	Min. Chair Weight
MWS449710	Rehab RX - 410 - 460mm (16 - 18")	410 - 460mm (16" - 18")	690mm	440 - 530mm	Front = 410 - 440mm Rear = 400 - 475mm	460 - 710mm	310 - 460mm	41kg
MWS449720	Rehab RX - 460 - 510mm (18 - 20")	460 - 510mm (18" - 20")	740mm	440 - 530mm	Front = 410 - 440mm Rear = 400 - 475mm	460 - 710mm	310 - 460mm	43kg
MWS449740	Rehab RX - 510 - 560mm (20 - 22")	510 - 560mm (20" - 22")	790mm	470 - 560mm	Front = 410 - 440mm Rear = 400 - 475mm	460 - 710mm	310 - 460mm	47.2kg

DVA AP19

Aspire Rehab RX JNR Wheelchair

Designed for advanced postural support and pressure care for children via easy repositioning and advance adjustability.



Removable, height and depth adjustable armrest



Quick release, height and depth adjustable solid 20" rear wheels and height adjustable 6" castors

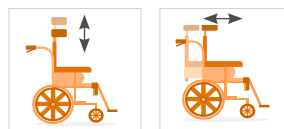
Height and angle adjustable footrest



Height, depth, angle and width adjustable removable headrest

Attendant operated drum brakes and push-to-lock handbrakes

Depth adjustable seat, height and depth adjustable backrest



Swing-away, removable, padded and elevating articulating legrest



1 YEAR WARRANTY Components

2 YEAR WARRANTY Frame

Code	Description	Seat Width	Overall Width	Seat Depth	Seat Height	Backrest Height	Armrest Height	Min. Chair Weight
MWS449630	Rehab RX JNR	320 - 370mm (13" - 15")	600mm	440 - 490mm	Front = 410 - 440mm Rear = 400 - 475mm	460 - 710mm	310 - 460mm	39.5kg

Aspire MetroX Folding Wheelchair - Self Propelled

Nimble and compact folding community oriented wheelchair in vibrant orange to stand out from the crowd.



Folding aluminium frame

Flip-up armrests improve access to tables and work surfaces



Premium 20" rear mag wheels with push rims

Folded dimensions: 750 x 310 x 670mm



Code	Description	Overall Length	Overall Width	Overall Height	Seat Depth	Seat Width	Seat Height	Backrest Height	Armrest Height	Product Weight
MWS442370	MetroX Folding Wheelchair - Self Propelled	930mm	650mm	910mm	400mm	450mm	450mm	470mm	220mm	13kg



Integrated backrest pouch for stowing small items neatly



Generous cushioning provide enhanced seating comfort

Push rims and user operated brakes

Easy and personalised legrest height adjustment



1 YEAR WARRANTY Components

2 YEAR WARRANTY Frame

Aspire Metro Folding Wheelchair

Nimble, compact and easily portable community oriented wheelchair.



Folding aluminium frame

Equipped with attendant handbrakes for enhanced safety

Flip-up armrests improve access to tables and work surfaces

14" Rear transit wheels for improved ride comfort on uneven terrain (Attendant Propelled)

Classic 20" rear wheels with push rims (Self Propelled)



Code	Description	Overall Length	Overall Width	Overall Height	Seat Depth	Seat Width	Seat Height	Backrest Height	Armrest Height	Product Weight
MWS442350	Metro Folding Wheelchair - Attendant Propelled	930mm	600mm	910mm	400mm	450mm	450mm	470mm	220mm	12kg
MWS442360	Metro Folding Wheelchair - Self Propelled	930mm	650mm	910mm	400mm	450mm	450mm	470mm	220mm	13kg



Integrated backrest pouch for stowing small items neatly



Generous cushioning provide enhanced seating comfort

Easy and personalised legrest height adjustment

Folded dimensions: 750 x 310 x 670mm



1 YEAR WARRANTY Components

2 YEAR WARRANTY Frame

Aspire Lite Transit Wheelchair



Ultra-lightweight versatile transit wheelchair with for the occasional user. Attendant propelled with attendant brakes.

- Folding frame – for easy storage and transport. Weighs just 11.5kg.
- Ergonomic handles – provides comfort for the caregiver.
- Push button, height adjustable arm rests – ideal for weak or arthritic hands.
- Swing away, flip up foot plates – this facilitates user transfers.
- 12" rear wheels – with easy to access brakes, for improved riding over outdoor terrain.



Folded Position



1 YEAR WARRANTY Components

2 YEAR WARRANTY Frame

Code	Description	Seat Width	Overall Width	Seat Depth	Seat Height	Backrest Height	Armrest Height	Min. Chair Weight
MWS442301	Lite Transit	460mm (18")	600mm	400mm	460mm	465mm	235mm	11.6kg

DVA AP17



Aspire Wheelchair Accessories



Aspire Lite Wheelchair



Ultra-lightweight transport wheelchair is easily folded and stowed with the caregiver in mind.

- Folding frame – for easy storage and transport. Weighs just 9.5kg.
- Ergonomic handles – provides comfort for the caregiver.
- Push button, height adjustable arm rests – ideal for weak or arthritic hands.
- Swing away, flip up foot plates – this facilitates user transfers.
- Rear wheel locks – for stability and security.



Folded Position



1 YEAR WARRANTY Components

2 YEAR WARRANTY Frame

Code	Description	Seat Width	Overall Width	Seat Depth	Seat Height	Backrest Height	Armrest Height	Min. Chair Weight
MWS442300	Lite	460mm (18")	550mm	400mm	460mm	465mm	235mm	9.5kg

DVA AP17



Aspire Contoured Padded Overlay



- Offers the user increased comfort and is ideal for those who are in their wheelchair for longer periods of time
- Suits Aspire wheelchairs as well as many other brands within the market

Code	Description
WCA848330	350mm
WCA848340*	400mm
WCA848350*	450mm
WCA848360*	500mm
WCA848370*	570mm
WCA848380*	610mm



Look out for this icon on compatible Wheelchairs!

DVA AP14



Aspire Drum Brake Kit

- This upgrade kit can be retrofitted to the Evoke 2, Evoke Jnr, Rehab RX, Rehab RX Jnr and the Rehab RS providing the attendant with more control on sloped surfaces

Code	Description
WCA848500	Rear Wheels w/Drum Brakes Kit – 24in
WCA848510	Rear Wheels w/Drum Brakes Kit – 16in
WCA848520	Rear Wheels w/Drum Brakes Kit – 20in



DVA AP14

Aspire Echo Wheelchair



- Folding lightweight aluminium design
- Swing-back armrests
- Swing away and removable legrests
- Height and angle adjustable footrests
- Height and angle adjustable 8" front castors
- Quick release 24" solid rear wheels
- Adjustable seat depth
- Height adjustable back canes 18" – 22"
- Seat and backrest height adjustable



1 YEAR WARRANTY Components

2 YEAR WARRANTY Frame

Code	Description	Seat Width	Overall Width	Seat Depth	Seat Height	Backrest Height	Armrest Height	Min. Chair Weight
MWS449570	Echo Wheelchair – 400mm (16")	400mm (16")	610mm	400 – 450mm	475 – 525mm	410 – 500mm	215 – 245mm	13kg
MWS449575	Echo Wheelchair – 450mm (18")	450mm (18")	660mm	400 – 450mm	475 – 525mm	410 – 500mm	215 – 245mm	13kg
MWS449580	Echo Wheelchair – 500mm (20")	500mm (20")	710mm	400 – 450mm	475 – 525mm	410 – 500mm	215 – 245mm	13kg



Aspire Gutter Armrests



- Provides extra support for users with weak or unsupported arms

Code	Description
WCA848410	Gutter Armrest Pad – Left
WCA848420	Gutter Armrest Pad – Right

DVA AP14

Aspire Brake Extension Levers



- Extends brake lever for user accessibility

Code	Description
WCA848310	Extension Lever – Left
WCA848320	Extension Lever – Right

DVA AP14

Aspire Safety Lap Belt



- Suitable for supporting users with low tone or weakness
- Metal push button for secure fit

Code	Description
WCA848300	Metal Seatbelt Buckle

DVA AP14

Aspire Camber Kit



- Tilts the rear wheels to improve lateral stability

Code	Description
WCA848490	Camber Kit

Aspire Elevating Legrest

- Elevating padded legrests for improved user comfort

Code	Description
WCA848100	Left – 300/320/350/400/410mm
WCA848110	Right – 300/320/350/400/410mm
WCA848120	Left – 450/460/500/510mm
WCA848130	Right – 450/460/500/510mm
WCA848140	Left – 570/610mm
WCA848150	Right – 570/610mm

DVA AP14

Aspire Lateral Chest Support

- Facilitates postural positioning

Code	Description
WCA848430	Lateral Chest Support – Left
WCA848430	Lateral Chest Support – Right
WCA848450	Rehab RX TIS Lateral Support – Left
WCA848460	Rehab RX TIS Lateral Support – Right

Aspire Base Frame Extension Kits

- Extends stump support to cater for taller users

Code	Description
WCA848530	50mm – Black
WCA848540	100mm – Black

Aspire Depth & Height Adjustable Armrests

- Provides multiple support positions for users arms

Code	Description
WCA848390	Adjustable Armrest – Left
WCA848400	Adjustable Armrest – Right

DVA AP14

Aspire Stump Support

- For Amputee Support

Code	Description
WCA848220*	Left – 300/320/350/400/450mm
WCA848230*	Right – 300/320/350/400/450mm
WCA848240*	Left – 500/550/570/610mm
WCA848250*	Right – 500/550/570/610mm
WCA848260	Extension Bracket

DVA AP14

Aspire Tool-free Adjustment Kit

- Allows for easy adjustment of a wheelchair

Code	Description
WCA848550	Tool-Free Adjustment Kit

Aspire Oxygen Bottle Holder

- Holds oxygen bottle in place
- Designed to hold C size bottles

Code	Description
WCA848290	Oxygen Bottle Holder

DVA AP14

Aspire Extended Back Canes

- Extends back canes up-to 50mm to facilitate easy movement for taller carers

Code	Description
WCA848470	Extended Back Cane – Pair – 19/21in

Aspire Meal Tray

- Provides a sturdy surface during meal time

Code	Description
WCA848560	Meal Tray – 320mm to 410mm
WCA848570	Meal Tray – 460mm to 510mm

DVA AP14

Aspire IV Pole

- Facilitates intravenous infusion

Code	Description
WCA848280	IV Pole

DVA AP14

Aspire Oxygen Bottle Bag

- Holds oxygen bottle in place
- Designed to hold C size bottles

Code	Description
WAA695600	Oxygen Bottle Bag

NDIS Item Code 03_120000911_0105_1_1
DVA AP14

Aspire Calf Strap

- Provides extra support for users calves

Code	Description
WCA848580	Calf Strap

DVA AP14

Aspire Deluxe Headrest

- Angle adjustable head support
- Promotes user posture and comfort

Code	Description
WCA848480	Headrest Assembly – Deluxe Style

DVA AP14

Aspire Anti-tip Bars

- Ensures chair does not tilt over when traveling across inclines and uneven surfaces

Code	Description
WCA848270	Anti-Tip Bars

DVA AP14

Aspire Stroller Handle

- Angle adjustable handle
- Allows greater ease of use for carer

Code	Description
WCA848590	Stroller Handle

Aspire Accessory Compatibility Matrix

CODE	DESCRIPTION	SUITS					
		Evoked 2	Evoked 2 JNR	Rehab RX JNR	Rehab RX	Assist 2	Transit 2
ELEVATING LEGRESTS							
WCA848100*	Elevating Legrest – Left – 300/320/350/400/410mm	●	●	○	○	●	●
WCA848110*	Elevating Legrest – Right – 300/320/350/400/410mm	●	●	○	○	●	●
WCA848120*	Elevating Legrest – Left – 450/460/500/510mm	●			○	●	●
WCA848130*	Elevating Legrest – Right – 450/460/500/510mm	●			○	●	●
WCA848140*	Elevating Legrest – Left – 570/610mm	●				●	
WCA848150*	Elevating Legrest – Right – 570/610mm	●				●	
STUMP SUPPORTS							
WCA848220*	Stump Support – Left – Silver – 300/320/350/400/450mm	●	●	●	●	●	●
WCA848230*	Stump Support – Right – Silver – 300/320/350/400/450mm	●	●	●	●	●	●
WCA848240*	Stump Support – Left – Silver – 500/550/570/610mm	●			●	●	●
WCA848250*	Stump Support – Right – Silver – 500/550/570/610mm	●			●	●	●
WCA848260	Stump Support – Extension Bracket – Silver	●	●			●	●
OXYGEN BOTTLE HOLDERS							
WCA848290*	Oxygen Bottle Holder	●	●			●	●
WAA695600**	Oxygen Bottle Bag			●	●		
BRAKE EXTENSIONS							
WCA848310*	Brake Extension Lever – Left	●	●			●	●
WCA848320*	Brake Extension Lever – Right	●	●			●	●

○ – Standard Feature Included

* **NDIS Item Code** 03_120000911_0105_1_1

DVA AP14

Aspire Accessory Compatibility Matrix

CODE	DESCRIPTION	SUITS					
		Evoke 2	Evoke 2 JNR	Rehab RX JNR	Rehab RX	Assist 2	Transit 2
LATERAL SUPPORTS							
WCA848430	Lateral Chest Support – Left	●	●				
WCA848440	Lateral Chest Support – Right	●	●				
WCA848450	Lateral Chest Support – Left				●		
WCA848460	Lateral Chest Support – Right				●		
CONTOURED PADDED OVERLAYS							
WCA848325	Contoured Padded Overlay – 300mm Wide		●				
WCA848330	Contoured Padded Overlay – 350mm Wide	●				●	
WCA848340*	Contoured Padded Overlay – 400mm Wide	●				●	●
WCA848350*	Contoured Padded Overlay – 450mm Wide	●				●	●
WCA848360*	Contoured Padded Overlay – 500mm Wide	●				●	●
WCA848370*	Contoured Padded Overlay – 570mm Wide	●				●	
WCA848380*	Contoured Padded Overlay – 610mm Wide	●				●	
DEPTH & HEIGHT ADJUSTABLE ARMRESTS							
WCA848390*	Depth and Height Adjustable Armrest – Left	●					
WCA848400*	Depth and Height Adjustable Armrest – Right	●					
GUTTER ARMRESTS *							
WCA848410*	Gutter Armrest Pad – Left	●					
WCA848420*	Gutter Armrest Pad – Right	●					
DRUM BRAKES							
WCA848510*	Rear Wheels w/Drum Brakes Kit – 16in		●	●	●		
WCA848520*	Rear Wheels w/Drum Brakes Kit – 20in		●	○	●		
WCA848500*	Rear Wheels w/Drum Brakes Kit – 24in	●			○		
DEPTH EXTENSIONS							
WCA848530	Base Frame Extension Kit – 50mm – Black				●		
WCA848540	Base Frame Extension Kit – 100mm – Black				●		
OTHER							
WCA848550	Therapist-Friendly Tool-Free Adjustment Kit			●	●		
WCA848560*	Meal Tray – 320mm to 410mm			●	●		
WCA848570*	Meal Tray – 460mm to 510mm			●	●		
WCA848270*	Anti-Tip Bars	●	●	○	○	●	●
WCA848280*	IV Pole	●	●	●	●	●	●
WCA848300*	Safety Lap Belt – Metal Seatbelt Buckle	●	●	●	●	●	●
WCA848470	Extended Back Cane – Pair – 19/21in	●	●				
WCA848481	Headrest Assembly – 500mm, 570mm and 610mm	●					
WCA848480*	Headrest Assembly – Deluxe Style	●	●				
WCA848580*	Calf Strap	●	●	●	●	●	●
WCA848490	Camber Kit	●	●				
AAL848590	Security Mod – ASSIST 2 WARD Only					●	
WCA848590	Stroller Handle			●	●		

○ – Standard Feature Included *Note: Side transfers not possible when gutter armrests are attached

* DVA AP14

Other Manual Wheelchairs

Breezy Basix 2

- Folding lightweight chair
- Available in self-propelled or transit
- Adjustable push handle height (+/- 3")
- Available with folding backrest
- Tension adjustable upholstery on backrest
- Swing away legrests as standard
- Drum brake option available (16, 18 and 20")
- 41– 46cm adjustable seat depth
- Castor angle adjustment 0, 3 and 6 degrees
- Product weight from 14.9kg
- Crash tested
- Limited Lifetime Warranty



S.W.L
125KG

Code	Description	Colour	Backrest Height	Seat Depth	Seat to Floor Height	Seat Width	Product Weight
MWS449091	Basix 2 – 14" with 24" Solids	Red	410 – 460mm	400 – 450mm	455 – 510mm	350mm	14.9kg
MWS449097	Basix 2 – 20" with 24" Solids	Red	410 – 460mm	400 – 450mm	455 – 510mm	520mm	14.9kg
MWS449108	Basix 2 – 16" with 24" Solids	Red	410 – 460mm	400 – 450mm	455 – 510mm	400mm	14.9kg
MWS449114	Basix 2 – 18" with 24" Solids	Red	410 – 460mm	400 – 450mm	455 – 510mm	460mm	14.9kg
MWS449106*	Basix 2 – 16" with 24" Pneumatics	Silver	410 – 460mm	400 – 450mm	455 – 510mm	400mm	14.9kg
MWS449113*	Basix 2 – 18" with 24" Pneumatics	Silver	410 – 460mm	400 – 450mm	455 – 510mm	460mm	14.9kg
MWS449115	Basix 2 – 18" with 24" Pneumatics	Red	410 – 460mm	400 – 450mm	455 – 510mm	460mm	14.9kg

* DVA AP17

Code	Description	Colour	Backrest Height	Seat Depth	Seat to Floor Height	Seat Width
MWS449120*	Basix 2 – 20" with 24" Pneumatics	Silver	410 – 460mm	400 – 450mm	455 – 510mm	520mm
MWS449093	Basix 2 – 16" with 24" Solids – Height Adjustable Armrest	Silver	410 – 460mm	400 – 450mm	455 – 510mm	400mm
MWS449095	Basix 2 – 18" with 24" Solids – Height Adjustable Armrest	Silver	410 – 460mm	400 – 450mm	455 – 510mm	460mm
MWS449099	Basix 2 – 20" with 24" Solids – Height Adjustable Armrest	Silver	410 – 460mm	400 – 450mm	455 – 510mm	520mm
MWS449110*	Basix 2 – 16" with 24" Solids with Rear Wheels & Folding Backrest	Silver	410 – 460mm	400 – 450mm	455 – 510mm	400mm
MWS449117*	Basix 2 – 18" with 24" Solids with Rear Wheels & Folding Backrest	Silver	410 – 460mm	400 – 450mm	455 – 510mm	460mm
MWS449122*	Basix 2 – 20" with 24" Solids with Rear Wheels & Folding Backrest	Silver	410 – 460mm	400 – 450mm	455 – 510mm	520mm
MWS449112	Basix 2 – 18" with 24" Solids with Drum Brake	Silver	410 – 460mm	400 – 450mm	455 – 510mm	460mm
MWS449119	Basix 2 – 20" with 24" Solids with Drum Brake	Silver	410 – 460mm	400 – 450mm	455 – 510mm	520mm
MWS449104	Basix 2 – 14" with 12" Transit Wheels with Folding Backrest	Silver	410 – 460mm	400 – 450mm	455 – 510mm	360mm
MWS449111	Basix 2 – 16" with 12" Transit Wheels with Folding Backrest	Silver	410 – 460mm	400 – 450mm	455 – 510mm	400mm
MWS449118	Basix 2 – 18" with 12" Transit Wheels with Folding Backrest	Silver	410 – 460mm	400 – 450mm	455 – 510mm	460mm
MWS449123	Basix 2 – 20" with 12" Transit Wheels with Folding Backrest	Silver	410 – 460mm	400 – 450mm	455 – 510mm	520mm
WCA858014**	Stump Support for Basix – Left					
WCA858015**	Stump Support for Basix – Right					
WCA858012	Crutch Holder for Breezy Basix					
WCA858016	Elevating Leg-Rests for Breezy Basix					
WCA858020	Tray table for 16" Breezy Basix					
WCA858021	Tray table for 18" Breezy Basix					
WCA858022	Tray table for 20" Breezy Basix					

DVA *AP17 **AP14



Breezy Rubix 2 XL Manual

- Folding lightweight bariatric wheelchair
- Adjustable seat depth 460 – 510mm
- Multiple position axle plate
- Heavy duty tension adjustable backrest
- Crash tested
- Limited Lifetime Warranty



Code	Description	Colour	Seat Width	Seat Depth	Back Height	Product Weight
MWS449130	Rubix 20"	Blue	520mm	460 – 510mm	410 – 460mm	16.8kg
MWS449135	Rubix 22"	Blue	560mm	460 – 510mm	410 – 460mm	16.8kg
MWS449140	Rubix 24"	Blue	600mm	460 – 510mm	410 – 460mm	16.8kg



Heavy Duty & Super HD

- Reinforced wheelchair for bariatric users
- Extra wide seat widths and reinforced construction accommodates larger users
- Moulded composite mag wheels
- Swing-away detachable footrests and removable padded armrests
- Durable chrome-plated steel construction



Code	Description	Colour	Seat Width	Seat Depth	Back Height	Seat to Floor Height	Product Weight	S.W.L	Warranty
MWS442910*	Wheelchair Folding Std – Heavy Duty 20" 500mm	Chrome	500mm	400mm	400mm	500mm	20.1kg	136kg	3 Years
MWS442911*	Wheelchair Folding Std – Heavy Duty 22" 560mm – 200kg	Chrome	550mm	450mm	400mm	500mm	27.2kg	204kg	3 Years
MWS442912*	Wheelchair Folding Std – Heavy Duty 24" 610mm – 200kg	Chrome	600mm	450mm	400mm	500mm	27.2kg	204kg	3 Years
MWS442901	Wheelchair Folding Std – Super HD 26" 650mm	Chrome	650mm	500mm	450mm	500mm	36kg	318kg	3 Years
MWS442902	Wheelchair Folding Std Super HD 28" 700mm	Chrome	700mm	500mm	450mm	500mm	36kg	318kg	3 Years
WCA858005	Elevating Legrests for HD								
WCA858007	Stump Support Left for HD								
WCA858008	Stump Support Right for HD								
WCA858009	Stump Support Left for Super HD								
WCA858010	Stump Support Right for Super HD								
WCA858006	Elevating Legrests for Super HD								

* DVA AP17



Action 3 Lever Drive Wheelchair

- Lever drive mechanism is used to propel wheelchair with a push-forward, pull-back motion by one hand
- Foldable brake handle for easier side transfers
- Gear lever allows forward or reverse propulsion
- Drive mechanism is available on the left or right side and is easily steered by turning drive lever
- Folding frame for easy storage and transportation
- Swing-away detachable footrests, adjustable height desk arms and removable armrests
- DiviDurable steel construction
- Product weight from 13kg



Code	Description	Colour	Seat Width	Seat Depth	Back Height	Warranty
MWS442400	Action 3 Lever Drive Left 410mm	Chrome	410mm	410mm	410mm	2 Years Frame 1 Year Parts
MWS442500	Action 3 Lever Drive Right 410mm	Chrome	410mm	410mm	410mm	2 Years Frame 1 Year Parts
MWS442600	Action 3 Lever Drive Left 440mm	Chrome	440mm	410mm	410mm	2 Years Frame 1 Year Parts
MWS442700	Action 3 Lever Drive Right 440mm	Chrome	440mm	410mm	410mm	2 Years Frame 1 Year Parts
MWS442800	Action 3 Lever Drive Left 500mm	Chrome	500mm	410mm	410mm	2 Years Frame 1 Year Parts
MWS442900	Action 3 Lever Drive Right 500mm	Chrome	500mm	410mm	410mm	2 Years Frame 1 Year Parts

DVA AP19



Action 3 Junior

- Invacare Action 3 Junior is a lightweight, foldable paediatric wheelchair designed for children aged between 3 and 15 years

- Action 3 Junior has been developed to match the individual needs of the child and can grow as they grow



Code	Description	Seat Width	Seat Depth	Seat to Floor Height	Product Weight
MWS449190	Action 3 Junior	300 – 360mm	200 – 360mm	410 – 460mm	7.2kg



Action 4NG

- Invacare Action 4NG is comfortable, foldable, and lightweight, making it suited for everyday use
- Cross-compatibility allows users and advisors to update and refurbish their wheelchairs with other models in the Action NG family

- Flip back armrests
- Step-less adjustable backrest angle
- Swing away/removable footplates
- Available in different sizes in transit or self propelled



Code	Description	Seat Width	Seat Depth	Seat to Floor Height	Product Weight
MWC427050	Action 4NG	505 – 605mm	450 – 500mm	510mm	14kg



Action 3NG

- Invacare Action 4NG has been designed to enable easier assessment and adjusts for maximum mobility
- Manoeuvres smoothly due to its light rigid and well balanced frame
- Easy to fold and dismantle
- Adaptable and modular

- Foldable brake handle for easier side transfers
- 20 rear wheel positions
- Magnesium castor attachment
- Simple to refurbish with a wide range of options



Code	Description	Seat Width	Seat Depth	Seat to Floor Height	Product Weight
MWS449205	Action 3NG – 405mm	405, 455, 510mm	405, 455, 510mm	485mm	7.6 – 14kg
MWS442915	Action 3NG – 505mm	405, 455, 510mm	405, 455, 510mm	485mm	7.6 – 14kg



Action 2NG

- Lightweight foldable frame
- Cross-compatibility allows users and advisors to update and refurbish their wheelchairs with other models in the Action NG family
- Decrease seat depth by 50mm for customised seat size

- 80° footrest swings in and out for easy transfers in or out of the chair
- Axle position can be adjusted in height by 5cm



Code	Description	Seat Width	Seat Depth	Seat to Floor Height	Product Weight
MWS449196	Action 2NG – Transit	405, 455, 480mm	400 – 430mm	485mm	8.9 – 12.1kg
MWS449199	Action 2NG – Self Propelled	405, 455, 480mm	400 – 430mm	485mm	8.9 – 12.1kg

Start Wheelchair



Start – M2 & M2S

- Aluminium frame
- Tip-assist integrated into the frame
- Side panel as standard with height adjustable, foldable, removable armrests
- Black nylon seat and backrest upholstery
- Antibacterial push handles
- Adjustable steering head



Code	Description
MWC449200	Start M2 – Lightweight
MWC449205	Start M2S – Basic – 430mm
MWC449210	Start M2S – Basic – 455mm
MWC449220	Start M2S – Basic – 400mm
MWC449215	Start M2S – Basic – 505mm
MWC449214	Start M2S – Drum Brake – 405mm
MWC449215	Start M2S – Drum Brake – 455mm
MWC449216	Start M2S – Drum Brake – 505mm

DVA AP19



Start XXL – M4

- Stable
- Up to 160kg loads
- Seat width of up to 580mm
- Many variations
- Broad spectrum of adjustment options



Code	Description
MWC427440*	Start XXL 505mm
MWC427450*	Start XXL 555mm
MWC427460	Start XXL 580mm

* DVA AP19



Start M2 Flex Strong & Start M2 Hemi

- Adjustable back height and seat depth
- Aluminium frame
- Tip-assist integrated into the frame
- Side panel standard with height-adjustable, foldable, removable armrests
- Black Nylon seat and backrest upholstery
- Antibacterial push handles
- Adjustable steering head



Code	Description
MWC449195	Start M2 Flex – Lightweight
MWC449197	Start M2 Hemi – Lightweight

Excel Superlite Wheelchair



- Spillproof nylon fabric upholstery
- Double-braced aluminium construction
- Quick release removable spoke wheels
- Airless “soft ride” polyurethane tyres
- Folding backrest for easy transportation
- Flip up removable padded armrest
- Park brake below seat level when engaged for easy side transfer
- Outwards swinging removable legrest
- 300-400mm footrest length

OPTIONAL:
300mm Transit wheels
TSA117AE



Code	Description	Seat Width	Seat Depth	Overall Height	S.W.L
MWS452180	Excel Superlite Self-Propelled Wheelchair (510mm)	510mm	430mm	950mm	110kg
MWS452170	Excel Superlite Self-Propelled Wheelchair (460mm)	460mm	430mm	950mm	110kg
MWS452120	Excel Superlite Transporter Transit Wheelchair (510mm)	510mm	430mm	950mm	110kg
MWS452110	Excel Superlite Transporter Transit Wheelchair (460mm)	460mm	430mm	950mm	110kg

freedom
HEALTHCARE

Standard Power Wheelchairs



Standard Power Wheelchairs

Convenient Use App

Available App

Check your total mileage, distance travelled, battery level, full charge cycles and more with the WHILL app*. You can also lock and unlock the unit.

The intuitive controller screen allows you to control the unit remotely.

Set the drive mode to "Eco," "Normal," or "Sport" depending on your needs.

Whill Model C2 Power Wheelchair



Electromagnetic brakes provide safe stopping, even on inclines

Adjustable seat height and back support angle to controller position (left or right drive)

Large under seat basket to securely store your belongings and groceries

Quickly disassembles into three lightweight components for easy transport or storage

An anti-sway system keeps you driving straight on side slopes



Up to a 45% tighter turning radius than tiller operated mobility devices

Charge your mobile devices with a built-in USB port

Control remotely and manage speed settings with the iPhone and Android

Patented front omni-wheels for tight turning and superb terrain coverage

Smaller footprint than traditional power mobility devices

BLACK
Black Armcovers are Supplied as Standard
LEFT - WCA870460
RIGHT - WCA870470

S.W.L 136KG

2 YEAR WARRANTY Components
5 YEAR WARRANTY Frame

Code	Description	Overall Length	Overall Width	Overall Height	Unit Weight	Seat Depth	Seat Width	Maximum Speed	Range
PWS655320	WHILL Model C2	990mm	600mm	740 - 860mm	52kg	400 - 500mm	450mm	8km/h	16km

Colour options

WHITE GREY RED PINK LIGHT BLUE GOLD

LEFT - WCA870580 LEFT - WCA870500 LEFT - WCA870600 LEFT - WCA870560 LEFT - WCA870520 LEFT - WCA870480
RIGHT - WCA870590 RIGHT - WCA870510 RIGHT - WCA870610 RIGHT - WCA870570 RIGHT - WCA870530 RIGHT - WCA870490

Accessories

Code	Description
1 WCA870420	Lap Belt*
2 WCA870400	Battery*
3 WCA870430	Side Storage Bag
4 WCA870440	Storage Basket
5 WCA870410	Battery Charger*
6 WCA870260	Dust Cover

* Standard Inclusion

iGo Folding Power Wheelchair

The i-Go™ features advanced folding technology, enabling it to be quickly transported with ease. The i-Go features front suspension, a durable seating system, under seat storage and much more.

Designed to fit inside any small space and weighing only 19.8kg, the i-Go is the perfect choice for the active individual.

Unique seating for added comfort

Front suspension

Easy-to-use VR2 controller

Large, secure storage compartment


Lightweight Lithium-ion batteries



Exclusive

Quickly folds in 5 easy steps

COMPACT FOLDED FOOTPRINT



2 YEAR WARRANTY

S.W.L 120KG

Code	Description	Seat Width	Overall Length	Overall Width	Maximum Speed
PWS654175	iGo Folding – White – Alluminium	470mm	900mm	590mm	4.5km/h



iGo Folding Carbon Fibre Power Wheelchair

Part of the popular iGO range, the iGO Carbon Fibre benefits from a Super Lightweight Carbon Fibre Frame, front suspension, comfortable seating, convenient storage, and ample foot room.

The iGO Carbon Fibre has a compact and lightweight design and can fold in just a few easy steps for effortless transport, making travelling a breeze.

Comfortable front suspension

Secure under-seat storage bag

Rear storage seat pocket

Easy to transport at home, hotels, or airports

Lightweight lithium battery (1.8kg)



Exclusive

Foldable aluminium alloy/ carbon fibre frame

COMPACT FOLDED FOOTPRINT



2 YEAR WARRANTY

S.W.L 120KG

Code	Description	Seat Width	Overall Length	Overall Width	Maximum Speed
PWS654180	iGo Folding – Black – Carbon Fibre	419mm	930mm	600mm	5.95km/h

Go Chair Next Generation



- The first travel chair that combines super portability, maneuverability and style at a low cost
- One hand feather-touch disassembly into 4 manageable pieces which fits in most vehicle boots
- Compact design for a tight turning radius, ideal for indoor use

- Max range per charge: 14km
- 5-point swivel seat with latch release
- Increased 136kg weight capacity
- Faster speed – up to 5.95km/h
- Larger, 18 amp batteries
- 52 cm lap belt

S.W.L 136KG

Code	Description	Overall Length	Overall Width	Maximum Speed	Warranty
PWS654200RE	Go Chair – Red	838mm	574mm	5.95km/h	2 Years
PWS654200WH	Go Chair – White	838mm	574mm	5.95km/h	2 Years

Jazzy Select 6



- The Jazzy Select 6 provides maximum front stability combined with the advantages of in-line motor technology
- Active-Trac Suspension and 6" front and rear castors offer superior performance indoors and outdoors
- The Jazzy Select 6 also features an articulating rear caster beam

- With an easy access charger point, The Jazzy Select 6 is built with ease of service in mind
- The Jazzy Select 6 comes standard with height and depth adjustable foot platform
- Takes two 12v 35amp batteries
- Max range per charge: 21km

S.W.L 136KG

Code	Description	Overall Length	Overall Width	Maximum Speed	Warranty
PWS654242	Jazzy Select 6	902mm	600mm	6.8km/h	2 Years

Jazzy Air 2



- Newly re-designed lift features 5cm lower seat-to-floor height, enabling user to sit comfortably at standard table or desk, raises and lowers by using the "Air" switch or VR2 joystick
- Mid-Wheel 6® with Active-Trac® Suspension provides enhanced performance and maximum stability both indoors and out

- Bright LED lighting for visibility in all environments
- Angle, height and depth adjustable armrests
- Angle height adjustable headrest
- Single-sided castor forks for enhanced manoeuvrability

S.W.L 136KG

Code	Description	Overall Length	Overall Width	Maximum Speed	Warranty
PWS654267	Jazzy Air 2	1060mm	615mm	6.4km/h	2 Years

R40



- The compact design makes it highly manoeuvrable in tight spaces without sacrificing traditional rear-wheel drive performance
- 96.5cm turning radius
- Up to 26km per charge range

- High-performance, high-efficiency motor package
- Unique design seating system is integrated with the base

S.W.L 136KG

Code	Description	Overall Length	Overall Width	Maximum Speed	Warranty
PWS654290	R40	889mm	635mm	9.6km/h	2 Years

Jazzy Select Elite HD



- The Jazzy Elite is an excellent heavy duty option, with a 204kg weight capacity.
- The Jazzy Select Elite HD features two-motor front wheel drive
- Comes standard with a Dynamic Shark controller
- Optimum weight distribution provides superior traction
- A highly maneuverable chair with a heavy duty construction to accommodate higher weight users
- Takes two 12v 55amp batteries
- Max range per charge: 16km
- 3 seat options available: 18", 20", and 22"



Code	Description	Overall Length	Overall Width	Maximum Speed	Warranty
PWS654250	Jazzy Select Elite HD	902mm	616mm	6.5km/h	2 Years

Jazzy 623 With Captain Seat



- The Jazzy 623 is engineered for the most active user
- Mid-wheel 6 allows six wheels on the ground for maximum stability
- Compatible with TRU-Balance Power Positioning
- Low impact OMNI-casters on front and rear to prevent wheel hang-ups
- ATX Suspension incorporates front OMNI-Casters and semi independent rear castor beam for enhanced performance over more varied terrain
- The Jazzy 623 comes standard with high-back seat and Dynamic Shark controller to deliver exceptional performance capability at an excellent value
- Available in Candy Apple Red or Viper Blue
- Takes two 12v 50-amp batteries



Code	Description	Overall Length	Overall Width	Maximum Speed	Warranty
PWS654210	Jazzy 623 with Captain Seat	901mm	610mm	8km/h	2 Years

DVA AP16

Jazzy 1450



- The Jazzy® 1450 is a front-wheel drive bariatric power base which has a weight capacity of 272kg (600 lbs.) and durable construction to make it an exceptionally rugged power chair.
- Its unique design delivers high-performance operation indoors and out.



Code	Description	Seat Width	Overall Width	Maximum Speed	Warranty
PWS654269	Jazzy 1450	711mm	743mm	7.2km/h	Frame: Lifetime Limited Electronics & Drive Motors: 13 Months

Complex Wheelchairs



Combi Standing Wheelchair



Precisely engineered chair design for exceptionally smooth and low shear transition between all standing and seating functions

Safe and secure stand-up operation elevating to any and all angles between sitting and 85° standing

Standing, seat- and back angle adjustment, seat lift, tilt, recline

Customized match to individual body mechanics and chair design

Compact size and weight with excellent power maneuverability, response and traction

Stable and safe driving in seated or standing position (automatic program for controlled standing speed.)

Whisper quiet drive and seating operation

Numerous health benefits because of more frequent standing

Multiple programming options for maximum choice

Safely and effectively climbs and descends ramps up to 10°

Center wheel drive provides for the smallest turning circle



2 YEAR WARRANTY



Code	Description	Overall Width	Overall Length	Overall Height	Maximum Speed
PWC655600	LEVO Combi	650mm	1210mm	930-1080mm	6-10km/h
PWC655500	LEVO Combi Jr	650mm	1210mm	930-1080mm	6-8km/h

C3 Standing Wheelchair

4WD: four powered wheels for superior traction and agility

Automatic lengthening/matching the extension of the back and legs during transition to standing and seating

Off road/rough surface traction capability

Climbs ramps easily up to max. 10°

Numerous health benefits due to more frequent standing

Crawls over curbs up to 10cm



Engineered chairs and biomechanics in all seating and standing positions

Easy adjustment to individual body measurements

Multiple programming options for maximum choice

Solid, secure and safe brake action

Low seat height for transfers and driving under tables

2 YEAR WARRANTY



Code	Description	Overall Width	Overall Length	Overall Height	Maximum Speed
PWC655400	LEVO C3 Standing Wheelchair	630mm	1100mm	1000mm	6-10km/h

Compact-easy LCEV Standing Wheelchair

Smooth standing and positioning movement

Optimal and matched body mechanics in all seating and standing positions

Excellent driving characteristics indoor and outdoor

Compact, maneuverable, agile, active

Convenient quick release rear wheels, front castors and a folding backrest for easy vehicle transport

Simple and fast adjustment for individual preferences

Numerous health benefits because of more frequent standing

Six ground stability points ensure solid and secure standing position



Safe and secure stand-up operation elevating to any and all angles between sitting and 86° standing

Electrical standing unit: operated by the touch of a switch, engages powerful actuator

Different switches available for people with all levels of hand and finger function

Accessories to build your personalized chair

Adjustable for upper and lower leg length, foot position and back height

2 YEAR WARRANTY



Code	Description	Overall Width	Overall Length	Overall Height
MWC450300	LEVO LCEV	530-680mm	840-1040mm	800mm
MWC450400	LEVO LCEV Kid and Junior	490-540mm	690-830mm	550-660mm

Summit EL Standing Wheelchair

Achieves complete standing position

Optimal and matched body mechanics in all seating and standing positions

Automatic backrest compensation "ABC" for ergo correct standing

Convenient quick release rear wheels, front castors and a folding backrest for easy vehicle transport

Numerous health benefits because of more frequent standing

Easy transfers

Weight of just 21kg

Six ground stability points ensure solid and secure standing position



Easy transport

Easily configurable and convertible to individual needs

Converts from manual/manual to manual/electric

Electrical standing unit: operated by the touch of a switch, engages powerful actuator

Different switches available for people with all levels of hand and finger function

2 YEAR WARRANTY



Code	Description	Overall Width	Overall Length	Overall Height
MWC450100	LEVO Summit EL	510 - 650mm	780 - 980mm	780 - 840mm

Active-easy LAE Standing Wheelchair

Optimal and matched body mechanics in all seating and standing positions

Adjustable for upper and lower leg length, foot position and back height

Convenient quick release rear wheels, front castors and a folding backrest for easy vehicle transport

Simple and fast adjustment for individual preferences, and transport

Excellent driving characteristics indoor and outdoor

Six ground stability points ensure solid and secure standing position



Complete standing position up to 85° and full range of sit to stand movement

Aluminium light weight

Gas springs move you to controlled positioning through easy one hand operation

Accessories to build your personalized chair
Multiple colour options available

2 YEAR WARRANTY



Code	Description	Overall Width	Overall Length	Overall Height
MWC450200	LEVO Active-easy LAE (S-M)	570-620mm	840-900mm	800mm
MWC450200	LEVO Active-easy LAE (L-XL)	640-700mm	930-1040mm	800mm

Paramotion

The Paramotion is the ideal product for anyone who has always wanted to play sports. Designed for use on the various outdoor terrains, it helps you with your favourite sport no matter what your handicap. With a speed of up to 10km/h, you get from one shot to the next quickly and can easily cross obstacles up to 10cm in height. For hilly golf courses or sandy pits, the Paramotion assists you with its climbing ability up to 17°. This lets you play the entire course.

The Paramotion is designed so you always stand securely. A seat that can be adjusted to your needs and the patented stand up support help you consistently assume the optimum position relative to the ball. This means nothing gets in the way of a precise drive.

The Paramotion also offers space for your personal items and sports bag. Sufficient space is available on the side panels for the appealing presentation of your sponsors.



Adaptable stand-up unit

Acoustic tilt warning

Chest strap

Lap belt with closure

Lateral pads for the seat, and ramped seat cushion

Height adjustable control panel holder (swing-away in parallel)

Knee pads

Bumper bar

enAble50 control unit

94 Ah (C5) gel batteries, with charger

Storage compartment with net

Locked side panel

Bag carrier, ideal for sports bags

Code	Description	Seat Width	Seat Depth	Seat Height	Lower Leg Length	Backrest Height	Overall Height	Overall Width	Overall Length	Range	Turning Radius	Max. Speed	Product Weight
PWC654240	Paramotion	300 – 560mm	430 – 600mm	500 – 650mm	380 – 440mm	340 – 445mm	710 – 1000mm	900mm	1375 – 1700mm	40km	1400mm	10km/h	160kg

2 YEAR WARRANTY

S.W.L 140KG



POWER CHAIRS	ADULT										PAEDIATRIC				
	Mid Wheel Drive					Front Wheel Drive					Front Wheel Drive		Front Wheel Drive		
Seat Width (mm)	M1	M3 Corpus	M300 Corpus HD	M5 Corpus	F5 Corpus	F3 Corpus	X850	Explorer Mini	Seat Width (mm)	F5 VS	K300 PS Jnr	K450	M300 PS JR	Koala	
Seat Depth (mm)	355 – 560	430 – 585	480 – 635	430 – 585	430 – 585	430 – 585	430 – 585	430 – 585	307 – 550	280 – 410	250 – 410	250 – 410	280 – 410	250 – 360	
Floor to Seat Ht (mm)	355 – 560	355 – 560	480 – 635	355 – 560	355 – 560	355 – 560	355 – 560	355 – 560	307 – 550	250 – 460	250 – 460	360 – 460	250 – 460	250 – 360	
Max User Weight (kg)	405 – 455	445 – 495	460 – 510	445 – 495	445 – 495	445 – 495	445 – 495	445 – 495	15.9	430	430	75	430	375	
Base W x L (mm)	610 x 950	610 x 900	660 x 965	635 x 950	650 x 1070	610 x 1020	720 x 1260 – 1460	720 x 1260 – 1460	635 x 490	610 x 925	620 x 890	620 x 890	610 x 925	585 x 810	
Max Speed (kph)	8	10	8	10	10	10	15	15	2.4	10	8	10	10	6.5	
Features	FlexLink™ suspension for advanced vibration reduction; CasterGlide™ technology promotes confidence in driving	Turning radius of 51 cm, PG 120 amp, R-Net electronics, Climbing and Traction Link system, Provides quick access to components	High torque motors; strengthened suspension; Corpus HD seating system; strong actuators; adjustable armrest and legrests	FlexLink™ suspension for advanced vibration reduction; ActiveReach™ allows 14" of seat elevation with up to 20° of forward tilt	Adjustable suspension, 14" seat elevate, power elevating legrests	Adjustable suspension, 14" seat elevate, articulated power footplate, recline tilt	Adjustable suspension, 14" seat elevate, superior suspension, corpus 3G seating system with optional power seat functions including seat rotation	Offroad power wheelchair, powered extendable wheelbase, front bumper and lighting, superior suspension, corpus 3G seating system with optional power seat functions including seat rotation	Fully growable seating system, supports functional positioning and hip development, midline joystick promotes bilateral upper extremity use	Adjustable suspension, 14" seat elevate, automatic anti-tippers, articulated power footplate	Compact base; adjustable suspension; R-net electronics; fully growable seating system; height and angle adjustable, flip back armrests; removable legrests	Unique 'terra' function allows user access to the ground, Fully growable seating system, Advanced suspension system	Turning radius of 51cm, PG 120 amp, R-Net electronics, Climbing and Traction Link system, Provides quick access to components	True paediatric size power base and seating; fully growable seating systems; tilt and elevate standard	True paediatric size power base and seating; fully growable seating systems; tilt and elevate standard

permobil

Mobility Wheelchairs & Positioning



ADULT							
POWER CHAIRS	Mid Wheel Drive		Rear Wheel Drive	Mid & Rear Wheel Drive	Mid & Forward Wheel Drive	Mid, Rear, Forward & Hybrid Wheel Drive	Standing - Mid & Forward Wheel Drive
	Xperience 2	Xcel 2	Xplore 2	Q300	Q400	Q500	Q700UP
Seat Width (mm)	500 - 710	250 - 610	250 - 610	Compatible with Sedeo Lite	Compatible with Sedeo Lite	Compatible with either: Sedeo Pro or Sedeo Ergo	Compatible with: Sedeo Ergo UP
Seat Depth (mm)	430 - 610	250 - 560	250 - 560	415 - 490	415 - 490	415 - 490	415 - 490
Floor to Seat Height (mm)	420	400	400	136	160	160	120
Max User Weight (kg)	249	182	182	10	10	10	10
Max Speed (kph)	8.6	10	10	NA	NA	NA	NA
Base W x L (mm)	700 x 1100	650 x 1100	650 x 1100	650 x 1100	650 x 1100	650 x 1100	650 x 1100
Features	Fully extendable controls. Anti shear recline and tilt. Low seat to floor height	HD version of the Xperience	Fully extendable controls. Anti shear recline and tilt. Low seat to floor height	Entry level chairs with ultra-compact mid or rear wheel drive bases for indoor agility and outdoor stability.	Robust outdoor chair, choice of three drive bases, for outdoor experience with advanced electronics.	Q400 features plus a choice of rehab seating systems provide support and positioning to users from mild to medium clinical needs	Outdoor/indoor use, choice of three drive bases, complex rehab seating systems to match users with specific or high clinical needs.

PAEDIATRIC	
POWER CHAIRS	SEDEO SEATING
Mid Wheel Drive	SEDEO LITE
Z500 M Mini	SEDEO PRO
Seat Width (mm)	385 - 510
Seat Depth (mm)	410 - 560
Floor to Seat Ht (mm)	300
Max User Weight (kg)	Q300, Q400, Q500
Max Speed (kph)	136
Base W x L (mm)	650 x 1100
Features	Mild - moderate clinical needs, multi-adjustable frame, Tilt and Lift Power Seating options, Integrated SEDEO, JAY and WHITMYER options

ADULT	
POWER CHAIRS	SEDEO SEATING
Mid Wheel Drive	SEDEO LITE
Z500 M Mini	SEDEO PRO
Seat Width (mm)	385 - 510
Seat Depth (mm)	410 - 560
Floor to Seat Ht (mm)	300
Max User Weight (kg)	Q300, Q400, Q500, Q700
Max Speed (kph)	136
Base W x L (mm)	650 x 1100
Features	Mild - moderate clinical needs, multi-adjustable frame, Tilt and Lift Power Seating options, Integrated SEDEO, JAY and WHITMYER options



ADULT						
MANUAL CHAIRS	Rigid		Folding	Tilt In Space	Xenon / Xenon SA / Xenon Dual	Tilt In Space
	QRI	5R	Nitrum	QXI	Quickie 2 / Q2 Lite	SR45
Seat Width (mm)	300 - 510	300 - 510	300 - 510	360 - 510	310 - 560, 350 - 500	360 - 510
Seat Depth (mm)	300 - 510	300 - 510	300 - 510	360 - 510	310 - 560, 350 - 500	360 - 560
Floor to Seat Ht (mm)	380 - 510	400 - 530	400 - 530	320 - 500	360 - 560	360 - 520
Max User Weight (kg)	120	120	125	120	120 / 120	120
Weight (kg)	10	5.8	4.3	13.25	8/13	17
Features	Entry level rigid	Highly adjustable including centre of gravity and backrest height and angle	Open frame, highly configurable and adjustable frame, legs and castors, easy to handle and stow, fold-down back support with one-hand release	Entry level folding	Highly configurable scripted folding chair	Active user folding with rigid feel. Swing away legs option

ADULT / PAED		PAEDIATRIC	
Tilt In Space	Rigid	Folding	Tilt In Space
Quickie / Zippie Iris	Zippie Zone	Zippie "GS"	Zippie X' Cape
Weight (kg)	10/17	6.5	8.6
Seat Width (mm)	113 / 135 / 158	200 - 460	203 - 406
Seat Depth (mm)	250 - 460, 360 - 560	200 - 480	203 - 406
Floor to Seat Ht (mm)	320 - 500	360 - 480	330 - 560
Max User Weight (kg)	75 / 158	75	390 - 500
Features	Highly configurable TIS (rotational)	Active user	Highly configurable TIS

Power Assist Devices

All the convenience and transportability of a manual wheelchair. All the power and speed of a power chair.

See category for full range



	EDGE® 3 Stretto	EDGE® 3	EDGE® 2.0	4FRONT®	EDGE® Z	EDGE® HD	Q1450	R44
POWER WHEELCHAIR BASES								
Drive Configuration	Available with 30.4 CM iLevel®	Available with 30.4 CM iLevel®	Available with 30.4 CM iLevel®	Available with 25.4 CM Elevation	Available with 30.4 CM iLevel®	Available with 25.4 CM HD iLevel®	Front-wheel Drive	Rear-wheel Drive
Drive Wheels	355mm (14") Flat Free/ 355mm (14") Pneumatic	355mm (14") Flat Free/ 355mm (14") Pneumatic	355mm (14") Flat Free/ 355mm (14") Pneumatic	355mm (14") Flat Free/ 355mm (14") Pneumatic	355mm (14") Flat Free/ 355mm (14") Pneumatic	355mm (14") Flat Free/ 355mm (14") Pneumatic	355mm (14") Flat Free	355mm (14") Flat Free/ 355mm (14") Pneumatic
Castor Wheels	Front: 127mm (5") Flat free Rear: 152mm (6") Flat free	Front: 152mm (6") Solid Rear: 152mm (6") Solid	Front: 152mm (6") Solid (optional 203mm/8") Rear: 152mm (6") Solid (optional 203mm/8")	Rear: 228mm (9") Flat Free	Front: 152mm (6") Solid Rear: 152mm (6") Solid	Front: 152mm (6") Solid Rear: 152mm (6") Solid	228mm (9") Solid	Front: 228mm (9") Solid
Anti-tip Wheels	N/A	N/A	N/A	Front: 101mm (4")	N/A	N/A	Front: 101mm (4") Solid	N/A
Maximum Speed¹	10km/h	10km/h	10km/h	10km/h	10km/h	7.5km/h	7.2km/h	9.6km/h
Ground Clearance	74mm	68mm (battery tray)	68mm (battery tray)	76mm (motor pivot)	76mm (frame base)	76mm (frame centre)	50mm (anti-tips)	81mm (frame base)
Turning Radius²	533mm	520mm	152mm castors: 520mm 203mm castors: 590mm	622mm	500mm	500mm	673mm	906mm
Overall Length³	825mm (without front riggings)	818mm (without foot riggings)	152mm castors: 901mm 203mm castors: 103mm	1160mm	904mm	904mm	970mm	914mm
Base Width	553mm with 14" wheels 520mm with 12.5" wheels	619mm	619mm	609mm	665mm	665mm	741mm	635mm
Seat Sizes	TRU-Balance® 3	TRU-Balance® 3	TRU-Balance® 3	TRU-Balance® 3	TRU-Balance® 3	TB2 HD	TRU-Balance® 2 HD Tilt	TB2 HD
Synergy	N/A	N/A	W: 254 – 559mm D: 254 – 559mm	N/A	W: 254 – 610mm D: 254 – 610mm	W: 508 – 813mm D: 508 – 813mm	W: 508 – 813mm D: 508 – 813mm	W: 254 – 559mm D: 254 – 559mm
Static	W: 305 – 508mm D: 305 – 508mm	W: 254 – 559mm D: 254 – 559mm	W: 254 – 559mm D: 254 – 559mm	W: 305 – 559mm D: 305 – 559mm	W: 305 – 610mm D: 305 – 610mm	W: 508 – 813mm D: 508 – 813mm	W: 508 – 813mm D: 508 – 813mm	W: 305 – 559mm D: 305 – 559mm
Power Tilt	W: 305 – 508mm D: 305 – 508mm	W: 305 – 559mm D: 305 – 559mm	W: 305 – 559mm D: 305 – 559mm	W: 305 – 559mm D: 305 – 559mm	W: 305 – 610mm D: 366 – 610mm	W: 508 – 813mm D: 508 – 813mm	W: 508 – 813mm D: 508 – 813mm	W: 305 – 559mm D: 305 – 559mm
Lift & Tilt	W: 305 – 508mm D: 305 – 508mm	W: 305 – 559mm D: 305 – 559mm	W: 305 – 559mm D: 305 – 559mm	W: 305 – 559mm D: 305 – 559mm	W: 305 – 610mm D: 305 – 610mm	N/A	N/A	W: 305 – 559mm D: 305 – 559mm
Available Electronics⁴	120A Q-Logic 3 EX 120A Q-Logic 3e 75A Q-Logic NE 75A Q-Logic NE+	120A Q-Logic 3 EX	120A Q-Logic 3 EX	120A Q-Logic 3 EX	120A Q-Logic 3 EX	120A Q-Logic 3 EX	90A VR2 6-key 100A Q-Logic 2 EX	90A VR2 6-key 100A Q-Logic 2 EX

1. Speed varies with user weight, terrain type, battery charge, battery condition and tyre pressure
 2. Without foot riggings
 3. Without foot riggings
 4. All Quantum units can be ordered with speciality controls

MANUAL CHAIRS

FreeWheel

A single large pneumatic castor that after attaching to your footplate, allows you to easily cross rough ground. It can fit both rigid and folding frames.

	ADULT					
	Folding			Rigid		
	2GX	Aero X	TR	Aero T	ZRA	
Seat Width (mm)	305 – 560	305 – 560	305 – 510	305 – 510	250 – 510	
Seat Depth (mm)	305 – 510	305 – 510	305 – 510	305 – 510	250 – 510	
Floor to Seat Height (mm)	340 – 535	340 – 545	380 – 530	380 – 530	405 – 530	
Max User Weight (kg)	120	120	120	120	120	
Transport Weight (kg)	5.9	7.1	4.2	5.4	4.9	
Features	Folding frame, high strength titanium, full adjustability and modular design. Aftermarket seating systems available.	Folding frame, full adjustability, heavy-duty, hemi and amputee options and modular design. Aftermarket seating systems available.	Lightweight, high strength titanium, custom made to size, sporting suspension, TiShaft back release bar.	Advanced aluminium chair, full adjustability, custom made to size, adjustable camber mount, Speedloader adjustable front castor housing.	Lightweight, high strength titanium, full adjustability, custom made to size, adjustable camber mount, Speedloader adjustable front castor housing.	

MANUAL CHAIRS

PAEDIATRIC

For more information on PAWS see Power Assist Section

	ADULT			PAEDIATRIC		
	Rigid			Rigid		
	ZR	Aero Z	TRA	Pilot	Twist	
Seat Width (mm)	250 – 510	250 – 510	305 – 510	200 – 355	200 – 380	
Seat Depth (mm)	250 – 510	250 – 510	305 – 510	230 – 380	200 – 410	
Floor to Seat Height (mm)	405 – 530	405 – 530	380 – 530	305 – 420	320 – 530	
Max User Weight (kg)	120	120	120 / 158 HD	43 (transit); 54 (standard)	75	
Transport Weight (kg)	4.2	5.6	5	4.9	5.3	
Features	Lightweight, easy car transportability, custom made to size, swept caster arm and TiShaft back release bar, high strength titanium	Lightweight, aluminium, full adjustability, modular design, adjustable camber mount, Speedloader adjustable front castor housing.	Lightweight, full adjustability, high strength titanium, adjustable camber mount, Speedloader adjustable front castor housing.	Ultra lightweight aluminium and carbon fibre, ready to grow adjustability, easy to reach wheel locks	Ready to grow width and depth adjustability, optional parent friendly push handle	



POWER CHAIRS	ADULT				PAEDIATRIC	
	Rear Wheel Drive	B4	B5	Mid / Rear / Front Wheel Drive		Rear Wheel Drive
	A200			B6		Skippi
Seat Width (mm)	340 – 480	340 – 560	340 – 560	340 – 560	300 – 380	
Seat Depth (mm)	340 – 500	340 – 560	340 – 500	340 – 500	280 – 380	
Floor to Seat Ht (mm)	430 – 480	410 – 540	400 – 550	400 – 550	430	
Max User Weight (kg)	100	160	140 / 160	140 / 160	50	
Base W x L (mm)	570 x 1000	590 x 850	Size 1 – 600 x 900 Size 2 – 640 x 970	Size 1 – 600 x 900 Size 2 – 640 x 970	570 x 850	
Max Speed (kph)	6	6 / 7.2 / 10	6 / 7.2 / 10 / 14	6 / 7.2 / 10 / 14	6	
Features	LED single function control. Manual back recline. 20km range. Detachable control panel.	High level of flexibility, 34 – 45km range, compact for indoors, drive wheel suspension for uneven surfaces	High level of flexibility, VAS frame solution, ergo-joint back support angle adjust, 35km range	High level of flexibility, VAS frame solution, ergo-joint back support angle adjust, 35km range	Detachable seat for travel. Attendant control & lighting	

MANUAL CHAIRS

MANUAL CHAIRS	ADULT			ADULT / PAED		PAEDIATRIC
	Folding		Rigid	Rigid	Folding	
	Start Range (M2, M2S, XXL)	Avantgarde (DS & DV)	Zenit	Zenit R	Ventus	
Seat Width (mm)	380 – 505	320 – 520	320 – 460	320 – 460	280 – 500	280 – 380
Seat Depth (mm)	430 – 455	360 – 540	360 – 500	360 – 500	300 – 500	240 – 400
Floor to Seat Height (mm)	380 – 510	380 – 540	280 – 510	280 – 510	400 – 540	395 – 520
Max User Weight (kg)	130	100, 140	120	120	140	90
Transport Weight (kg)	8.7	8.7 – 9	7.75	7.75	12	13.5



POWER CHAIR

ADULT	Mid Wheel Drive	TDX SP
Seat Width (mm)	305 – 600	305 – 610
Seat Depth (mm)	440, 465, 490	136
Floor to Seat Ht (mm)	610, 650 – 900	10, 12
Max User Weight (kg)	Stability Assist, Sure Step, G-Trac	

MANUAL CHAIRS

ADULT	Folding	
	Kuschall Compact	Kuschall Champion
Seat Width (mm)	280 – 500	340 – 460
Seat Depth (mm)	320 – 500	340 – 460
Floor to Seat Ht (mm)	380 – 530	430 – 540
Max User Weight (kg)	130	120
Transport Weight (kg)	11	10.7

MANUAL CHAIRS

MANUAL CHAIRS	ADULT			PAEDIATRIC			
	Rigid	Tilt in Space		Folding			
	Kuschall KSL	Action Ampla	Solara 3G	Rea Azalea Minor	Rea Azalea Max	Action 3 Junior	Freedom NXT
Seat Width (mm)	340 – 420	500 – 750	305 – 610	340 – 390	550 – 660	300 – 360	255 – 510
Seat Depth (mm)	375 – 475	460 – 510	305 – 560	380 – 450	530 – 600	200 – 360	305 – 510
Floor to Seat Ht (mm)	450 – 510	380 – 450	320 – 480	400 – 450	400 – 450	410 – 460	320 – 495
Max User Weight (kg)	100	300	113 – 118	75	180	80	91
Transport Weight (kg)	6.7	19.5	15	14.5	33	7.2	10



		ADULT			
		Rigid	Catalyst 5 VX	TIS Focus CR	TIS Folding Liberty FT
MANUAL CHAIRS		Catalyst 5			
Seat Width (mm)		360 – 560	360 – 560	360 – 610	360 – 560
Seat Depth (mm)		360 – 510	360 – 510	360 – 560	360 – 510
Floor to Seat Ht (mm)		Front 340 – 530 Rear 290 – 500	Front 340 – 530 Rear 290 – 510	340 – 520	330 – 510
Max User Weight (kg)		136 (STD) 158 (HD)	136 (STD) 158 (HD)	136 (STD) 181 (HD)	113
Features		Lightweight patented frame design, 7000 series aluminum, universal axel plate, dual interlocking cross braces, power x-hinge, Maxx performance spoke and WC-19 transit ap[roved.	All the features of the catalyst 5 but with redesigned axle plate and rear frame for 50mm center of gravity adjustment, and 127mm of rear seat height adjustment. New camber gives you an additional 4° of adjustment.	-5° – 50° Tilt range, single tilt mechanism, easy adjustment, power tilt, anti-tip feature, and adjustable height back with fold down stroller handles (allows for 30° – 270° range of motion)	0° – 20° Tilt range, lightweight folding chair, optional folding backrest for even smaller folded package for transport. Highly durable metal, angle adjustable fold down back, foot propulsion Modular design, with hemi wheel lock and transport wheels.

		ADULT / PAED		PAEDIATRIC	
		Rigid Rogue XP	Rigid Little Wave XP	Little Wave Flip XP	TIS Folding Little Wave Arc
MANUAL CHAIRS					
Seat Width (mm)		254 – 457	250 – 480	250 – 460	25 – 46
Seat Depth (mm)		254 – 508	250 – 410	300 – 510	30 – 51
Floor to Seat Ht (mm)		Front 342 – 520 Rear 292 – 508	Front 290 – 520 Rear 290 – 510	340 – 510	37 – 48
Max User Weight (kg)		90.72	75	75	75
Features		Durable ultra-lightweight frame structured for expansion to accommodate user growth, integrated swing-away armrests, adjustable dynamic 5th wheel, colour range for frame, accent, release cable and wheel	Lightweight rigid frame construction, easilyadjustable tower system, multi-adjustable flip-up footplate, in-frame expansion allows the chair to grow with the child, 5th wheel andmaxx performance spoke	Flat folding design, range of colour choices and spike designs, growth accustomed frame, attendant wheel lock, Height Adjustable T-Arm Low, Flip up Anti-Tips, Ergo and high pivot Folding Back, drum brake option, and self propelling axle.	Arc shaped roller guide system helps translate the center of gravity for tilt, lightweight, drum brakes, canopy, attendant wheel lock, and tilt options. Folding elements include: recline back, adjustable handle, height adjustable rigidizer bar.

Power-Assist Systems



Rehasense PAWS



Automatic lifting will connect you to driving position

Powerful, multifunction automatic headlamp

IP54 waterproof rating for puddles, rain and moisture

Traction Mode is useful for slippery surfaces or on slopes, from a stationary start

Walk Mode enables the speed to stay to a constant 4km/h

Forward/Reverse Mode



Driver Display shows driving data like speed, distance, time, power, driving mode and other settings

Two handlebar options to suit your needs: Standard Control or Tetra Controls

Tetra Controls allow you to drive with ease, even with diminished upper extremity strength and control



Automatic Clamps for effortless engaging



Cruise Control Mode allows the driving speed to be set without the need to hold the throttle in position



2 YEAR WARRANTY Device

1 YEAR WARRANTY Battery

Code	Description	Wheel Size	Maximum Speed	Range
WCA872100	PAWS City – Standard Hand Control	12"	10km/h	40km
WCA872110	PAWS City – Quad/Tetra Hand Control	12"	10km/h	40km
WCA872120	PAWS Cruiser – Standard Hand Control	16"	10km/h	40km
WCA872130	PAWS Cruiser – Quad/Tetra Hand Control	16"	10km/h	40km
WCA872140	PAWS Tourer – Standard Hand Control	20"	10km/h	40km
WCA872150	PAWS Tourer – Quad/Tetra Hand Control	20"	10km/h	40km

Rehasense PAWS – Accessories



Code	Description
1 WCA872200	Quad/Tetra Hand Control
2 WCA872210	Smart Air Inflator & Phone Battery Charger
3 WCA872220	Lithium Ion Battery Pack
3 WCA872230	Lithium Ion Battery Travel Pack
WCA872240	Side Lamp
4 WCA872260	Phone Holder w/ Manual Clamp
5 WCA872270	Basket Assembly
6 WCA872280	Bag for Basket Assembly



Smooov One by Alber

- Unobtrusive, high quality design
- Robust, rustproof housing and rustproof fork
- Integrated lithium ion battery pack for a range up to 20km, and speed of up to 10km/h

- Ergonomic carry handle
- USB-C socket to charge the control unit or smartphone



Code	Description	Overall Length	Overall Width	Overall Height	Product Weight
MWC449500	Smooov One by Alber	385mm	145mm	340mm	7.2kg



Alber E-Fix E35 & E36

- Lightweight and compact drive wheel add-on can be quickly removed from the wheelchair without the need for tools
- The modern, flat design of the control unit offers simple operation and perfect ergonomics.

- Range of up to 16km with 6.0 Ah battery pack
- Weight of the person of up to 120kg
- Electronic automatic charge and switch off mechanism



Code	Description	S.W.L
MWC449520	Alber E-Fix E35	120kg
MWC449525	Alber E-Fix E36	160kg

NDIS Item Code 05_122409171_0105_1_2



Alber Twion T24

- Easily transported in a car or on any public service
- Motor, electronics and battery pack integrated in the wheel hub, 24" Wheels
- Stub axle button made from stainless steel
- Patented EasyConnex charging plug uses magnetic force to automatically find the right plug position

- Lithium-ion batteries provide greater ranges and more charge cycles (up to 1,200)
- Small and handy battery charger
- Charges both batteries simultaneously, charge and switch-off mechanism
- Compatible with Twion mobility app



Code	Description	Speed	Range	Product Weight
MWC449510	Alber Twion T24	10km/h	20km	12.6kg

NDIS Item Code 05_122409171_0105_1_2



Light Drive²

- Instant installation
- Light and easily transportable
- Adapts to all wheelchairs
- Can be transported by plane (12Ah Lithium Battery)
- Removable

- Discreet and unobtrusive design
- Colour of your choice
- Tackles almost any terrain
- Indoors/outdoors
- Max. user weight: 120kg



Code	Description	Charging Time	Range	Product Weight
WCA858507	Light Drive² – Folding	5 – 6 hours	14 – 20km	4kg
WCA858512	Light Drive² – Rigid	5 – 6 hours	14 – 20km	4kg

NDIS Item Code 05_122409171_0105_1_2



Power Assist HD

- Comes with an easy-to use controller with speed dial, battery indicator and hand-controlled lever
- Compatible with manual wheelchairs with widths of 406-610mm

- Range up to 16km between charges
- Dual-wheel design for added traction and stability
- Maximum speed of up to 6.4km/h



Code	Description	Suits
WCA858511	Power Assist HD	Seat Widths 16" – 24"

DVA AP26



Power Assist

- Easily attaches directly on to manual wheelchairs
- Features an easy-to-use squeeze trigger mechanism
- Customisable speed settings
- Designed to work in conjunction with most

- wheelchairs with seat widths of 406 – 508mm
- Maximum speed of up to 5km/h



Code	Description	Suits
WCA858501	Power Assist	Seat Widths 16" – 20"

SmartDrive MX2+ Push Tracker



- Provides great freedom and power to manual chair users
- Ability to travel up hills and over thick carpet
- Lightweight and easy to hook on to manual wheelchairs
- PushTracker app available for iOS and Android devices
- Folding wheelchair compatibility – simply pull back on the spring-loaded flanges to quickly attach

- or remove your SmartDrive MX2
- PushTracker monitor with wristband allows easy tracking of day to day propulsion metrics – including push count, coast time, and more
- Includes battery and mounting hardware

Code	Description	Overall Length	Overall Width	Overall Height	Product Weight
WCA858508	Smart Drive MX2+ Push Tracker	389mm	141mm	242mm	5.7kg



iXpress

- Japanese designed and made, highly reliable electronics
- Selectable speeds for easy transitions between environments
- Easy to use ergonomic joystick controller
- Full function attendant control option with innovative glide to steer function

- Programmable for more individual needs
- Brush-less direct drive wheels add power to our manual wheelchairs
- The Powered Wheels are removable and can be replaced with standard wheels



Code	Description	Charging Time	Range	Product Weight
WCA858506	iXpress Power Add On (As per script)	3 hours	16km/h	17.4kg

DVA AP25



Xtender

- Reduces energy expenditure by as much as 45%
- Allows user to easily cover different types of terrain
- "Rollback" prevention for hill climb – maximises efficiency and reduces fatigue
- Downhill Speed Control ensures a smooth safe descent

- Quick release wheels allow for easy transition between manual and power assist
- Can accommodate difference in arm strength or hemiplegia with Hemi Assist Version



Code	Description	Charging Time	Range	Product Weight
MWC427310	Quickie Xtender Power Assist (As per script)	2.5 – 3 hours	15km	17kg

NDIS Item Code 05_122409171_0105_1_2

Wheelchair Backrests



Wheelchair Backrests

Lumbar Support



- Allows for customisable seating solutions and positioning abilities
- Accommodates postural deformities where needed, while still allowing optimal airflow delivered through the Fluid Flow™ channels
- Can be placed at any height in between the inner and outer cover of the Slingback
- Optimal airflow

- Designed for WheelAir Slingback
- Available in 6 sizes

WheelAir

Code	Description	Backrest Width
WCA841100	Lumbar Support – 290mm	290mm
WCA841110	Lumbar Support – 330mm	330mm
WCA841120	Lumbar Support – 360mm	360mm
WCA841130	Lumbar Support – 400mm	400mm
WCA841140	Lumbar Support – 420mm	420mm
WCA841150	Lumbar Support – 440mm	440mm

Slingback Cooling Backrest

WheelAir




- Equipped with the WheelAir airflow system and FluidFlow™ channel technology to control and stimulate ventilation across the backrest
- Designed to improve comfort and posture
- Helps regulate body temperature and improve thermal comfort, giving back control over daily heat generating activities and internal heat build-up all while promoting comfort and healthy skin
- Can be used with all types of wheelchairs that have velcro straps at the back, whether it is a rigid, folding chair or a light powerchair
- 6 airflow settings with silent airflow
- Wireless remote
- Low noise
- USB-C chargeable
- Machine washable removable cover
- Up to 27 hour battery life
- Available in 12 sizes

1 YEAR WARRANTY

Code	Description	Backrest Width	Backrest Height
PTB541400	SlingBack – Small – 290mm	290mm	730mm
PTB541410	SlingBack – Small – 330mm	330mm	730mm
PTB541420	SlingBack – Small – 360mm	360mm	730mm
PTB541430	SlingBack – Small – 400mm	400mm	730mm
PTB541440	SlingBack – Small – 420mm	420mm	730mm
PTB541450	SlingBack – Small – 440mm	440mm	730mm
PTB541460	SlingBack – Medium – 290mm	290mm	840mm
PTB541470	SlingBack – Medium – 330mm	330mm	840mm
PTB541480	SlingBack – Medium – 360mm	360mm	840mm
PTB541490	SlingBack – Medium – 400mm	400mm	840mm
PTB541500	SlingBack – Medium – 420mm	420mm	840mm
PTB541510	SlingBack – Medium – 440mm	440mm	840mm

Tension Adjustable Straps

WheelAir



- Easy-to-install support system to carry a canvas backrest or the WheelAir Slingback
- Offers thoracic stability and customisable backrest positioning
- Anti-slip fabric for extra security

- Customisable back contours
- Modular system
- One size fits all
- Max. user weight: 140kg

Code	Description
WCA841250	Tension Adjustable Strap – for Back

Care System

WheelAir



- Provides a fully customisable solution in partnership with seating manufacturers
- As a modular system, the clinician or technician can select the desired components and place the Fluid Flow™ channels wherever airflow, temperature, or humidity control is most needed

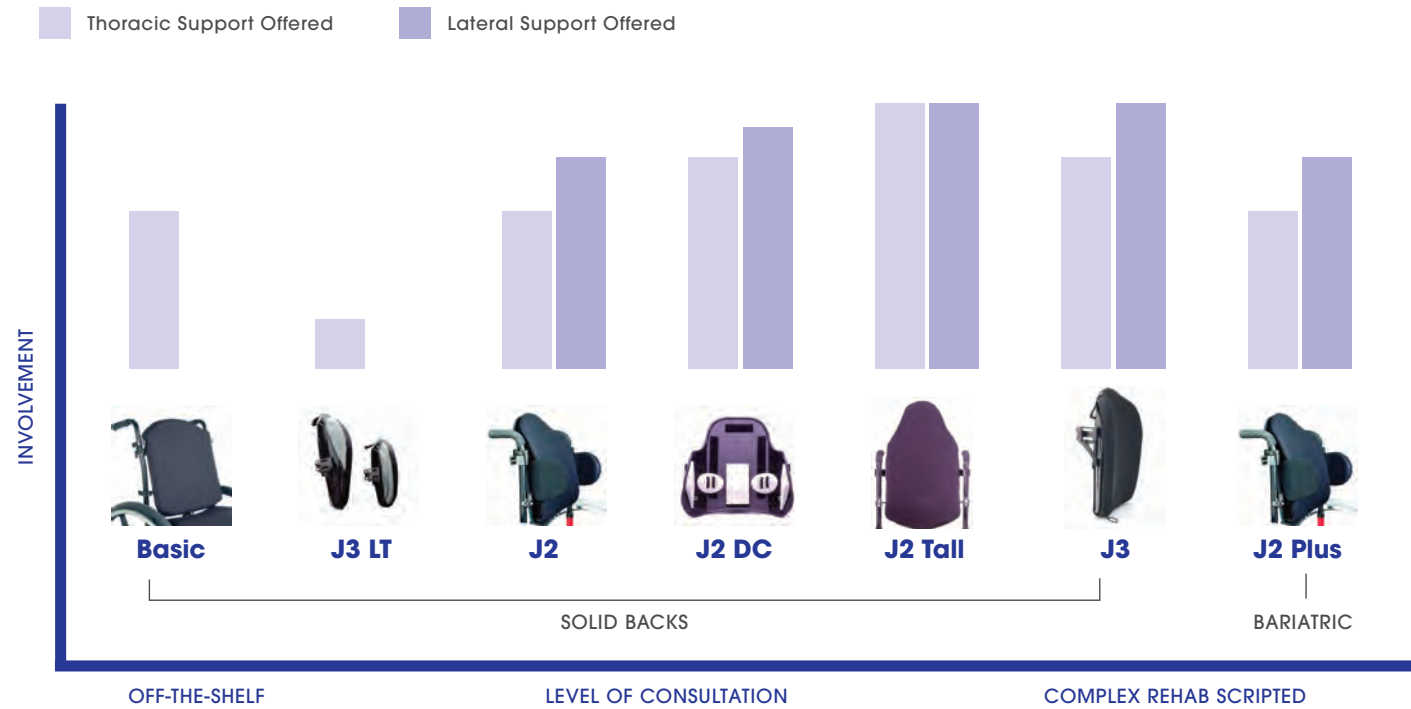
- Integrates in all seating systems
- 6 airflow settings with Silent airflow
- Up to 27 hours of battery life

Code	Description
PTC610000	Cushion – WheelAir – 16 x 16 x 2 inch
PTC610010	Cushion – WheelAir – 18 x 16 x 2 inch
PTC610020	Cushion – WheelAir – 18 x 18 x 2 inch
PTC610030	Cushion – WheelAir – 16 x 18 x 2 inch
PTC610040	Cushion – WheelAir – 18 x 20 x 2 inch
PTC610050	Cushion – WheelAir – 20 x 20 x 2 inch
PTC610060	Cushion – WheelAir – 16 x 16 x 4 inch
PTC610070	Cushion – WheelAir – 18 x 16 x 4 inch
PTC610080	Cushion – WheelAir – 18 x 18 x 4 inch
PTC610090	Cushion – WheelAir – 16 x 18 x 4 inch
PTC610100	Cushion – WheelAir – 18 x 20 x 4 inch
PTC610110	Cushion – WheelAir – 20 x 20 x 4 inch

Cushion – WheelAir – Custom (as per script)

NDIS Item Code 05_043303511_0103_1_2

Sunrise Medical - JAY Backrests Overview



SPECIFIC APPLICATIONS:

JAY CARE – 39° of angle adjustment to accommodate a kyphotic posture; J2 PLUS – 295kg weight capacity



Jay J2 with lateral supports

Note: The J2 is available in a wide range of sizes. Common sizes only are shown in the table. For sizes outside of the codes displayed, please contact your Aidacare Complex Rehab. Consultant.

*Chair width dimensions are taken inside back canes.

All models include

- Lumbar Shims
- Jay AirExchange cover
- Universal mounting hardware



JAY - J2 Tall Backrest

- Designed for the client who has minimal to moderate postural needs that may change over time
- The lightweight contoured aluminium shell and contoured foam insert along with 15° of tilt and height adjustability replace the standard wheelchair back upholstery
- J2 provides excellent posterior pelvis stabilisation and posterior thoracic support
- The J2 also has multiple compatible options such as swing-away lateral supports, offset hardware kits and fluid pads to reduce spinal pressure points
- Contoured foam insert distributes pressure over wider area to increase comfort and reduce the risk of skin breakdown

S.W.L 113KG

2 YEAR WARRANTY Backrest

6 MONTH WARRANTY Cover

Code	Chair Width*	Backrest Width	Backrest Height
PTB532260	11 – 13"	12"	12.5"
PTB532265	12 – 14"	13"	13"
PTB532270	13 – 15"	14"	14.5"
PTB532310	15 – 17"	16"	16.5"
PTB532330	16 – 18"	17"	16.5"
PTB532350	17 – 19"	18"	16.5"
PTB532370	18 – 20"	19"	16.5"
PTB532390	19 – 20"	20"	17.5"

JAY - BASIC Backrest



Jay BASIC – pictured mounted

Note: Common sizes only are shown in the table. For sizes outside of the codes displayed, please contact your Aidacare Complex Rehab. Consultant.

Note: Each width size is available in a short (16", med (18") or Long (20").

*Chair width dimensions are taken inside back canes.

All models include

- Jay AirExchange cover
- Mounting hardware – Strap or Clamp

- Designed for the client with mild postural needs the JAY BASIC backrest replaces existing wheelchair upholstery and provides rigidity to the chair
- An off-the-shelf product, the JAY BASIC backrest is easily attached to wheelchair uprights with the mounting hardware included with the backrest
- The backrest can be reclined up to 8° and has three height positions to better tailor the solution to the user
- The backrest has a lightweight aluminium shell with a soft foam insert and breathable AirExchange cover



Code	Chair Width*	Backrest Width	Backrest Height	Warranty
PTB532503	13 – 15"	14"	18"	2 Years (6mths on cover)
PTB532504	15 – 17"	16"	20"	2 Years (6mths on cover)
PTB532510	17 – 19"	18"	18"	2 Years (6mths on cover)
PTB532505	19 – 21"	20"	18"	2 Years (6mths on cover)

JAY - ZIP Backrest



Note: Common sizes only are shown in the table. For sizes outside of the codes displayed, please contact your Aidacare Complex Rehab consultant.

*Chair width dimensions are taken inside back canes.

All models include

- X-static® silver thread stretch cover
- Universal mounting hardware

- Designed specifically to provide posterior and mild lateral thoracic support for active kids aged 2 to 15 years of age.
- The contour shapes vary by size, designed to accommodate the unique shapes of clients of each width. The Zip's extra soft foam provides superior immersion for children's lower weights.
- Versatile hardware offers 3" of depth adjustment and 1" of width adjustment to accommodate kids' rapid growth. Its 40° of angle adjustability helps to improve visual orientation and function.
- The Zip features an innovative, dual-cover system. The inner cover is water-resistant and easy to wipe off and clean, while its Aqua-guard zipper and anti-wicking thread protect the foam from fluids. The machine-washable, stretch outer cover utilises naturally anti-microbial, silver-impregnated X-static® fiber.



Code	Chair Width*	Backrest Width	Backrest Height	Warranty
PTB533844	9 – 11"	10"	10"	2 Years (6mths on cover)
PTC585194*	11 – 13"	12"	8"	2 Years (6mths on cover)
PTB533847	11 – 13"	12"	10"	2 Years (6mths on cover)
PTB533845	11 – 13"	12"	12"	2 Years (6mths on cover)
PTB533848	13 – 15"	14"	12"	2 Years (6mths on cover)

* NDIS Item Code 05_043303511_0103_1_2

JAY - Care Backrest



- Designed to accommodate a client who has a fixed kyphotic, the JAY-CARE backrest provides solid back support to accommodate and slow-down back deformity
- The contoured design and 39° angle adjustability help further accommodate the multiple needs of the kyphotic client and make the JAY-CARE suitable to a client who has changing postural needs over time
- Provides mild to moderate lateral support through the built-in lateral contour of the shell
- Optional foam wedges provide for a more customised fit
- All models include: Jay AirExchange cover and universal mounting hardware



Code	Chair Width*	Backrest Width	Backrest Height	Warranty
PTB532530	15 – 16"	16"	16.5"	2 Years (6mths on cover)
PTB532520	17 – 18"	18"	17.25"	2 Years (6mths on cover)
PTB532515	19 – 20"	20"	19"	2 Years (6mths on cover)



- 1 Adjustable posterior/lateral pelvic shims help stabilise the pelvis.
- 2 Adjustable posterior pelvic support contours the foam and positions the pelvis.
- 3 Adjustable lateral support shims gently hug the body for increased trunk stability.

Note: The J2 DC is available in a wide range of sizes. Common sizes only are shown in the table. For sizes outside of the codes displayed, please contact your Aidacare Complex Rehab. Consultant.

*Chair width dimensions are taken inside back canes.



JAY - J2 Deep Contour Backrest



- Designed for the client who has moderate postural needs who needs a lightweight, easy-to-use back support that provides both pelvic and trunk positioning
- Multiple positioning accessories; height adjustability and tilt of up to 15° allow the J2 DC backrest to alter in accordance with the client's changing needs over time
- Deep lateral walls provide excellent lateral trunk stability whilst the shape and size of the backrest minimises upper limb interference and don't compromise seat depth

All models include

- Jay AirExchange cover
- Universal mounting hardware
- 2 lateral support wedges
- 2 posterior pelvic supports

S.W.L 113KG

2 YEAR WARRANTY Backrest

6 MONTH WARRANTY Cover

Code	Chair Width*	Backrest Width	Backrest Height
PTB532180	13 – 15"	14"	18"
PTB532190	14 – 16"	15"	19"
PTB532200	15 – 17"	16"	19"
PTB532210	16 – 18"	17"	19"
PTB532220	17 – 19"	18"	19"
PTB532230	18 – 20"	19"	19"
PTB532240	19 – 21"	20"	19"



JAY - J2 Deep Contour Backrest



The Jay-J3 series of backrests are highly customisable to suit your client's needs. Customisations cover 5 spectrums: (1) Contour Depth; (2) Level of Support; (3) Back Support Height; (4) Backrest Width; (5) Mounting Hardware.

Various options within each spectrum create an enormously flexible package.

We strongly recommend that you consult with your Aidacare Complex Rehab team member for any inquiries relating to these cushions.

- The J3 Back is dedicated to eliminating compromises when different products are bundled. J3 ensures compatibility between solutions by encompassing a huge array of options within the one range
- The J3 Back features one of the widest ranges of available accessories including multiple lateral sizes, Spine-Align positioning components, Whitmyer® headrests, Comfort Fit® chest straps and trunk straps
- Every J3 back features special new spacer fabric upholstery designed to wick moisture away from the skin and circulate air flow throughout the cover
- 135kg capacity on standard models and 225kg in models over 22"
- The J3 back provides up to 22° of back angle adjustment with minimal to zero loss of seat depth. This is especially helpful for individuals with postural deformities who may require more extreme angles
- Fitting the back to the user not the user to the back is the goal of the Spine-Align Posture Conforming system. This is accomplished by combining a wide range of individual foam components to create unique shapes that optimise postural support, evenly distribute pressure and maximise function. Velcro strips attach to each shape so they can be placed into hundreds of configurations. The flexibility of the system is endless

JAY - Focus Point Backrest



- Designed for the client who has moderate to high postural needs who needs an easy-to-use back support that provides both posterior pelvic and lateral positioning that will change over time
- The Jay Focus Point is a 3 piece backrest featuring a reinforced contoured aluminium shell, multi-adjustable lateral wings and a pelvic wedge for additional posterior pelvic support
- Featuring back height adjustment of 4"; forward tilt (20°); rear tilt (45°); and multiple optional positioning supports, the JAY Focus Point provides the flexibility to adapt to the changing needs of the client

- The shape of the JAY Focus Point minimises upper limb interference

All models include

- Universal mounting hardware
- 3 piece cover

S.W.L 113KG

2 YEAR WARRANTY Backrest

6 MONTH WARRANTY Cover

Code	Chair Width*	Backrest Width*	Backrest Height
PTB532685	14 – 15"	14 – 15"	14"
PTB532686	14 – 15"	14 – 15"	17"
PTB532690	16 – 17"	16 – 17"	15"
PTB532700	16 – 17"	16 – 17"	18"
PTB532710	18 – 19"	18 – 19"	16"
PTB532720	18 – 19"	18 – 19"	19"
PTB532724	20 – 21"	20 – 21"	17"
PTB532725	20 – 21"	20 – 21"	20"

Note: Each size group is available as a Regular or Tall

Note: The JAY Focus Point is available in a wide range of sizes. Common sizes only are shown in the table. For sizes outside of the codes displayed, please contact your Aidacare Complex Rehab. Consultant.

*Chair width dimensions are taken inside back canes.



J3 Contour Depth Profile

Depth: 2.2"

Depth: 3"

Depth: 6"

J3 Range of Trunk Support

Posterior Deep, Posterior Deep Contour, Shoulder Height, Upper Thoracic, Mid Thoracic, Lower Thoracic

JAY - J3 Plus Backrest



- Designed to specifically address the pelvic and trunk stability needs of the bariatric client, the new J3 Plus Backrest* features an optional lower vanity shell extension that can pivot to accommodate redundant tissues, allowing proper positioning without interference.
- Accommodating up to 227 lbs. in widths of up to 26", the J3 Plus Backs are available with either TH 2-point or FS 4-point hardware and features a 2.2" deep contour to provide for non-restricted movement.

All models include

- Jay AirExchange cover
- Universal mounting hardware

S.W.L 294KG

Code	Description	Warranty
PTB532160	JAY - J3 Plus Backrest, 20-23in, 0°	2 Years (6mths on cover)
PTB532170	JAY - J3 Plus Backrest, 20-23in with Headrest	2 Years (6mths on cover)



Dreamline Ignite Series Backrest



- Comes in lightweight carbon fibre or aluminium with multiple depth and height options
- Dual layer foam cushion, in combination with Bubble Technology, maximises immersion and air exchange yet reduces vibration for a comfortable ride.
- FLO2™ 4-way stretch cover utilises an engineered warp knit design to naturally facilitate moisture wicking and air exchange, helping to keep users cool and comfortable.
- Highly adjustable compact U2 hardware is 35% lighter and maintains its full adjustability. Option of 2 or 4-Point Fixed or Quick Release, Compact or Standard.
- The open curvature encourages a mid-line posture whilst the closed lateral angle provides trunk stability.
- Includes a series of BAC positioning pads, lumbar pad and a pair of wide and narrow wedges.
- Fully reversible with optional lateral supports to accommodate most postural asymmetries.



Description	Contour	Width	Height	Depth	Angle	Laterals	Headrest Mount
Ignite – Aluminium	Active – 2"	14 – 20"	7 – 20"	5"	30° – 60°	Swing Away	Yes
Ignite – Aluminium	Mid – 4"	14 – 20"	7 – 20"	5"	30° – 60°	Fixed Integrated	Yes
Ignite – Aluminium	Deep – 6"	14 – 20"	7 – 20"	5"	30° – 60°	Fixed Integrated	Yes
Ignite Pro – Carbon fibre	Active – 2"	14 – 20"	7 – 13"	5"	30° – 60°	Swing Away	No
Ignite Pro – Carbon fibre	Mid – 4"	14 – 20"	7 – 13"	5"	30° – 60°	Adjustable Integrated	No
Ignite Pro – Carbon fibre	Deep – 6"	14 – 20"	7 – 13"	5"	30° – 60°	Adjustable Integrated	No



Dreamline Contour Backrest



- The Dreamline CONTOUR backrest's signature BUBBLE contour improves immersion, enabling the backrest to closely match the contours of the body
- A central channel relieves pressure along the spinal column
- Carefully constructed with foam by bonding high resilience foam to a high density, impact absorbing, visco-elastic overlay to provide maximum support
- Strategically positioned ventilation holes in the foam and backrest shell, provide excellent air exchange
- Additional Polymer Gel inserts are available on request as a modification



Fixed Code	Quick Release Code	Chair Width	Backrest Width	Backrest Height
PTB538700	PTB538900	8"	7"	10"
PTB538710	PTB538910			12"
PTB538720	PTB538920	10"	9"	12"
PTB538730	PTB538930			14"
PTB538740	PTB538940	12"	11"	14"
PTB538750	PTB538950			16"
PTB538760	PTB538960			18"
PTB538770	PTB538970			16"
PTB538780	PTB538980	14"	13"	18"
PTB538790	PTB538990			20"
PTB538800	PTB539000	16"	15"	18"
PTB538810	PTB539010			20"
PTB538820	PTB539020			22"
PTB538830	PTB539030			18"
PTB538840	PTB539040	18"	17"	20"
PTB538850	PTB539050			22"
PTB538860	PTB539060	20"	19"	18"
PTB538870	PTB539070			20"
PTB538880	PTB539080			22"

Custom sizes also available on request



Dreamline Support Backrest



- The Dreamline SUPPORT backrest is designed as a platform for attaching supports such as swingaway laterals and harnesses for the high needs user
- Can be upgraded to include the BAC System
- Aluminium shell with multiple holes for attachment points improve air-exchange
- The backrest inner has channels and holes for improved air-exchange and conformability
- A medium density slim foam core for excellent upper trunk support is overlaid with Sunmate viscoelastic foam for long term comfort and enhanced immersion



Fixed Code	Quick Release Code	Chair Width	Backrest Width	Backrest Height
PTB539100	PTB539400	8"	7"	10"
PTB539110	PTB539410			12"
PTB539120	PTB539420	10"	9"	12"
PTB539130	PTB539430			14"
PTB539140	PTB539440	12"	11"	14"
PTB539150	PTB539450			16"
PTB539160	PTB539460			18"
PTB539170	PTB539470			14"
PTB539180	PTB539480	14"	13"	16"
PTB539190	PTB539490			18"
PTB539200	PTB539500	16"	15"	20"
PTB539210	PTB539510			16"
PTB539220	PTB539520			18"
PTB539230	PTB539530			20"
PTB539240	PTB539540	18'	17'	22"
PTB539250	PTB539550			18"
PTB539260	PTB539560	20"	19"	20"
PTB539270	PTB539570			22"
PTB539280	PTB539580	20"	19"	18"
PTB539290	PTB539590			20"
PTB539300	PTB539600			22"

Custom sizes also available on request



Dreamline S3 Backrest



- The S3 backrest is a thick comfortable option due to its "cube cut" soft foam that gently moulds to the end user
- The S3 backrest is designed for individuals with minimal positioning needs
- The addition of the BAC System allows the S3 to address postural asymmetries while still providing the highest level of comfort



Code	Chair Width	Backrest Width	Backrest Height
PTB539700	8"	7"	10"
PTB539710			12"
PTB539720	10"	9"	12"
PTB539730			14"
PTB539740	12"	11"	14"
PTB539750			16"
PTB539760			18"
PTB539770			14"
PTB539780	14"	13"	16"
PTB539790			18"
PTB539800	16"	15"	20"
PTB539810			16"
PTB539820			18"
PTB539830			20"
PTB539840	18'	17'	22"
PTB539850			18"
PTB539860	20"	19"	20"
PTB539870			22"
PTB539880	20"	19"	18"
PTB539890			20"
PTB539900			22"

Custom sizes also available on request





Custom sizes also available on request



Dreamline BAC System

- The BAC (Backrest Advanced Contour) System can be retro fitted to any Dreamline SUPPORT or S3 backrest as an upgrade enabling accurate asymmetrical contouring for high needs users
- Consists of multiple pads which can be layered in any position or orientation on the backrest to match the user
- 4-way stretch cover provides limitless build possibilities

- Positioning pads are small for better accuracy, may be rotated to any angle and positioned anywhere on the rigid inner shell
- 10 extra BAC positioning pads are supplied with each backrest

S.W.L 135KG **2 YEAR WARRANTY**

Code	Chair Width	Backrest Width	Backrest Height
PTB540400	8"	7"	10"
PTB540410			12"
PTB540420	10"	9"	12"
PTB540430			14"
PTB540440	12"	11"	12"
PTB540450			14"
PTB540460			16"
PTB540470			18"
PTB540480	14"	13"	14"
PTB540490			16"
PTB540500			18"
PTB540510			20"
PTB540520	16"	15"	16"
PTB540530			18"
PTB540540			20"
PTB540550			22"
PTB540560	18"	17"	18"
PTB540570			20"
PTB540580			22"
PTB540590	20"	19"	18"
PTB540600			20"
PTB540610			22"



Custom sizes also available on request



Dreamline STX

- Multiple pillows of viscoelastic foam which may be layered in any orientation to match the user
- Outer breathable cover, inner cover contains positioning pillows to create a zone for therapists
- Multiple Sunmate cluster packs attach to the inner pad, while visco-elastic foam inside pillows mould

- to the end-user's body shape
- Comfort and positioning of asymmetrical postures

S.W.L 135KG **2 YEAR WARRANTY**

Code	Chair Width	Backrest Width	Backrest Height
PTB540100	8"	7"	10"
PTB540110			12"
PTB540120	10"	9"	12"
PTB540130			14"
PTB540140	12"	11"	14"
PTB540150			16"
PTB540160			18"
PTB540170			14"
PTB540180	14"	13"	16"
PTB540190			18"
PTB540200			20"
PTB540210			16"
PTB540220	16"	15"	18"
PTB540230			20"
PTB540240			22"
PTB540250	18"	17"	18"
PTB540260			20"
PTB540270			22"
PTB540280	20"	19"	18"
PTB540290			20"
PTB540300			22"



Vigour Lo Back Support

New invertible shell design means the Vigour Lo can be used either way up on the wheelchair. Sacral and lumbar height support allowing unrestricted upper body range of movement. Designed for the individual who requires:

- A solid back support with the ability to self-propel
- Improved spinal and pelvic positioning whilst maintaining propelling efficiency
- Minimal postural support
- For clients that have mild torso asymmetries
- Approx. Vigour Lo weight is from 0.8 to 1.5kg

Code	Chair Width	Backrest Width	Backrest Height	S.W.L	Wty.
PTB535014	10"	9"	6"	90kg	2 years
PTB535022	11"	10"		90kg	2 years
PTB535030	12"	11"	7"	90kg	2 years
PTB535038	13"	12"		90kg	2 years
PTB535046	14"	13"	8"	90kg	2 years
PTB535054	15"	14"		90kg	2 years
PTB535062	16"	15"	10"	160kg	2 years
PTB535070	17"	16"		160kg	2 years
PTB535078	18"	17"	11"	136kg*	2 years
PTB535086	19"	18"		136kg*	2 years
PTB535094	20"	19"		136kg*	2 years

*180kg with Heavy-Duty Brackets



Vigour Mid Back Support

Lightweight and designed for efficient propelling, with scapular subtractions for unimpeded arm function. Designed for the individual who requires:

- A solid back support with the ability to self-propel
- Improved spinal and pelvic positioning whilst maintaining propelling efficiency
- Minimal to moderate postural support
- In combination with lateral supports offers exceptional trunk and thoracic stability
- For clients that have mild torso asymmetries
- Approx. Vigour Mid-weight is from 0.9 to 2.5kg

Code	Chair Width	Backrest Width	Backrest Height	S.W.L	Wty.
PTB535016	10"	9"	10"	90kg	2 years
PTB535024	11"	10"		90kg	2 years
PTB535032	12"	11"	12"	90kg	2 years
PTB535040	13"	12"		90kg	2 years
PTB535048	14"	13"	14"	90kg	2 years
PTB535056	15"	14"		90kg	2 years
PTB535064	16"	15"	16"	160kg	2 years
PTB535072	17"	16"		136kg*	2 years
PTB535080	18"	17"	17"	136kg*	2 years
PTB535088	19"	18"		136kg*	2 years
PTB535096	20"	19"		136kg*	2 years

*180kg with Heavy-Duty Brackets



Vigour Hi Back Support

Solid full height back support available in three heights for maximum trunk and shoulder support. Designed for the individual who requires:

- A solid back support
- Minimal to moderate postural support
- Improved spinal and pelvic positioning whilst maintaining propelling efficiency
- In combination with lateral supports offers exceptional trunk and thoracic stability
- Approx. Vigour Hi weight is from 1 to 3.3kg
- Height adjustment option

Code	Chair Width	Backrest Width	Backrest Height	S.W.L	Wty.
PTB535018	10"	9"	14"	90kg	2 years
PTB535020			16"	90kg	2 years
PTB535026	11"	10"	14"	90kg	2 years
PTB535028			16"	90kg	2 years
PTB535034	12"	11"	16"	90kg	2 years
PTB535036			18"	90kg	2 years
PTB535042	13"	12"	16"	90kg	2 years
PTB535044			18"	90kg	2 years
PTB535050	14"	13"	18"	90kg	2 years
PTB535052			20"	90kg	2 years
PTB535058	15"	14"	18"	90kg	2 years
PTB535060			20"	90kg	2 years
PTB535066	16"	15"	20"	136kg*	2 years
PTB535068			23"	136kg*	2 years
PTB535074	17"	16"	20"	136kg*	2 years
PTB535076			23"	136kg*	2 years
PTB535082	18"	17"	20"	136kg*	2 years
PTB535084			23"	136kg*	2 years
PTB535090	19"	18"	20"	136kg*	2 years
PTB535092			23"	136kg*	2 years
PTB535098	20"	19"	20"	136kg*	2 years
PTB535100			23"	136kg*	2 years

*180kg with Heavy-Duty Brackets

Mantaray Back Support



- A lightweight solid aluminium back support to support minimal deformities or stability needs, with quick-release hardware
- Minimal to moderate postural support, for mild-moderate torso asymmetries
- Greater functionality as there is minimal hardware between the client and the lateral supports
- Slick and non-obtrusive, provides right amount of spine and lateral stability for different postural needs
- Fully adjustable and repositionable lateral 'wings' means that the therapist/clinician can ensure the right support in the right place for the user
- Improved trunk/pelvic positioning whilst maintaining propelling efficiency
- Minimal contouring, and includes positioning kit for further postural enhancements

2 YEAR WARRANTY

Code	Chair Width	Backrest Height	S.W.L
PTB535200	12"	16"	90kg
PTB535202	13"	16"	90kg
PTB535204	14"	18"	90kg
PTB535206	15"	18"	90kg
PTB535208	16"	20"	136kg*
PTB535210	17"	20"	136kg*
PTB535212	18"	20"	136kg*
PTB535214	19"	20"	136kg*
PTB535216	20"	20"	136kg*

*180kg with Heavy-Duty Brackets

Note: For sizes outside of the codes displayed, please contact your Aidacare Complex Rehab. consultant. (Refer to: Complex Rehab. Overview on pg. 10)



SuperShape Back Support



- The SuperShape Back Support is designed for the individual who:
 - Has complex postural needs, significant spinal or trunk asymmetries or protruding skeletal prominences
 - Risks skin breakdown and has pressure care requirements
 - Requires greater immersion into back support for stability and comfort
- Expansion fabric cover that allows all kind of contouring without compromising skin protection
- Pressure reducing foam surface layer to absorb bony prominences
- Triple-layered cube contouring cell system provides configurations for a perfect fit and shape for the client
- Customisation to contouring are performed on-the-spot, as many times as you want
- Modular componentry means you can 'mix and match' with different lateral pad options and positioning supports
- Deep contour solution which offers exceptional contact to contoured areas of the body

2 YEAR WARRANTY

Code	Chair Width	Backrest Width	Backrest Height	S.W.L
PTB535374	10"	9"	12"	90kg
PTB535376			14"	90kg
PTB535378			16"	90kg
PTB535380	12"	11"	12"	90kg
PTB535382			14"	90kg
PTB535384			16"	90kg
PTB535386	14"	13"	18"	90kg
PTB535388			14"	90kg
PTB535390			16"	90kg
PTB535392	15"	14"	18"	90kg
PTB535394			20"	90kg
PTB535396			14"	90kg
PTB535398	16"	15"	16"	90kg
PTB535400			18"	90kg
PTB535402			20"	90kg
PTB535404	18"	17"	16"	136kg*
PTB535406			18"	136kg*
PTB535408			20"	136kg*
PTB535410			23"	136kg*

*180kg with Heavy-Duty Brackets

Code	Chair Width	Backrest Width	Backrest Height	S.W.L
PTB535412	17"	16"	16"	136kg
PTB535414			18"	136kg
PTB535416			20"	136kg
PTB535418	18"	17"	23"	136kg
PTB535420			16"	136kg
PTB535422			18"	136kg
PTB535424	19"	18"	20"	136kg
PTB535426			23"	136kg
PTB535428			16"	136kg
PTB535430	20"	19"	18"	136kg
PTB535432			20"	136kg
PTB535434			23"	136kg
PTB535436	19"	18"	16"	136kg
PTB535438			18"	136kg
PTB535440			20"	136kg
PTB535442			23"	136kg



Rectangular Back Support

Fits between wheelchair canes



T-shape Back Support

Sits in front of wheelchair canes



Height-Adjustable option available

Note: For sizes outside of the codes displayed, please contact your Aidacare Complex Rehab. consultant. (Refer to: Complex Rehab. Overview on pg. 10)



Spex Adjustable Back Supports



- Easily solve upper torso needs for most wheelchair users with the Spex exceptional upholstery section. Incorporates Spex contouring cube system to allow on-the-spot customisations for torso comfort and asymmetry needs.
- Rectangle shape style fits between the wheelchair canes, while T shape sits in front of the wheelchair canes. New Surface style also sits in front of the canes and gives greater support in the shoulder and pelvic areas.
- Effortless customisations
- On-the-spot adaptations for changing postural needs
- Instant results
- Cubes can be removed and added at any time
- Contouring doesn't move or slip out of adjustment
- Additional contouring support wedges can be used to further enhance the degree of contouring.

2 YEAR WARRANTY

Rectangular Shape Code	Tshape Code	Chair Width	Backrest Width	Backrest Height	S.W.L
PTB535226	PTB535228	10"	9"	12"	90kg
PTB535230	PTB535232			14"	90kg
PTB535234	PTB535236			16"	90kg
PTB535238	PTB535240	11"	10"	12"	90kg
PTB535242	PTB535244			14"	90kg
PTB535246	PTB535248			16"	90kg
PTB535250	PTB535252	12"	11"	14"	90kg
PTB535254	PTB535256			16"	90kg
PTB535258	PTB535260			18"	90kg
PTB535262	PTB535264	13"	12"	14"	90kg
PTB535266	PTB535268			16"	90kg
PTB535270	PTB535272			18"	90kg
PTB535274	PTB535276	14"	13"	16"	90kg
PTB535278	PTB535280			18"	90kg
PTB535282	PTB535284			20"	90kg
PTB535286	PTB535288	15"	14"	16"	90kg
PTB535290	PTB535292			18"	90kg
PTB535294	PTB535296			20"	90kg
PTB535298	PTB535300	16"	15"	18"	136kg*
PTB535302	PTB535304			20"	136kg*
PTB535306	PTB535308			23"	136kg*
PTB535310	PTB535312	17"	16"	18"	136kg*
PTB535314	PTB535316			20"	136kg*
PTB535318	PTB535320			23"	136kg*
PTB535322	PTB535324	18"	17"	18"	136kg*
-	PTB535328			20"	136kg*
PTB535330	PTB535332			23"	136kg*
PTB535334	PTB535336	19"	18"	18"	136kg*
PTB535338	PTB535340			20"	136kg*
PTB535342	PTB535344			23"	136kg*
PTB535346	PTB535348	20"	19"	18"	136kg*
PTB535350	PTB535352			20"	136kg*
PTB535354	PTB535356			23"	136kg*

*180kg with Heavy-Duty Brackets



Create shapes, contours and comfort with the Spex and SuperShape padded pocket cell system.

General Wheelchair Accessories



Gel Knee Protector Buttons



- Provide a soft surface to protect the users knees from bumping against legrests
- Attach to the inside of the legrests on a wheelchair
- Includes mounting hardware



Code	Description
PTA508800	Gel Knee Protector Buttons – (3.18) Swing Away Legrests
PTA508820	Gel Knee Protector Buttons – (3.18) Elevating Legrests
PTA508810	Gel Knee Protector Buttons – (1.98) Swing Away Legrest
PTA508830	Gel Knee Protector Buttons – (1.98) Elevating Legrest

NDIS Item Code 03_120000911_0105_1_1

Gel Armrest Pads



- These gel armrest pads are designed to offer the ultimate in comfort and protection to the elbows and wrists
- Incorporating a latex-free, solid gel these armrest pads have a durable neoprene nylon surface
- Additionally they offer the ultimate in comfort, making them the best in interface products.



Code	Description	Width	Length
PTA508350	Gel Armrest Pads (Pair) 10"	88.9mm	254mm
PTA508400	Gel Armrest Pads (Pair) 12"	88.9mm	304.8mm
PTA508425	Gel Armrest Pads (Pair) 14"	88.9mm	355.6mm
PTA508450	Gel Armrest Pads (Pair) 16"	88.9mm	406.4mm

NDIS Item Code 03_120000911_0105_1_1

Calf Panel



- Aeromesh fabric allows for air circulation and provides comfortable support surface
- Designed to attach to legrest hangers of wheelchairs for lower leg support
- Limited Lifetime Warranty



Code	Description	Length
WCA860459	Calf Panel – Small (Fits 12"-15" Seat Width)	800mm
WCA860461	Calf Panel – Med. (Fits 15"-19" Seat Width)	900mm
WCA860463	Calf Panel – Large (Fits 19"-22" Seat Width)	1000mm

Gel And Foam Footplate Protector Covers



- Designed to fit over existing footplates on a wheelchair
- Highly efficient at distributing pressure thereby avoiding harmful pressure-related problems

Code	Description	Size
PTA508600	Gel Covers (Pair)	203.2 x 152.4mm
PTA508610	Gel Covers w/ Adhesive Back (Pair)	203.2 x 152.4mm
PTA508615	Gel Single Piece Cover	279.4 x 228.6mm

NDIS Item Code 03_120000911_0105_1_1

Wheelchair Tray



- A perspex tray to suit most model power wheelchairs
- It features a unique swing away bracket that allows the tray to be out of the way during transfers

Code	Description	Fits Chair Width
MSP419310	Power Wheelchair Tray	16"
MSP419320	Power Wheelchair Tray	18"
MSP422470	Power Wheelchair Tray	20"

NDIS Item Code 05_181024111_0105_1_2

Calf Strap



- Aeromesh fabric allows for air circulation and provides comfortable support strap for legs
- Designed to attach to legrest hangers of wheelchairs for lower leg support
- Limited Lifetime Warranty

Code	Description	Length
WCA860464	Calf Strap – Small (Fits 13"-15" Seat Width)	800mm
WCA860465	Calf Strap – Med. (Fits 15"-18" Seat Width)	900mm
WCA860466	Calf Strap – Large (Fits 18"-22" Seat Width)	1000mm

General Wheelchair Accessories

Pelvic Positioning Belt with Metal Push Button 2 Point



- Two points of attachment to wheelchair
- Suitable for supporting users with low tone or weakness
- Metal push button for secure fit
- Single pull strap for convenient adjustment
- Limited Lifetime Warranty

Code	Description
WCA860117	Centre Pull 2 Point – XS Frame Saver Flat Mount
WCA860125	Centre Pull 2 Point – Medium Frame Saver Flat Mount
WCA860129	Centre Pull 2 Point – Large Frame Saver Flat Mount

Push Button Security Cover



- Durable covers snap securely onto metal push-button buckles
- Limits user access to release the belt
- Opens instantly with a pen tip
- Limited Lifetime Warranty

Code	Description
WCA860412	Security Cover for 1 – 1/2" Buckles
WCA860413	Security Cover for 2" Buckles

Pelvic Positioning Belts with Rehab Latch 2 Point



- Two points of attachment, suitable for supporting users with low tone or weakness
- Rehab latch for easy latch release, single pull strap for convenient adjustment
- Limited Lifetime Warranty

Code	Description
WCA860169	Centre Pull 2 Point – Small Frame Saver Flat Mount
WCA860173	Centre Pull 2 Point – Medium Frame Saver Flat Mount
WCA860177	Centre Pull 2 Point – Large Frame Saver Flat Mount

Pelvic Positioning Belt with Metal Push Button 4 Point



- Four points of attachment to the wheelchair
- Holds pelvis more aggressively for situations when user has a lot of movement
- Metal push button for secure fit
- Single pull strap for convenient adjustment
- Limited Lifetime Warranty

Code	Description
WCA860229	Centre Pull 4 Point – XS Frame Saver Flat Mount
WCA860233	Centre Pull 4 Point – Small Frame Saver Flat Mount
WCA860237	Centre Pull 4 Point – Medium Frame Saver Flat Mount
WCA860241	Centre Pull 4 Point – Large Frame Saver Flat Mount

Leg Harness



- Holds each leg at the inner thigh providing efficient resistance to pelvic rotation and obliquity, no pressure on the bladder
- Convenient pull straps for adjustment
- Limited Lifetime Warranty

Code	Description
WCA860419	Small 230mm (Fits 8" – 11" Seat Width)
WCA860420	Medium 330mm (Fits 11" – 14" Seat Width)
WCA860421	Large 380mm (Fits 14" – 16" Seat Width)

Pelvic Positioning Belt Non Padded 2 Point



- Non padded pelvic positioning belt
- Secure metal push button attachment
- Single pull strap for adjustment
- Limited Lifetime Warranty

Code	Description
WCA860361	Centre Pull 2 Point – Med. Frame Saver Flat Mount
WCA860365	Centre Pull 2 Point – Large Frame Saver Flat Mount

Pelvic Positioning Belt with Rehab Latch 4 Point



- Four points of attachment to the wheelchair
- Holds pelvis more aggressively for situations when user has a lot of movement
- Rehab latch for easy latch release
- Single pull strap for convenient adjustment
- Limited Lifetime Warranty

Code	Description
WCA860385	Centre Pull 4 Point – Small Frame Saver Flat Mount
WCA860389	Centre Pull 4 Point – Med. Frame Saver Flat Mount
WCA860393	Centre Pull 4 Point – Large Frame Saver Flat Mount

Monoflex Anterior Trunk Support



- Soft neoprene chest belt provides stretch and comfort for lateral and anterior support, at the chest or abdominal level
- Side release buckles for adjustment
- Mounting hardware for sling or solid backs included
- Limited Lifetime Warranty

Code	Description	Width	Length
WCA860546	Extra Small	76mm	318mm
WCA860547	Small	89mm	397mm
WCA860548	Medium	102mm	476mm
WCA860549	Large	114mm	556mm
WCA860550	Monoflex – Extra Large	127mm	635mm



Soft Headrest

- Designed for superior comfort and support, the ottobock soft headrest consists of an ABS plastic shell, memory foam and a removable lycra cover.
- Covers available separately
- 1 Year Warranty

ottobock.

Code	Description	Width	Height
WCA858810	Soft Headrest – Small	190mm	150mm
WCA858800*	Soft Headrest – Large	280mm	190mm

* DVA AP14



Channel Forearm Pad

- Modular system designed to provide functional support for patients with weakness or paralysis of the upper extremities
- Can be directly mounted on the wheelchair armrest and on the elevating swivel unit
- 2 year warranty

ottobock.

Code	Description	Length	Width
WCA859000	Channel Forearm Pad – Small	205mm	105mm
WCA858990*	Channel Forearm Pad – Medium	290mm	120mm
WCA858980	Channel Forearm Pad – Large	355mm	120mm
WCA859010*	Channel Forearm Pad One Piece (no hand pad req.)	460mm	120mm

* DVA AP14



Lateral Trunk Support Pads

- Provide optimum trunk control, improving balance, posture and comfort
- Offset correction can be applied to an asymmetric trunk
- Comfortable pressure-reduction padding for moulding

spex

Code	Description	Depth	Height
WCA868926	Narrow Straight – size 1	145mm	95mm
WCA868928	Narrow Straight – size 2	180mm	95mm
WCA868934	Narrow Curved – size 1	145mm	95mm
WCA868936	Narrow Curved – size 2	180mm	95mm
WCA868942	Broad – size 1	130mm	105mm
WCA868944	Broad – size 2	140mm	125mm

Note: For sizes outside of the codes displayed, please contact your Aidacare Complex Rehab. Consultant. (Refer to: Complex Rehab. Overview on pg. 10)



Square Head Support

- Softly padded foam inner head support, with upholstery covers
- Powerful clamp mechanism allows super-quick release and prevents lateral movement
- Reach multi-adjustable mechanism

spex

Code	Description	Width	Height
WCA868265	Head Support – Square – Small	200mm	160mm
WCA868268	Head Support – Square – Large	240mm	200mm



Combination Headrest

- The combination headrest is a supportive headrest designed to provide extra lateral support to the user
- Made of polyurethane it can be cleaned with gentle soap, a sponge and water
- Requires headrest hardware for wheelchair mounting

ottobock.

Code	Description	Width	Height	Warranty
WCA858700	Combination Headrest	220mm	130mm	1 year



Modular Hand Pads

- Modular hand pad attachment to be fitted to custom wheelchairs
- Ensures extra comfort for user
- Moulded PU pad for easy cleaning requirements
- Available in 2 x sizes to fit most wheelchairs

ottobock.

Code	Description
WCA859250	Modular Hand Pad – Medium
WCA859120	Modular Hand Pad – Large



Hip Belts

- Hand made comfortable pads are water resistance, and adjusters stainless steel
- Durable polyester webbing is 'ridge' woven for maximum grip once adjusted
- Hardware allows a multitude of positioning options

spex

Code	Description	Padding Width
WCA868174	2 Point Padded – Small	360mm
WCA868173	2 Point Padded – Medium	460mm
WCA868187	2 Point Padded – Large	560mm
WCA868179	4 Point Padded – Small	360mm
WCA868178	4 Point Padded – Medium	460mm
WCA868191	4 Point Padded – Large	560mm



Adjustable Lateral Head Supports

- Angle adjustment in width, depth vertical and horizontal
- Can be installed at the top of the head or at the bottom based on required support

spex

Code	Description	Width	Height
WCA868147	Head Support – Adj Laterals – Small	200mm	160mm
WCA868148	Head Support – Adj Laterals – Large	240mm	200mm



Wheelchair Carrier

- Lightweight, removable carrier is mounted to the tow ball of a car
- Can be removed and folded away for convenient storage
- Available for self propelled or transit wheelchairs
- 700mm W x 200mm D x 550mm H
- Weighs 9kg, S.W.L: 45kg

Code	Description	Warranty
WCA858480	Wheelchair Carrier Self Propelled	1 Year
WCA858500	Wheelchair Carrier Transit	1 Year



Foot Positioners

- Provide supportive positioning for the wheelchair users feet
- Durable ABS plastic construction
- Limited Lifetime Warranty

Code	Description
WCA859280	Foot Positioners – Small
WCA859290	Foot Positioners – Medium
WCA859300	Foot Positioners – Large



Cushion It

- The Cushion It Sheepskin Cover can be used directly on a seat or back canvas of a wheelchair
- Can be placed over standard foam cushions to increase pressure care and absorb perspiration

Code	Description	Length	Width
PTA521300	Sheepskin Hi Temp – Cushion Seat Back	500mm	500mm

NDIS Item Code 03_090000911_0103_1_1

DVA AB11



FreeWheel

- A single large pneumatic castor that after attaching to your footplate, allows you to easily cross rough ground
- Fits both rigid frame and folding frame

permobil

Code	Description
MSP419059	FreeWheel for Manual



Centrepont Shoulder Harness

- Soft comfortable pads offer excellent resilience, water resistance, and conform to the body without creasing
- Tough stainless steel adjusters which don't slip out of place

spex

Code	Description	Harness Height	Harness Width	Neck Cut-Out
WCA868226	Extra Small	260mm	220mm	230mm
WCA868234	Small	360mm	320mm	290mm
WCA868233	Medium	400mm	360mm	340mm
WCA868240	Large	450mm	420mm	400mm
WCA868154	Extra Large	500mm	500mm	450mm

NDIS Item Code 03_120000911_0105_1_1



Vest Harness

- Greater coverage across for support, low neck design for safety, stomach clearance cut-out for comfort
- Release buckles in all four corners for easy fitting and removal from the user

spex

Code	Description	Harness Height	Harness Width	Neck Cut-Out
WCA868325	Small	320mm	320mm	200mm
WCA868324	Medium	400mm	400mm	260mm
WCA868326	Large	480mm	480mm	300mm



Wheelchair Footplate Cover

- High quality medical grade sheepskin covers provide natural comfort for any wheelchair
- Provide excellent skin protection and comfort

Code	Description
PTA522100	Wheelchair Footplate Cover
PTA522101	Wheelchair Calf Protector

NDIS Item Code 03_090000911_0103_1_1

DVA AB11



Headrest Hardware

- This headrest hardware provides the ultimate fitting for the ottobock headrest range
- Featuring a large range of adjustability through easy to use levers, the headrest hardware allows for precise fitting of headrests to user requirements

ottobock.

Code	Description
WCA859380	Offset Multi Axis Blackv
WCA859390	Straight Multi Axis Black



IV Pole Wheelchair HD

- IV Pole for heavy duty Wheelchairs

Code	Description
WCA858040	IV Pole – HD Wheelchair



Oxygen Bottle Holder Wheelchair HD

- Accessories for Wheelchair HD

Code	Description
WCA858045	Oxygen bottle holder – HD Wheelchair




Lap/Seat Belt Wheelchair HD

- Lap / Seat belts for heavy duty wheelchair

Code	Description
WCA858050	Lap / Seat Belt – HD Wheelchair

Paediatric

- 386 Standing Aids
- 388 Seating Aids
- 392 Strollers
- 394 Walking Aids
- 397 Manual Wheelchairs
- 402 Power-Assist Systems
- 404 Power Wheelchairs
- 408 Head Supports
- 409 Night Time Positioning
- 411 Bathroom



Standing Aids



Jenx Monkey Prone Stander

- Jenx Monkey is a gentle and fun introduction to standing, providing prone to upright positioning
- De-rotational thoracic & pelvis straps/pads fasten in the centre and adjust independently from either side
- Polyurethane support surfaces with antimicrobial agent
- Integral angle-adjustable tray with both bowl and smooth tray infill for a wide variety of different activities
- Quick, simple & easy to use. Comes as a complete unit and very few adjustments are required

medifab



Code	Description	Chest Pad Height	S.W.L	Wty
PED479375	Monkey Standing Frame - Jenx NR-50 (As per Script)	510 - 750mm	25 kg	2 Years



Freestander

- The Freestander is a robust upright stander ideally suited to the classroom, therapy room or home
- Designed to assist in standing and weight bearing development
- Highly adjustable to suit individual users
- Includes chest and knee supports, hip belt, angle adjustable tray, activity bowl and a mobility base with 4 locking castors for stability

LECKEY



Code	Description	User Standing Height	Chest Pad Height	S.W.L	Wty
PED479170*	Freestander, Ages 1.5 - 5 years (As per Script)	800 - 1151mm	470 - 680mm	60 kg	2 Years
PED479180	Freestander, Ages 4 - 10 years (As per Script)	1100 - 1448mm	680 - 975mm	80 kg	2 Years
PED479190	Freestander, Ages 9 - 18 years (As per Script)	1400 - 1849mm	975 - 1350mm	90 kg	2 Years

* NDIS Item Code 05_053603010_0103_1_2



Pronestander

- The Pronestander is a stander with a choice of 5 prone positions ranging from 45° to 85°
- Assists in standing and weight bearing
- Highly adjustable to suit individual users
- Includes chest and knee supports, hip belt, angle adjustable tray, activity bowl and a mobility base with 4 locking castors

LECKEY



Code	Description	User Standing Height	Chest Pad Height	S.W.L	Wty
PED479250*	Pronestander, Ages 1.5 - 5 years (As per Script)	800 - 1150mm	470 - 680mm	60 kg	2 Years
PED479260	Pronestander, Ages 4 - 10 years (As per Script)	1100 - 1450mm	680 - 975mm	80 kg	2 Years
PED479270	Pronestander, Ages 9 - 18 years (As per Script)	1400 - 1850mm	975 - 1350mm	90 kg	2 Years

* NDIS Item Code 05_053603010_0103_1_2

Standing Aids



Jenx Multistander

- Versatile standing frame, suitable for children from around 9 months right up to 13 years
- PU boards and supportpads are flexible, easy clean and hygienic
- De-rotational thoracic & pelvis straps/pads fasten in the centre and adjust independently from either side
- Independently adjustable thoracic and pelvic boards cater for the child's individual proportions
- Deliberately open design ensures you can always see precisely how the user is positioned each and every time

medifab



Code	Description	User Standing Height	Chest Pad Height	S.W.L	Wty
PED479630	Stander - Jenx Standz - Abduction Stander (As Per Script)	1160 - 1750mm	490 - 1170mm	35 - 60kg	2 Years



Squiggles Standing System

- Squiggles Standing System supports the child in a comfortable, secure, prone, supine or upright standing posture
- Chassis can clip on and off in seconds for folding and storage
- Adjustable to accommodate children with differing needs
- Accessories available include tray, knee blocks, supports, headrests which all attach without tools

LECKEY



Code	Description	User Standing Height	Chest Pad Height	Wty
PED479379	Squiggles Stander, Ages 1 - 5 years (As per Script)	750 - 1100mm	550 - 820mm	2 Years

NDIS Item Code 05_053603010_0103_1_2



Squiggles+ Stander

- Hip abduction of up to 60° in prone, upright and supine standing.
- Fully horizontal loading in supine.
- New wrap around knee supports to better accommodate all sizes, with added comfort & support.
- New, improved, pivot chassis.
- Height-adjustable, foldable push handle for ergonomic use.
- Individually adjustable footplates to accommodate leg length discrepancy.

LECKEY



Code	Description	User Standing Height	Chest Pad Height	Wty
PED479380	Squiggles+ Stander, Ages 1 - 5 years (As per Script)	750 - 1110mm	550 - 820mm	2 Years



Mygo Stander

- The Mygo Stander provides a 3-in-1 prone, supine and upright standing positions
- Comes with height adjustable chest pad that is ergonomically designed to imitate the shape of the rib cage
- Includes hip support, chest support, 4 castors with brakes and height adjustable footplates and knee supports

LECKEY



Code	Description	Overall Width	Overall Length	Chest Width	Hip Width	Height of User Range	Wty
PED479335*	Mygo Stander, Size 1, Ages 4 - 10 years (As per Script)	630mm	978mm	160 - 280mm	220 - 330mm	1080 - 1450mm	2 Yrs
PED479336	Mygo Stander, Size 2, Ages 8 - 14 years (As per Script)	650mm	1130mm	200 - 320mm	280 - 390mm	1350 - 1750mm	2 Yrs

* NDIS Item Code 05_053603010_0103_1_2



Horizon Stander

- Durable 3-in-1 stander which can be positioned in prone, supine or upright
- Fully adjustable to suit the individual user and is ideal in multi user environments
- Available with headrest, adjustable sandals, lateral supports and pelvic positioning belt

LECKEY



Code	Description	User Standing Height	Chest Pad Height	S.W.L	Wty
PED479105	Horizon, Ages 4 - 10 years (As per Script)	1000 - 1400mm	820 - 1150mm	50 kg	2 Years
PED479130	Horizon, Ages 9 - 18 years (As per Script)	1400 - 1800mm	1000 - 1450mm	80 kg	2 Years
PED479135	Horizon, Ages 14 years - adult (As per Script)	1550 - 1800mm	1000 - 1450mm	100kg	2 Years

Seating Aids



Seating Aids

Early Activity System

LECKEY[®]



- Strong, durable, practical and adjustable seating system, providing moderate support for kids and young adults aged 1-18 years
- System supplied as a "kit" to support a young child to sit, lie on their tummy, back or side
- Can be used by therapists as well as parents
- Designed to suit children up to 3 Years



Code	Description	Seat Depth	Hip Width	Backrest Height	Wty
PED480100	Early Activity System	190 - 260mm	150 - 200mm	100mm	2 Years

PAL Classroom Seat

LECKEY[®]



- Attractive, robust and easy to use classroom and nursery seating system for kids with mild to moderate postural needs
- Matching tables available
- Improves stability, reduces fatigue and longer periods of concentration and fine motor activity



Code	Description	Seat Width	Seat Depth	Backrest Height	S.W.L	Wty
PED478800	PAL Classroom Seat, Size 1, Ages 1 - 3 years (As per Script)	150 - 250mm	180 - 240mm	265mm	30kg	2 Yrs
PED478802	PAL Classroom Seat, Size 2, Ages 2 - 5 years (As per Script)	170 - 270mm	220 - 290mm	315mm	35kg	2 Yrs
PED478804	PAL Classroom Seat, Size 3, Ages 4 - 8 years (As per Script)	230 - 330mm	250 - 330mm	380mm	40kg	2 Yrs
PED478806	PAL Classroom Seat, Size 4, Ages 7 - 12 years (As per Script)	280 - 380mm	300 - 400mm	450mm	50kg	2 Yrs

Everyday Activity Seat

LECKEY[®]



- Designed to help physical, cognitive and sensory development for babies with special needs
- 4-point harness gives a secure, stable base of support
- Height and angle adjustable flip-up footplate to facilitate transfer
- Highly configurable with 3 sizes, a range of chassis options and 5 colour options



Code	Description	Seat Depth	Hip Width	Backrest Height	Handle Height	S.W.L	Wty
PED490010	Everyday Activity Seat - Size 1 (As per Script)	150 - 280mm	160 - 280mm	300 - 400mm	200 - 300mm	30 kg	3 Yrs
PED490015	Everyday Activity Seat - Size 2 (As per Script)	230 - 380mm	260 - 380mm	400 - 520mm	200 - 300mm	50 kg	3 Yrs

Squiggles Seating System

LECKEY[®]



- Squiggles Seating System is designed for younger children requiring postural support
- Adjustable seating system with tilt in space mechanism
- Designed to suit children from 1 to 5 years and allows for growth
- Seating accessories include thoracic supports, sandals, tray, harness plus others
- Can be ordered with a choice of base including wheelchair base, stroller base or high low indoor base
- Seating system fits a number of transporting systems



Code	Description	Seat Width	Seat Depth	Backrest Height	S.W.L	Wty
PED479369	Squiggles Seating System, Ages 1 - 5 years (As per Script)	160 - 260mm	190 - 290mm	320 - 380mm	22 kg	2 Years

Mygo Seating System

LECKEY[®]



- Multifunctional seating system designed for children and adolescents requiring moderate to complex postural support
- Includes leg guides, four-point pelvic positioning harness and adjustable sacral support
- Seat width and depth are continuously adjustable allowing for a large degree of growth
- Available with unique Leckey pelvic cradle for improved postural control
- Range of additional postural supports available
- Seating system fits a number of transporting systems



Code	Description	Seat Width	Seat Depth	Backrest Height	S.W.L	Wty
PED479339	Mygo S/System, Size 1, Ages 3 - 10 years (As per Script)	200 - 325mm	270 - 420mm	360 - 470mm	50 kg	2 Years
PED479338	Mygo S/System, Size 2, Ages 8 - 14 years (As per Script)	220 - 345mm	350 - 470mm	460 - 570mm	60 kg	2 Years

Phoenix Paediatric Chair

Seating Matters



- Gives maximum support to the upper body through lateral and head supports, also adapt to the changing needs of a person being rehabilitated or meet the long term needs of a progressive condition
- Adjustable lateral, shoulder and head supports can conform to posture & position easily
- Tilt in space and adjustable components. Meets range of individual support needs, sizes, and levels of mobility



Code	Description	Seat Depth	Hip Width	Backrest Height	Seat to Floor Height	S.W.L	Wty
CHP197800	Phoenix Chair (As per Script)	290 - 380mm	250 - 400mm	680 - 830mm	540mm	160 kg	7 Years (Frame) 1 Year (Upholstery)

NDIS Item Code 05_180921121_0103_1_2

Available in multiple manual & electric combinations

Sorrento Paediatric Chair

Seating Matters



- Designed to improve and maximise comfort as well as postural support and pressure management, the Sorrento is simple to operate
- Adaptability and effortless adjustability
- Tilt in space, forward tilt and adjustable back angle recline can be used to improve posture and redistribute pressure
- Optional lateral supports and pillows



Code	Description	Seat Depth	Hip Width	Backrest Height	Seat to Floor Height	Wty
CHP197819	Sorrento Chair	290 - 380mm	250 - 400mm	650mm	540mm	7 Years (Frame) 1 Year (Upholstery)

NDIS Item Code 03_090000911_0103_1_1



Snooza Chair

- All-foam Snooza Chair uses gravity to keep the occupant safe with good postural stability while they are out of their wheelchair
- Soft snug close support helps the occupant to relax & high armrests promote better breathing
- Carry handles make transportation easy & large storage pockets located on each side
- Wipe-clean medical grade vinyl cover. The centre comfort wrap supplied is removable and washable
- Standard Snooza Chair kit includes:
 - 1 x Wedge for angle adjustment
 - 1 x Adjustable headrest
 - 1 x Padded hip belt



Code	Description	Floor to Seat	Seat Depth	Back Height	Width At Knees	Width At Hip	Overall Width	Overall Length
PED472000	Snooza Chair, Size 1, Apple	210mm	260mm	610mm	260mm, 320mm (w/infill pads)	200mm, 250mm (w/infill pads)	460mm	610mm
PED472010	Snooza Chair, Size 1, Royal Blue	210mm	260mm	610mm	260mm, 320mm (w/infill pads)	200mm, 250mm (w/infill pads)	460mm	610mm
PED472020	Snooza Chair, Size 1, Orange	210mm	260mm	610mm	260mm, 320mm (w/infill pads)	200mm, 250mm (w/infill pads)	460mm	610mm
PED472030	Snooza Chair, Size 1, Hot Pink	210mm	260mm	610mm	260mm, 320mm (w/infill pads)	200mm, 250mm (w/infill pads)	460mm	610mm
PED472040	Snooza Chair, Size 2, Apple	240mm	320mm	700mm	300mm, 350mm (w/infill pads)	230mm, 280mm (w/infill pads)	480mm	720mm
PED472050	Snooza Chair, Size 2, Royal Blue	240mm	320mm	700mm	300mm, 350mm (w/infill pads)	230mm, 280mm (w/infill pads)	480mm	720mm
PED472060	Snooza Chair, Size 2, Orange	240mm	320mm	700mm	300mm, 350mm (w/infill pads)	230mm, 280mm (w/infill pads)	480mm	720mm
PED472070	Snooza Chair, Size 2, Hot Pink	240mm	320mm	700mm	300mm, 350mm (w/infill pads)	230mm, 280mm (w/infill pads)	480mm	720mm
PED472080	Snooza Chair, Size 3, Apple	270mm	400mm	750mm	370mm, 420mm (w/infill pads)	270mm, 320mm (w/infill pads)	570mm	870mm
PED472090	Snooza Chair, Size 3, Royal Blue	270mm	400mm	750mm	370mm, 420mm (w/infill pads)	270mm, 320mm (w/infill pads)	570mm	870mm
PED472100	Snooza Chair, Size 3, Orange	270mm	400mm	750mm	370mm, 420mm (w/infill pads)	270mm, 320mm (w/infill pads)	570mm	870mm
PED472110	Snooza Chair, Size 3, Hot Pink	270mm	400mm	750mm	370mm, 420mm (w/infill pads)	270mm, 320mm (w/infill pads)	570mm	870mm
PED472120	Snooza Chair, Size 4, Apple	300mm	450mm	810mm	380mm, 430mm (w/infill pads)	300mm, 340mm (w/infill pads)	600mm	910mm
PED472130	Snooza Chair, Size 4, Royal Blue	300mm	450mm	810mm	380mm, 430mm (w/infill pads)	300mm, 340mm (w/infill pads)	600mm	910mm
PED472140	Snooza Chair, Size 4, Orange	300mm	450mm	810mm	380mm, 430mm (w/infill pads)	300mm, 340mm (w/infill pads)	600mm	910mm
PED472150	Snooza Chair, Size 4, Hot Pink	300mm	450mm	810mm	380mm, 430mm (w/infill pads)	300mm, 340mm (w/infill pads)	600mm	910mm



Carrot 3000 Car Seat

- Carrot 3000 caters for safety and the importance of keeping the child in a supported posture for travel
- Various extension accessories and m adjustable features allow longer use during the child's life and suit the wide spectrum of different needs
- Ergonomically designed head support holds the head and protects from side impacts and centrifugal forces
- 2 positions of seat depth adjustment for a better fit
- Shoulder protector wings: Extendable wings hold and protect the body from side impacts and centrifugal forces
- Large chest support holds the body securely
- Recline function with angle adjustable seat and backrest



Code	Description
PED478199	Paediatric Car Seat - Carrot 3000 (As per script)

Goto Size 1

- Adjustable Head Supports - Pick a standard headrest for simple contoured comfort or the advanced headrest which offers more sculpted support
- Adjustable Laterals - The laterals move high, low, wide or narrow to give a reassuring 'hug', while the head support slides up and down to the ideal height
- Optional Floorsitter - The new and improved Floorsitter has 26 recline positions. It's ideal for finding the exact level of support your little one needs for playtime or a power nap
- Optional Pressure Cushion



Code	Description	Seat base to top of headrest Max / Min	Lateral support width Max / Min	Seat Depth	Age Range
PED490500	GoTo Seat - Advanced Headrest - Light Blue / Dark Blue - Size 1	540mm MAX 380mm MIN	260mm MAX 190mm MIN	175mm	1-3 Years
PED490550	GoTo Seat - Advanced Headrest - Red Vinyl - Size 1	540mm MAX 380mm MIN	260mm MAX 190mm MIN	175mm	1-3 Years



Goto Size 2

- Adjustable Head Supports - Pick a standard headrest for simple contoured comfort or the advanced headrest which offers more sculpted support
- Adjustable Laterals - The laterals move high, low, wide or narrow to give a reassuring 'hug', while the head support slides up and down to the ideal height
- Optional Floorsitter - The new and improved Floorsitter has 26 recline positions. It's ideal for finding the exact level of support your little one needs for playtime or a power nap
- Optional Pressure Cushion



Code	Description	Size	Seat base to top of headrest	Lateral support width	Seat Depth	Age Range
PED490600	GoTo Size 2 - Advanced Headrest - Light Blue / Dark Blue with Floorsitter & cushion	Size 2	680mm MAX 510mm MIN	300mm MAX 210mm MIN	244mm	3-8 Years
PED490605	GoTo Size 2 w/Advanced Headre/ Floorsitter/Cushion - Red Vinyl	Size 2	680mm MAX 510mm MIN	300mm MAX 210mm MIN	244mm	3-8 Years
PED490610	GoTo Size 2 - Advanced Headrest - Pink / Purple with Floorsitter & cushion	Size 2	680mm MAX 510mm MIN	300mm MAX 210mm MIN	244mm	3-8 Years

Scoot 4 in 1



- Scooter Backrest - Our improved higher backrest provides kids with more support and reduces the amount of trunk control needed to use Scoot
- Push pole aids the child to propel themselves out of the chair
- Footplates & Wheels - Scoot's durable and easily gripped rubber tyres make is suitable for outdoor use. The footplate can be easily adjusted to your child's exact leg length
- Advanced Backrest Cushion - The laterals move up and down to give support where it's needed
- Backrest Cushion Lateral Length - 790mm MIN - 1010mm MAX
- Push Pole Height: H 800mm MIN - H 890mm MAX



Code	Description	Backrest width	Backrest height	Seat Base Width	Wheel Arch Width	Hip to end of footplate when seated	Backrest Cushion	Age Range
PED490900	Scoot 4 in 1 with Advanced backrest	260mm	300mm	230mm	230mm	520mm (not extended) 630mm (fully extended)	420mm (Laterals Length)	2-6 Years

Playpak Portable Activity Kit

- The various supports allow you to achieve an even wider variety of developmental postures and positions such as; tummy lying, floor sitting, back lying and 4-point kneeling
- Playpak is light, handy and can go anywhere
- Therapeutic and early intervention strategies allow your babies and children to develop healthy habits



Code	Description	Length	Width	Depth
PED490600	Folded Bag	440mm	490mm	150mm
	Floor Mat	1340mm	750mm	-
	Long Roll	520mm	90mm	70mm
	Short Roll	280mm	90mm	70mm
	Positioning Strap	660mm	80mm	-
	Large Horseshoe	440mm	490mm	150mm
	Small Horseshoe	70mm	90mm	200mm

Strollers



EZ Rider Stroller

- Ultra lightweight compact folding stroller
- 10 degree seat tilt allows correct positioning for children needing postural support, but also keeps them sitting upright
- Seating accessories include headrests, torso supports and tray

- Available as crash tested Bus Transport model
- Bus Transport model comes standard with tie-down system, H-Harness, headrest extension, and foot straps
- Available in 4 different seat widths



Code	Description	Seat Width	Seat Depth	Back Height	Seat to Footrest	Product Weight	Wty
PED477700	EZ Rider (As per Script)	305 - 455mm	229 - 495mm	451 - 508mm	76 - 559mm	11.4 - 13.2 kg	Limited Lifetime



Cruiser Stroller

- Lightweight compact folding stroller
- Set at 30 degrees seat tilt to allow for more postural support
- Seating accessories include headrests, torso supports and tray

- Available as crash tested Bus Transport model
- Bus Transport model comes standard with tie-down system, H-Harness, headrest extension, and foot straps
- Available in 5 different seat widths



Code	Description	Seat Width	Seat Depth	Back Height	Seat to Footrest	Product Weight	Wty
PED477260	Cruiser (As per Script)	255 - 455mm	152 - 533mm	533 - 630mm	130 - 580mm	8.6 - 13.6 kg	Limited Lifetime



Rodeo Tilt Stroller

- Versatile Tilt-In-Space stroller
- Compact folding and lightweight design for easy transporting
- Available as crash tested Bus Transport model

- Available in 4 different seat widths
- Bus Transport model comes standard with tie-down system, H-Harness, headrest extension, and foot straps



Code	Description	Seat Width	Seat Depth	Back Height	Seat to Footrest	Product Weight	Wty
PED478195	Rodeo Tilt (As per Script)	255 - 405mm	178 - 457mm	533 - 635mm	230 - 457mm	13.2 - 17.7 kg	Limited Lifetime

Strollers



Bingo Evo Stroller

- Modern, Compact folding size and sporty design
- Multifunctional seat unit
- Quickly change the seat from front to rear facing
- Seat positioning controls are positioned centrally for easy operation

- Individual adjustability thanks to various adjustment options
- Perfect individual care thanks to numerous accessories
- Growth capacity in seat width and depth, back height, and lower leg length



Code	Description	Seat Width	Seat Depth	Back Height	Seat to Footrest	Product Weight	Wty
WCA859680	Bingo Evo Cobra Stroller, Size 1, Indoor Frame	180 - 300mm	160 - 340mm	280 - 460mm	160 - 370mm	15kg	1 year



Wonderseat Stroller

- Back support shaping allows for accommodation or correction of trunk spinal deformities, that will ultimately be supported through multi-adjustable lateral supports and anterior chest harnesses.
- Adjustable pre-ischial area can be conformed on-the-spot for greater or lesser anti-thrust needs

- Strategic positioning pads can be added or removed from underneath the cushion
- Comfortable, padded forearm supports on quick-release hardware
- Feet positioning sandals



Code	Description	Seat Width	Seat Depth	Back Height	Seat to Footrest	Wty
PED491300	Wonderseat - 45° (as per script)	170 - 330mm	180 - 380mm	360 - 480mm	250 - 450mm	2 Years



Kimba Neo Stroller

- Indoor or outdoor stroller for children requiring postural support
- Built-in suspension ensures a smooth ride outdoors
- Easy-to-use, unique folding system for easy transportation or storage

- Includes height-adjustable push handle, angle-adjustable backrest plus tilt-in-space
- A number of seating support accessories available



Code	Description	Seat Width	Seat Depth	Back Height	Seat to Footrest	Wty
PED478438	Kimba Neo Stroller, Size 1, Ages 1 - 6 years (As per Script)	200 - 300mm	190 - 310mm	410 - 610mm	190 - 310mm	2 Years
PED478439	Kimba Neo Stroller, Size 2, Ages 4 - 10 years (As per Script)	260 - 350mm	240 - 400mm	570 - 700mm	200 - 370mm	2 Years



WeGo Stroller

- WeGo has a higher weight capacity than most pushchairs. It carries kids up to 30kg
- It reclines to 140°, so your child can lie back for a little snooze or to be changed and they'll still have the support of the GoTo Seat
- Easily fit your GoTo seat in the seat
- Comes with a full accessory pack, including a sun canopy, rain cover, cup holder, mosquito net and foot muff

- WeGo comes with a full accessory pack, including a sun canopy, rain cover, cup holder, mosquito net and foot muff.
- Latex free
- Outdoor Use
- Breathable Fabrics
- Weighs 11kg



Code	Description	Total Height	Total Weight	Seat Depth	Seat Height	Seat Width	Footrest Shortest Setting	Footrest Longest Setting
PED491200	WeGo - Push Chair with full accessories pack	1120mm	110mm	260mm	500mm	350mm	250mm	330mm

Walking Aids



Nurmi Neo Walking Aid

- Innovative walking aid for children
- Positioned behind the child's body whilst walking allowing open directional walking
- Lightweight folding frame is height adjustable to grow with the user
- Includes reverse roll locks and swivelling front castors
- Options available to customise the frame to the individual user
- Available in 3 sizes

ottobock.



Code	Description	Overall Width	Overall Length	Product Weight	S.W.L	Wty
PED479349	Nurmi Neo Walking Aid - Size 1 (As per Script)	630mm	650mm	5.5kg	25kg	2 Years
PED479350	Nurmi Neo Walking Aid - Size 2 (As per Script)	680mm	760mm	6kg	40kg	2 Years
PED479351	Nurmi Neo Walking Aid - Size 3 (As per Script)	720mm	830mm	6.5kg	55kg	2 Years



Nimbo Lightweight Walking Aid

- Lightweight aluminium frame
- Tool free height adjustment
- Soft rubber wheels adhere to any surface and prevent Nimbo from sliding backwards
- One directional rear wheels with aluminium ratchet and pin mechanism
- Latex free handles with flanged ends
- Folds easily for convenient storage and transportation
- Available in 5 sizes - Specify size on request
- Accessories available on request



Code	Description	Overall Width	Handle Height	Product Weight	S.W.L	Wty
PED480780	Nimbo Walking Aid - Tyke, Size 1, 390 to 500mm, Goldenrod Yellow	530mm	365 - 470mm	4kg	45.5kg	2 Years
PED480790	Nimbo Walking Aid - Junior, Size 2, 480 to 640mm, Lime Green	555mm	480 - 635mm	5kg	45.5kg	2 Years
PED480800	Nimbo Walking Aid - Youth, Size 3, 500 to 770mm, Cornflower Blue	635mm	580 - 770mm	5.5kg	91kg	2 Years
PED480805	Nimbo Walking Aid - Young Adult, Size 4, 710 to 910mm, Midnight Blue	645mm	720 - 910mm	6kg	91kg	2 Years
PED480807	Nimbo Walking Aid - Adult, Size 5, 920 to 1040mm, Flame Red	740mm	910 - 1040mm	7.72kg	125kg	2 Years
PED480810	Nimbo Seat for Lightweight					2 Years

Walking Aids



MyWay Walking Aid

- Open frame design enables children to touch, feel, learn and play at their own pace
- MyWay castors are multifunctional to assist children with their individual needs
- Can be fine tuned to achieve the optimum position for mobility for each child
- Open frame also allows therapists to work closely with the child on their lower limbs for therapeutic benefits
- Frame is foldable, facilitating convenient storage and transportation

LECKEY®



Code	Description	User Standing Height	Seat Height	S.W.L	Wty
PED479600	MyWay - Size 1, Ages 1 - 5 years (As per Script)	635 - 920mm	220 - 440mm	25kg	2 Yrs
PED479610	MyWay - Size 2, Ages 4 - 11 years (As per Script)	870 - 1190mm	400 - 610mm	50kg	2 Yrs
PED479615	MyWay - Size 3, Ages 9 - 16 years (As per Script)	1070 - 1490mm	550 - 810mm	80kg	2 Yrs



Kidwalk

- Partially weight bearing, posturally supportive mobility system which encourages mobility and moves with the child
- Easy, tool-free set-up and adjustment
- Child walks unaided while also keeping hands free
- Available in 2 sizes

ottobock.



Code	Description	Overall Width	Overall Length	Height of User	S.W.L	Wty
PED479355	Kidwalk, Size 1, Ages 1 - 7 Years (As per Script)	640mm	825 - 875mm	610 - 1220mm	30kg	2 Years
PED479356	Kidwalk, Size 2, Ages 5 - 12 Years (As per Script)	700mm	900 - 950mm	1010 - 1520mm	40kg	2 Years



Mobilisor (Paediatric)

- Mobilisor range is a sturdy, folding, height - adjustable walking frame for children
- Includes fixed front wheels and rear glides

Code	Description	Width	Handle Ht.	S.W.L	Wty
WAF704200	Mobilisor Child	440mm	600 - 790mm	60kg	1 Year
WAF708600	Mobilisor Junior	495mm	670 - 960mm	80kg	1 Year



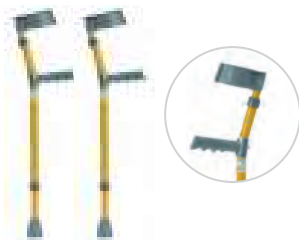
Padded Chest Rest



Walking Tutor Forearm Gutter Frame

- Tutors the user into an upright gait
- Folding design for storage or transportation
- Height adjustable forearm supports to suit user requirements
- Adjustable hand grips to suit user forearm length
- Four swivel wheels for manoeuvrability
- Powder coated mild steel construction
- Skis or glides available as an option as well as padded chest rest

Code	Description	Depth	Forearm Height	S.W.L	Wty
WAF704400	Walking Tutor - Child	410mm	600 - 790mm	60kg	1 Year
WAF709200	Walking Tutor - Junior	495mm	670 - 960mm	80kg	1 Year
WAF709300	Walking Tutor - Junior w/ Glides	495mm	670 - 960mm	80kg	1 Year
WAF709400	Walking Tutor - Junior w/ Padded Chest Rest	495mm	670 - 960mm	80kg	1 Year



Kids Forearm Crutches

- Just for kids, these light weight yellow Forearm Crutches are height adjustable

Code	Description	Handle Height	Ferrule	S.W.L	Wty
WAC691700	Crutches Forearm Child 4 - 7 years	406 - 559mm	18mm	100kg	1 Year
WAC691600	Crutches Forearm Child 6 - 10 years	457 - 656mm	18mm	100kg	1 Year

NDIS Item Code 03_120000911_0105_1_1



Underarm Crutches - Red Dot

- Patented clip - lock adjustable handle and push button foot pieces for fast, precise measuring and fitting
- 22mm ferrules
- High density rubber cushions and handgrips providing long wear and greater comfort
- Lightweight aluminium frame, child weighing 1.1kg each, and youth - adult tall weighing 1.25kg each

Code	Description	User Height	Crutch Height	S.W.L	Wty
WAC692300	Underarm Crutches - Child	1220 - 1370mm	787 - 940mm	136kg	1 Year
WAC692500	Underarm Crutches - Youth	1320 - 1570mm	940 - 1140mm	136kg	1 Year



Underarm Crutches - Wing Nut

- Easy to use Wing-Nut height adjustment
- High density rubber cushions and handgrips providing long wear and greater comfort
- Lightweight aluminium frame
- 22mm ferrules

Code	Description	User Height	Crutch Height	S.W.L	Wty
WAC692503	Underarm Crutches Youth - Small	1370 - 1575mm	940 - 1145mm	136kg	1 Year

NDIS Item Code 03_120000911_0105_1_1 DVA AP03



Upsee

- Creates the possibility of social and emotional development by letting children interact with their peers at eye-level
- Upsee can be used to work on a variety of mobility and ability skills, from weight-bearing and walking to improving head control
- When your child is motivated to explore and move and weight-bear, it creates a real possibility for long-term development



Code	Description	Shoulder to Hip	Chest Circumference	Lower Hip Circumference	Max. User Weight	Wty
PED490700	Therapist Kit	-	-	-	-	1 Year
PED490705	Upsee - Small - Blue	310 - 360mm	520 - 600mm	520 - 600mm	15kg	1 Year
PED490710	Upsee - Medium - Blue	350 - 390mm	570 - 650mm	580 - 670mm	20kg	1 Year

The Upsee kit is made up of three parts: an adult hip-belt, a child harness and shared sandals



Manual Wheelchairs



Aspire Rehab RX JNR Wheelchair



- Designed for the increased postural support and pressure care of children, via easy repositioning and advanced adjustability.
- Tilt (26°) and backrest recline (30°) – this facilitates weight re-distribution and the preservation of skin integrity.
- Highly adjustable - depth and width adjustable seat sizing. Height adjustable and removable armrests. Adjustable headrest.
- Breathability - support surfaces offer multi-layered foam with breathable multi-stretch covers
- Contoured, built-up backrest and seat cushion - the backrest has a gentle lumbar build up and moderate lateral supports; together with the abductor and adductor build-up at the seat cushion, midline positioning is optimised.
- Advanced articulating legrests – closely mimic the normal movement at the knee upon elevation

TIS



2 YEAR WARRANTY Frame

1 YEAR WARRANTY Components

Code	Description	Seat Width	Overall Width	Seat Depth	Seat Height	Backrest Height	Armrest Height	Min. Chair Weight
MWS449630	Rehab RX JNR	320 - 370mm (13" - 15")	600mm	440 - 490mm	Front: 410 - 440mm Rear: 400 - 475mm	460 - 710mm	310 - 460mm	39.5kg

Aspire Evoke 2 JNR Wheelchair



- The Evoke 2 Junior – is designed to promote independent manoeuvring and handling by juniors, while making lifting and handling a breeze for parents and caregivers.
- Swing away and removable arm rests – this facilitates user transfers and also makes for easier transport and storage.
- Swing-in / out, height adjustable and removable foot rests – this facilitates user transfers and allows optimal positioning for the changing needs.
- Strong, Nylon upholstery with a comfortable cushion and padded backrest.
- Depth adjustable seating with rear angle adjustability – for more accurate positioning, customisability and increased user comfort.
- Quick release 16" solid rear tyres - the wheels are easily removed to reduce the weight of the chair for transport and storage.

FOLDING



2 YEAR WARRANTY Frame

1 YEAR WARRANTY Components

Code	Description	Seat Width	Overall Width	Seat Depth	Seat Height	Backrest Height	Armrest Height	Min. Chair Weight
MWS449560	Evoke 2 JNR	300mm (12")	510mm	300 - 375mm	360 - 410mm	430 - 490mm	205 - 225mm	14kg

NDIS Item Code 05_122203107_0105_1_2



Zippie X' Cape Wheelchair

- Rigid wheelchair performance and folding wheelchair convenience using the New Xlock Crossbrace
- Infinite footrest adjustment using the new Z-Finity system
- Versarail for Limitless seating and accessory options



FOLDING



Code	Description	Seat Width	Seat Depth	Seat To Floor Height	Unit Weight
MWC427501	Zippie X' Cape	203 - 406mm	203 - 457mm	330 - 482mm	8.6kg



Quickie 2 & Quickie 2 Lite Wheelchairs

- Folding ultra lightweight manual wheelchair featuring a modular design
- Versatile, Modular and lightweight
- Over 64,000 possible rehab configurations
- TruFit program



FOLDING



Code	Description	Weight	Seat Width	Seat Depth	Floor-to-Seat Height
MWC427230	Quickie 2 (As per script)	13kg	305 - 508mm	305 - 457mm	360 - 560mm
MWC427235	Q2 Lite (As per script)	8kg	356 - 508mm	356 - 508mm	360 - 560mm

DVA AP19



Avantgarde Teen 2 Wheelchair

- A lightweight, self propelled wheelchair for children adolescents and small adults featuring a folding, aluminium alloy frame and aluminium side panels
- Excellent handling characteristics and is easy to drive with little force
- Abduction frame creates a good starting position for a correct pelvic position
- Aluminum side panels - Light and sturdy
- Curved push handles can easily be adjusted to the correct width and height for the attendant
- Knee lever brake



FOLDING



Code	Description	Seat Width	Seat Depth	Weight
MWC427115	Avantgarde Teen (As per script)	220 - 360mm	240 - 400mm	10 kg



Start Junior Wheelchair

- The first lightweight children's wheelchair that features the same models and accessories as the adult variants.
- Full range of accessories to match the needs of the child
- Lightweight paediatric chair
- Uniform caster forks for all wheel sizes
- Durable and resistant upholstery
- Narrow folded dimension with folding lock
- Footrest for small lower leg length
- Available in a range of colours



FOLDING



Code	Description	Seat Width	Seat Depth	Floor-to-Seat Height	Weight
MWC427410	Start Junior 30cm (As per script)	280 - 380mm	240 - 400mm	395 - 520mm	13.5kg
MWC427420	Start Junior 35cm (As per script)	280 - 380mm	240 - 400mm	395 - 520mm	13.5kg

TiLite Pilot

Ultra-lightweight design
Carbon fiber frame panels make it 50% lighter and a breeze for kids to navigate

Built-in forward growth adjustment
To grow with your child and maintain optimal rear wheel access

Clean frame design
Features a seat pan and side panels that provide easy access to the adjustment bolts, making changes simple and intuitive



Range of frame colours available



Range of anodized colours available



RIGID



Code	Description	Seat Width	Seat Depth	Floor-to-Seat Height	Weight
MWC427483	TiLite Pilot (As per script)	203 - 355mm (8 - 14")	228 - 381mm (9 - 15")	76 - 368mm (3 - 14.5")	4.9kg



Little Wave XP Wheelchair

- Ultra-light rigid aluminium wheelchair
- Crescent CG system keeps the side frame free of excess hardware while providing infinite adjustability
- Tubular component system provides individual seat height settings



RIGID



Code	Description	Seat Width	Seat Depth	Seat Height
MWC427039	Little Wave XP (As per Script)	250 - 480mm (10-19")	250 - 410mm (10-16")	290 - 510mm (11.5 - 20")



Little Wave CLIK Wheelchair

- Index system for easy growth positioning and adjustment options
- Built in adjustment
- 5th wheel option for extra balance
- Swing away arms



RIGID



Code	Description	Seat Width	Seat Depth	Seat Height	Backrest Height
MWC427493	Little Wave CLIK (As per Script)	200 - 460mm (8-18")	200 - 460mm (8-18")	290 - 510mm (11.5-20")	229 - 457mm (9-18")



Rogue XP

- Provides maximum adjustment and growth ability so fit, function and ride are optimized.
- Integrated Swing-Away Armrests move with the backrest when adjusting or growing
- 1 3/8" 7000 series aluminum to provide a durable ultra-lightweight solution that meets the active lifestyle needs
- Adjustable Dynamic 5th Wheel allows you to adjust both the range and spring rate
- Spinergy Backrest Release Cable
- Maxx Performance is our new spoke wheel that offers performance and style without a high price tag



RIGID

Code	Description	Seat Width	Seat Depth	Front Seat Height	Rear Seat Height
MWC427048	Rogue XP (As per script)	250 - 460mm	250 - 510mm	340 - 520mm	290 - 510mm



Zippie Zone Wheelchair

- Ultra Lightweight, option rich Paediatric rigid chair
- Built in Growth Kit and Truefit growth Program
- Sporty Looks



RIGID

Code	Description	Seat Width	Seat Depth	Seat To Floor Height	Unit Weight
MWC427487	Zippie Zone (As per Script)	200 - 460mm	200 - 480mm	360 - 480mm	6.5kg



TiLite Twist

- Tru-Fit System opens up the world of adjustability by incorporating an infinite adjustment mechanism
- Adjustable Camber Mount incorporates TiLite's Tru-Fit system with up to 3.5" of rear seat height adjustment
- Speedloader Adjustable Front Caster Housing quickly and accurately adjusts fork angle
- Available in a wide range of colours



RIGID

Code	Description	Seat Width	Seat Depth	Floor-to-Seat Height	Unit Weight
MWC427472	TiLite Twist (As per script)	203 - 381mm	203 - 406mm	76 - 368mm	4.9kg

Zippie Iris Wheelchair

Rotation-in-space wheelchair
Offers a superior combination of positioning, maneuverability, and increased portability with the XLOCK® folding crossbrace option

This tilting wheelchair uses patented rotation-in-space technology to rotate the seat frame around the user's center of gravity



Shortest Possible Wheelbase
This rotational system provides the shortest possible wheelbase without compromising stability to ensure a smooth and controlled rotation

Comes with the True Fit Program
A complete growth package for free.
Cutting-edge rotation-in-space technology designed just for kids



TIS

Code	Description	Seat Width	Seat Depth	Floor-to-Seat Height	Weight
MWC427500	Zippie Iris (As per Script)	254 - 457mm	254 - 457mm	320 - 500mm	17 kg



Little Wave Arc

- Little Wave Arc is the lightest Pediatric Folding wheelchair
- Repositioning - Tilting the occupant has been made easier through an Arc shaped roller guide system helps translate the Center of Gravity throughout the tilt process
- Attendant Wheel Lock - Easy access to the wheel lock for the attendant
- Drum Brakes
- Tilt options - Tilt the occupant up to 45 degrees.
- Folding recline back
- Folding Adjustable Handle
- Folding Height Adjustable Rigidizer Bar



TIS

Code	Description	Seat Width	Seat Depth	Seat To Floor Height	Unit Weight
MWC427015	Arc Little Wave Wheelchair (As per script)	250 - 460mm	300 - 510mm	370 - 480mm	10kg



Little Wave Flip XP Wheelchair

- Pediatric tilt-in-space solution designed to look more like a stroller with the technology of a wheelchair
- Over 2,000 color combinations
- Simple "flip" and fold like a stroller, Little Wave Flip transforms into a small package that can fit in the trunk of the tiniest car.



TIS

Code	Description	Seat Width	Seat Depth	Seat Height	Tilt Range
MWC427553	Little Wave Flip XP (As per script)	250 - 460mm (10-18")	300 - 510mm (12-20")	340 - 510mm (13.5-20")	0-45°



Freedom NXT

- The NXT is the most rigid, folding, paediatric tilt-in-space manual wheelchair on the market. It is strong and durable, yet compact and lightweight
- The NXT ensure both the child and carer remain comfortable by providing a smoother ride and a user friendly solution
- When the growth spurt hits and the frame won't fit, the NXT adjusts easily for a good fit today and tomorrow



TIS

Code	Description	Seat Width	Seat Depth	Seat To Floor Height	Unit Weight
MWC449180	Freedom NXT (As per script)	255 - 510mm	305 - 510mm	320 - 500mm	10kg



Power-Assist Systems



Power-Assist Systems

Light Drive²

- Instant installation
- Light and easily transportable
- Adapts to all wheelchairs
- Can be transported by plane (12Ah Lithium Battery)
- Removable

- Discreet and unobtrusive design
- Colour of your choice
- Tackles almost any terrain
- Indoors/outdoors
- Max. user weight: 120kg



Code	Description	Charging Time	Range	Product Weight
WCA858507	Light Drive ² - Folding	5 - 6 hours	14 - 20km	4kg
WCA858512	Light Drive ² - Rigid	5 - 6 hours	14 - 20km	4kg

Power Assist

- Easily attaches directly on to manual wheelchairs
- Features an easy-to-use squeeze trigger mechanism
- Customisable speed settings

- Designed to work in conjunction with most wheelchairs with seat widths of 406 - 508mm
- Maximum speed of up to 5km/h



Code	Description	Suits
WCA858501	Power Assist	Seat Widths 16" - 20"

SmartDrive MX2+ Push Tracker

- Provides great freedom and power to manual chair users
- Ability to travel up hills and over thick carpet
- Lightweight and easy to hook on to manual wheelchairs
- PushTracker app available for iOS and Android devices

- Folding wheelchair compatibility - simply pull back on the spring-loaded flanges to quickly attach or remove your SmartDrive MX2
- PushTracker monitor with wristband allows easy tracking of day to day propulsion metrics - including push count, coast time, and more
- Includes battery and mounting hardware



Code	Description	Overall Length	Overall Width	Overall Height	Product Weight
WCA858508	Smart Drive MX2+ Push Tracker	389mm	141mm	242mm	5.7kg

iXpress

- Japanese designed and made, highly reliable electronics
- Selectable speeds for easy transitions between environments
- Easy to use ergonomic joystick controller
- Full function attendant control option with innovative glide to steer function

- Programmable for more individual needs
- Brush-less direct drive wheels add power to our manual wheelchairs
- The Powered Wheels are removable and can be replaced with standard wheels



Code	Description	Charging Time	Range	Product Weight
WCA858506	iXpress Power Add On (As per script)	3 hours	16km/h	17.4kg

DVA AP25



Smooov One by Alber

- Unobtrusive, high quality design
- Robust, rustproof housing and rustproof fork
- Integrated lithium ion battery pack for a range up to 20km, and speed of up to 10km/h

- Ergonomic carry handle
- USB-C socket to charge the control unit or smartphone



Code	Description	Overall Length	Overall Width	Overall Height	Product Weight
MWC449500	Smooov One by Alber	385mm	145mm	340mm	7.2kg



Alber E-Fix E35 & E36

- Lightweight and compact add-on drive can be quickly removed from the wheelchair without the need for tools
- The modern, flat design of the control unit offers simple operation and perfect ergonomics.

- Range of up to 16km with 6.0 Ah battery pack
- Weight of the person of up to 120kg
- Electronic automatic charge and switch off mechanism



Code	Description	SWL
MWC449520	Alber E-Fix E35	120kg
MWC449525	Alber E-Fix E36	160kg



Alber Twion T24

- Easily transported in a car or on any public service
- Motor, electronics and battery pack integrated in the wheel hub, 24" Wheels
- Stub axle button made from stainless steel
- Patented EasyConnex charging plug uses magnetic force to automatically find the right plug position

- Lithium-ion batteries provide greater ranges and more charge cycles (up to 1,200)
- Small and handy battery charger
- Charges both batteries simultaneously, charge and switch-off mechanism
- Compatible with Twion mobility app



Code	Description	Speed	Range	Product Weight
MWC449510	Alber Twion T24	10km/h	20km	12.6kg

Power Wheelchairs



Explorer Mini

permobil

- The Explorer Mini is a regulatory cleared powered mobility solution that facilitates self-initiated movement and early exploration for young children 12 – 36 months of age with mobility impairments.
- Intuitive design featuring integrated table and backrest is supportive and allows freedom of movement. While the adjustable saddle seat supports hip development and facilitates functional sitting or can be removed for incremental standing activities.
- Designed to support development, the Explorer Mini is an ergonomic device with multiple weight bearing surfaces to help promote safe, stable upright postures while providing opportunities to improve strength, endurance and postural control.
- Midline proportional joystick with bright yellow ball handle helps promote visual development. Reaching, grasp and release



Code	Description	Max. User Height	Total Chair Height	Seat to Floor Height	Ground Clearance	Base W x L	Max Speed
PED491500	Explorer Mini (As per Script)	1000mm	730 - 930mm	307 - 550mm	250mm	490 x 635mm	2.4 kph

K450 Power Wheelchair

permobil

- Unique 'terra' function allows user access to the ground
- Fully growable seating system
- Advanced suspension system



Code	Description	Seat Width	Seat Depth	Seat To Floor Height	Base W x L	Max Speed
PWC652554	K450 (As per Script)	250 - 410mm	250 - 460mm	360 - 460mm	610 x 890mm	8 kph

Koala Power Wheelchair

permobil

- True paediatric size power base and seating
- Fully growable seating systems
- Tilt and elevate standard



Code	Description	Seat Width	Seat Depth	Seat To Floor Height	Base W x L	Max Speed
PWC652563	Koala (As per Script)	250 - 360mm	250 - 360mm	375mm	585 x 810mm	6.5 kph

Power Wheelchairs

Q300 Power Chair

SUNRISE MEDICAL

- Ultra-compact mid or rear wheel drive bases for indoor agility and outdoor stability
- Compatible with Sedeo Pro & Sedeo Lite seats
- Entry level chairs



Code	Description	Seat Width	Seat Depth	Max Speed
PWC655255	Q300 Power Chair, MWD Base (As per Script)	385 - 510mm	410 - 560mm	10kph
PWC655260	Q300 Power Chair, R Wheel, Sedeo Sling Back, VR2 Controller (As per Script)	385 - 510mm	410 - 560mm	10kph
PWC655270	Q300 Power Chair, R Wheel Tilt, Sedeo Padded Back, VR2 Controller (As per Script)	380 - 560mm	400 - 560mm	10kph
PWC655280	Q300 Power Chair, M Wheel, Sedeo Sling Back, VR2 Controller (As per Script)	385 - 510mm	410 - 560mm	10kph
PWC655290	Q300 Power Chair, M Wheel Tilt, Sedeo Padded Back, VR2 Controller (As per Script)	380 - 560mm	400 - 560mm	10kph
PWC655295	Q300 Power Chair, Captain Seat, VR2 Controller (As per Script)	460mm	460 - 510mm	10kph

Q500 Mini Power Chair

SUNRISE MEDICAL

- Available in Mid, Forward, Rear & Hybrid Wheel Drive
- Robust outdoor chair with advanced electronics
- Choice of rehab seating systems provide support and positioning to users from mild to medium clinical needs
- Compatible with Sedeo Pro & Sedeo Lite seats



Code	Description	Total Width	Total Length	Seat to Floor Height	Max Speed
PWC655330	Q500, Rear Wheel Drive (As per Script)	640mm	1180mm	415 - 490mm	10kph
PWC655335	Q500, MID Wheel Drive Sedeo Lite	610 - 620mm	1280mm	415 - 490mm	10kph
PWC655340	Q500, MID Wheel Drive Sedeo Lite (As per Script)	610 - 620mm	1280mm	415 - 490mm	10kph
PWC655350	Q500, Front Wheel Drive (As per Script)	640mm	1340mm	415 - 490mm	10kph

Skippi

ottobock.

- The Skippi is a fun, exciting, paediatric powerchair.
- While our standard seat can be made as small as 24cm, it can also be paired with the much loved Squiggles and Mygo seating systems from LECKEY.
- The Skippi Plus model allows for specialty controls, ensuring even the most complex clients' needs can be met



Code	Description	Seat Width	Seat Depth	Seat To Floor Height	Base W x L	Max Speed
PWC652265	Skippi (As per Script)	300 - 380mm	280 - 380mm	430mm	570 x 850mm	6kph



K300 PS JNR

- Compact base
- Adjustable suspension
- R-net electronics
- Fully growable seating system
- Height and angle adjustable
- Flip back armrests
- Removable leg rests

permobil



Code	Description	Seat Width	Seat Depth	Seat To Floor Height	Base W x L	Max Speed
PWC652500	K300 PS JNR (As per Script)	280 - 410mm	250 - 460mm	420mm	610 x 1020mm	10kph



M300 PS JNR

- Compact base
- Climbing and traction (CAT) link suspension
- R-net electronics
- Fully growable seating system
- Height and angle adjustable
- Flip back armrests
- Removable leg rests

permobil



Code	Description	Seat Width	Seat Depth	Seat To Floor Height	Base W x L	Max Speed
PWC652550	M300 PS JNR (As per Script)	280 - 410mm	250 - 460mm	430mm	610 x 925mm	10kph



Q6 Edge 3.0

- Upgraded SRS (Smooth Ride Suspension)
- 4.5 mph with iLevel®
- Fender lights and USB charger included
- Bold new colors
- Made in the USA of foreign and domestic parts

QUANTUM



Code	Description	Seat To Floor Height	Max Speed
PWC652223	Q500 Power Chair (As per Script)	419 - 495mm	7.24kph

DVA AP16



Edge 3 Stretto

- Independent SRS (Smooth Ride Suspension)
- iLevel® option available with up to 12" of seat elevation at walking speed (up to 3.5 mph)
- Fender lights and USB charger included
- Toolless removal of rear shroud with battery access door
- TRU-Balance® 3 seating configurations
- Available with Accu-Trac Advanced Tracking Technology

QUANTUM



Code	Description	Seat To Floor Height	Max Speed
PWC652238	Edge 3 Stretto (As Per Script)	406 - 464mm	6.25kph



4 Front

- CASE (Castor Angle Sensor Encoder) technology
- Unmatched driving performance and ride quality
- Superior, automotive-grade SRS (Smooth Ride Suspension)
- Q-Logic 3 EX Advanced Drive Controls
- Advanced stability for smooth obstacle transitions
- Quiet ride technology

QUANTUM



Code	Description	Seat To Floor Height	Max Speed
PWC652222	4 Front Power Chair (As per Script)	387 - 500mm	9.6kph



V6 Frontier

- Greatest off-road capability in the Frontier V6 range
- Exceptionally smooth ride due to the low pressure tyres
- Best Frontier V6 model for kerb climbing
- Splash resistant (not waterproof)

magic Mobility



Code	Description	Seat To Floor Height	Max Speed
PWC655050	V6 Frontier (As per Script)	435mm	10kph



TDX SP 2

- TDX SP (Total Driving Xperience) takes all the best features of the TDX series and improves upon them
- Designed to meet the needs of rehab clients who demand performance and style
- Enhanced performance
- Superior ride quality
- Built-in technologies such as a True Centre Wheel drive, Enhanced SureStep, Traction Control Design, Quiet Stability Lock, MK6i Electronics
- Powerful 4-pole motors
- Quieter chassis

INVACARE



Code	Description	Seat Width	Seat Depth	Seat To Floor Height	Base W x L	Max Speed
PWC652317	TDX SP 2 (As per Script)	305 - 558mm	305 - 609mm	438, 463, 489mm	901 x 609/647mm	10/12kph



3G Torque

- Invacare® 3G Torque™ Power Wheelchair is the uncommonly well appointed economy model of the 3G Storm Series®
- It offers many of the features and options found on the other Storm Series models while maintaining a truly affordable price

INVACARE



Code	Description	Seat Width	Seat Depth	Seat To Floor Height	Base W x L	Max Speed
PWC652415	3G Torque (As per Script)	300 - 550mm	300 - 550mm	420 - 530mm	630 x 800mm	9kph

Head Supports



Night Time Positioning



Hensinger Head Support

- Hensinger features a soft foam wrap around the collar to support the head by using base support areas at the occiput and jaw line
- Hensinger head support must be used in conjunction with a chest support
- Hensinger enhances more social interaction and awareness during daily activities
- This head support promotes proper head positioning resulting in improved breathing, swallowing and simplified feeding

Code	Description	Inner Circumference
FBS279900	Hensinger head support - X-Small	250mm
FBS279901	Hensinger head support - Small	300mm
FBS279902	Hensinger head support - Medium	350mm
FBS279903	Hensinger head support - Large	400mm

NDIS Item Code 05_060315111_0135_1_2

Sleepform

LECKEY[®]



- Sleepform has been designed to ensure the comfort of users at night or during rest by inhibiting abnormal postural reflexes, and preventing heat and pressure build ups
- Strong, durable, practical and adjustable sleeping system for kids aged 0-18 years
- Suits all sleeping positions.
- Grid sheet to record best sleeping positioning
- Mouldable sleeping system for cots and single beds
- Temperature control sheet available

Code	Description
PED477010	Sleep Positioning System - Kit Size 1
PED477020	Sleep Positioning System - Kit Size 2
PED477030	Sleep Positioning System - Kit Size 3
PED477040	Sleep Positioning System - Kit Size 4

Paediatric Position Pillows



Star Pillow



Horseshoe Pillow



Sidney Side Lyer

For more Paediatric position pillows, visit www.aidacare.com.au to check out the complete Snooooooze range.

Simple Stuff Works Packages

medifab[®]



- The Simple Stuff Works way provides high quality education and therapeutic positioning equipment with an aim to eradicate the preventable problems associated with body shape distortion

Code	Description
PTA534400	Cushion - Positioning - Simple Stuff Work (As per script)

Care Wave Cushions



Code	Description	One Size
PTA535075	Cylindrical	700 x 170mm
PTA535095	Semi-Fowler	700 x 500 x 140mm
PTA535080	Decubitus	300 x 1800mm
PTA535090	Heel	900 x 180mm
PTA535095	Delta	550 x 300 x 300mm

Bathroom



Norbed Kid




Foldable door siderails



Lowerable bar siderails



- Foldable doors have a top latch lock, which is easy for the carer to operate
- Designed to ensure there is no risk of injury to the child while in bed
- Handset buttons are colour coded for ease of function recognition
- The magnet safety locking mechanism ensures correct and safe use by only the carer
- The handset can be easily, and safely stowed in its holder and locked at the base of the bed, to ensure only the carer operates the bed
- From as low as 30cm for self-transfer for able bodied users, to 80cm carer working height
- Side rail options allows you to configure the bed to the child needs. Options include foldable doors, lowerable and fixed sides, with bars or Perspex. Plus, height options in 40cm and 80cm high
- Mattress platform length designed to anthropometric measurement, for increased support and exceptional comfort of the child
- The mattress platform can be configured with no profiling functions, combined manual rastofix and electric handset functionality, or fully electric operated – to provide optimum support for the child



Description	Width Outer/Inner	Length Outer/Inner	Height adjustment	Under bed clearance	Backrest angle	Thigh angle	Legrest lift	Product weight (without bed ends)	SWL
Norbed Kid - Small	900/800mm	1400/1460mm	300 - 800mm	150mm	0 - 70°	0 - 12°	0 - 24°	86kg	70kg
Norbed Kid - Medium	900/800mm	1600/1660mm	300 - 800mm	150mm	0 - 70°	0 - 12°	0 - 30°	95kg	70kg
Norbed Kid - Large	900/800mm	1790/1850mm	300 - 800mm	150mm	0 - 70°	0 - 12°	0 - 30°	97kg	70kg

Firefly GottaGo



- GottaGo is an innovative, compact, portable toilet seat which provides you with the consistency needed for toileting success
- Complete with a neat backpack for stress-free travel and a toilet training guide, making toilet time easier for everyone
- Retractable legs for easy folding, stowing and different height settings
- Can be used over any toilet or potty
- Snug hug-like fit and warm touch materials for extra comfort
- Accessories include the footplate, straps, seat strap, potty and backpack
- Lightweight and sturdy



Code	Description	Seat Width	Seat Depth*	Back Height
PED491155	GottaGo Size 1 w/Seat - Frame and all Accessories	225mm	220mm	240mm
PED491160	GottaGo Size 2 w/Seat - Frame and all Accessories	270mm	290mm	360mm
PED491165	Toilet Seat Accessory - GottaGo Size 1			
PED491170	Toilet Seat Accessory - GottaGo Size 3			

* Minimum Seat Depth

Splashy



- Flexible use in an environment
- Choose from 26 recline options, from upright at 106 degrees to a fully reclined at 140 degrees. The floorsitter can also be used with your GoTo Seat
- The Splashy harness adapts to your child's postural support needs, with the option of a 5-point or the 3-point pelvic support
- Splashy's warm-touch, quick-dry foam covering feels soft whether it's wet or dry
- The sculpted shape provides a comfy and supportive sitting position
- The harness and bumper supports are easily attached using toggles, meaning you can adjust Splashy's supports to fit your child as they continue to grow
- 4 x detachable 'bumper' supports for use anywhere on the seat where support is required (i.e. head rest,ommel or anti-slide shelf)
- Age range: 1-8 years



Code	Description	Seat Back Rest		Seat Base		Floorsitter	
		Height	Width	Depth	Width	Width	Height
PED491000	Splashy - Blue Base with Green Harness	610mm	385mm	300mm	350mm	420mm	630mm
PED491050	Splashy - Blue Base w/Blue Harness	610mm	385mm	300mm	350mm	420mm	630mm



Splashy Big

- Flexible use in an environment
- Choose from 26 recline options, from upright at 106 degrees to a fully reclined at 140 degrees
- The Splashy Big harness adapts to your child's postural support needs, with the option of a 5-point or the 3-point pelvic support
- 4 x detachable 'bumper' supports for use anywhere on the seat where support is required (i.e. head rest, pommel or anti-slide shelf)

- The new Splashy Big stabiliser feature provides additional stability when used outside of the bath
- Age range: 8-16 years



Code	Description	Seat Back Rest		Seat Base		Floorsitter	
		Height	Width	Depth	Width	Width	Height
PED491100	Splashy Big - Blue Base with Coral Harness	720mm	450mm	400mm	450mm	420mm	795mm
PED491150	Splashy Big - Blue Base w/ Lime Harness	720mm	450mm	400mm	450mm	420mm	795mm



Sharky Bathroom Chair

- Versatile, practical, and functional! These aspects have been the primary focus throughout the development
- Backrest recline
- 45° Tilt in Space
- Hygiene Opening - Removeable section in rear area to assist with hygiene
- Height Adjustable
- Compact Folding - Folds down to a height of 28cm for easy transport and storage
- Removable Padding for easy care and cleaning



Code	Description	Overall Width	Overall Depth	Back Height	Seat Angle	Backrest Angle	Knee Angle	Footplate Angle	Wheel	Wty
BTS105970	Sharky Bathroom Chair (As per script)	240 - 350mm	270 - 400mm	420mm	-10° to 45°	72° - 120°	78° - 138°	80° - 100°	75 - 100mm	2 Years



Advance Bath Chair

- Supports and holds the child to assist with bathing
- Easy-to-use adjustable legs can be set up prior to use
- Simple lever can be used to adjust the backrest recline position in the bath

- Folds flat for easy storage and transportation
- Washable, mesh fabric is breathable and soft to touch
- Accessories include head support, leg supports and shower trolley



Code	Description	Seat Width	Seat Depth	Back Height	Warranty
PED478480	Advance Bath Chair Size 1, Ages 1 - 5 years (As per Script)	425mm	225mm	350mm	2 Years
PED478500	Advance Bath Chair Size 2, Ages 4 - 9 years (As per Script)	425mm	275mm	400mm	2 Years
PED478510	Advance Bath Chair Size 3, Ages 8 - 14 years (As per Script)	425mm	335mm	460mm	2 Years
PED478530	Advance Bath Chair Size 4, Ages 12 - 18 years (As per Script)	425mm	400mm	550mm	2 Years



RAZ - CAT Mobile Shower Commode

- For pediatrics, adolescents or smaller adults, the compact Raz-CAT provides a fit that is better suited to physically smaller clients
- The base and seat frames retain the 18" width of the Raz-AT so that the chair can still be positioned over a toilet
- The seat frame depth has been reduced and a depth-adjustable back offers depths from 12" to 15" (to front of frame) or up to 17" with the front of the seat overhanging the seat frame
- Custom seats are available
- The standard seat has an elongated aperture that works with seat depths from 12" to 15"
- The base frame has been shortened by 3", which makes the chair more maneuverable
- The depth-adjustable back provides growth capability - essential component for pediatrics
- Back frames can be ordered in widths 14", 16" and 18"
- Available back heights are 15" and 18"



Code	Description	Overall Width	Overall Length	Seat Depth	Back Height
BTC091800	RAZ - CAT Mobile Shower Commode (As per Script)	550 - 460mm	810mm	280 - 400mm	380 or 460mm



Otter Bathing System

- Durable plastic frame is lightweight for carrying with easy to clean surfaces
- Soft fabric gives comfortable support and is easily removable for machine washing
- Seat fabric can be slipped off to bathe a child sitting on bottom of bath, supported by the chair back
- Adjustable slip resistant legs
- Height adjustable
- Leg straps enable abduction and adduction for optimum postural control

- Two positioning straps secure child for safety
- Head cushions are height and width adjustable without tools and provide support and comfort
- Can also be used as lateral supports for maintaining straight-line upper body balance
- Folds flat for easy storage and transportation
- Available in 3 sizes - Specify size on request
- Accessories available on request



Code	Description	Seat Width	Seat Depth	Back Height	Warranty
PED480829	Otter Bathing System, Small	370mm	330mm	450mm	2 Years
PED480830	Otter Bathing System, Medium	370mm	330mm	640mm	2 Years



Protection & Compression Garments

416 Protection - General



THE FULL RANGE

OF PROTECTION & COMPRESSION GARMENTS

For the full range visit the link below or use the QR code for more details.

www.aidacare.com.au/products/pressure-care-circulation



Protection General




Sheepskin Natural Gold Overlay



- Genuine Australian lambs wool overlay provides additional comfort to an existing mattress
- Soft pile allows air circulation to keep skin dry

Code	Description	Length	Width
PTA502500	Sheepskin Overlay	1000mm	750mm

NDIS Item Code 05_043306004_0103_1_2 **DVA AB11**



Sheepskin Hi Temp Classic Mattress Overlay

- A full covered medical sheepskin bed overlay, designed to cover head to toe
- Suitable for long term patients where shear and friction are a concern

Code	Description	Length	Width
PTA521400	Sheepskin Mattress Overlay	1250mm	750mm

NDIS Item Code 05_043306004_0103_1_2 **DVA AB11**

Sheepskin Hi Temp Medical Overlay



- Medical grade sheepskin is a versatile product that can be used in the bed, on a chair or on a car seat
- Assists in pressure reduction, will absorb water, transfer heat away from the body and reduce shear and friction

Code	Description	Length	Width
PTA521500	Medical Sheepskin Overlay	1000mm	650mm

NDIS Item Code 05_043306004_0103_1_2

Gel & Foam Underarm Crutch Covers



- Fit easily over the existing foam of the underarm/axilla crutches providing a comfortable support surface for the user

Code	Description
PTA509020	Gel and Foam Underarm Crutch Axilla Covers
PTA509021	Gel Underarm Crutch Handle Covers

NDIS Item Code 03_120000911_0105_1_1 **DVA AP14**



Sheepskin Leg Rest Cover

- High quality medical grade sheepskin covers provide natural comfort for any wheelchair
- Provide excellent skin protection and comfort

Code	Description
PTA522100	Wheelchair Cover
PTA522101	Wheelchair Calf Protector Cover

NDIS Item Code 03_090000911_0103_1_1 **DVA AB11**



Sheepskin Cushion/Back Cover

- The It Sheepskin Cover can be used directly on a seat or back canvas of a wheelchair
- Can be placed over standard foam cushions to increase pressure care and absorb perspiration

Code	Description	Length	Width
PTA521300	Sheepskin Hi Temp - Cushion/Back Cover	500mm	500mm

NDIS Item Code 03_090000911_0103_1_1 **DVA AB11**

Protection - General



Gel Armrest Pads

- Ultimate gel comfort and protection for the elbows and wrists
- Distributes pressure efficiently to help avoid harmful pressure-related problems
- Durable neoprene nylon surface for easy cleaning

Code	Description	Length	Width
PTA508400	Gel Armrest Pads (Pair)	88.9mm	304.8mm
PTA508425	Gel Armrest Pads (Pair)	88.9mm	355.6mm
PTA508450	Gel Armrest Pads (Pair)	88.9mm	406.4mm

NDIS Item Code 03_120000911_0105_1_1



Gel Calf Support Panel

- Provide comfortable support to the lower legs in the seating position
- Single piece model features large gel pad, with 6 velcro secure straps
- Split Panel model allows use of swing away legrests without removal of the calf panel

Code	Description	Fits Wheelchair
PTA508500	Gel Calf Support Panel (Single)	40.64 - 50.8cm
PTA508550	Gel Calf Support Panel (Pair)	40.64 - 50.8cm

NDIS Item Code 03_120000911_0105_1_1



Gel & Foam Footplate Protector Covers

- Designed to fit over existing footplates on a wheelchair
- Highly efficient at distributing pressure thereby avoiding harmful pressure-related problems

Code	Description	Size
PTA508600	Gel Covers (Pair)	203.2 x 152.4mm
PTA508610	Gel Covers w/ Adhesive Back (Pair)	203.2 x 152.4mm
PTA508615	Gel Cover (Single)	279.4 x 228.6mm

NDIS Item Code 03_120000911_0105_1_1



Heelift Suspension Boot

- Designed by orthopaedic surgeons specifically for prevention and treatment of heel pressure ulcers
- Effectively eliminates heel pressure by suspending the heel in the air
- Two options available: Smooth or Convoluted

Code	Description
PTA509200	Heelift Suspension Boot Smooth
PTA509100	Heelift Suspension Boot Convoluted

NDIS Item Code 05_098800044_0103_1_2 **DVA AB11**



Aspire Heel Protector

- Cushioning silicone fibre inner promotes airflow for skin microclimate management
- Seams are located within padding folds to avoid pressure points

Code	Description
PTA503360	Heel Protector

NDIS Item Code 05_098800044_0103_1_2 **DVA AB11**



Gel Armrest Trough Liner

- Fits onto the Ottobock trough channel forearm pad armrest
- Provides a comfortable, supportive gel support pad for the user

Code	Description	Length
PTA508470	Gel Armrest Trough Liner - Medium	330.2mm
PTA508480	Gel Armrest Trough Liner - Large	482.6mm

NDIS Item Code 03_120000911_0105_1_1



Pressure Care Assist

- Can be used anywhere in the bed to assist with pressure care
- Made from medical grade sheepskin
- Helps reduce the risk of pressure area breakouts in the heels, sacrum, shoulders or head

Code	Description
PTA521600	Pressure Care Assist

NDIS Item Code 05_098800044_0103_1_2 **DVA AB11**



Gel Knee Protector Buttons

- Provide a soft surface to protect the users knees from bumping against legrests
- Attach to the inside of the legrests on a wheelchair
- Includes mounting hardware

Code	Description
PTA508800	Gel Knee Protector Buttons - (3.18) Swing Away Legrests
PTA508820	Gel Knee Protector Buttons - (3.18) Elevating Legrests
PTA508810	Gel Knee Protector Buttons - (1.98) Swing Away Legrest
PTA508830	Gel Knee Protector Buttons - (1.98) Elevating Legrest

NDIS Item Code 03_120000911_0105_1_1



Sheepskin Short Slipper Boot

- Assists in the prevention of pressure ulcers on the feet with an existing injury or condition
- Designed for use primarily in bed, wheelchair use or recliner chair use

Code	Description	Shoe Size US
PTA521897	Short Slipper Boot - XX-Small	3 - 4
PTA521898	Short Slipper Boot - X-Small	5 - 6
PTA521899	Short Slipper Boot - Small	7 - 8
PTA521900	Short Slipper Boot - Medium	9 - 10
PTA521901	Short Slipper Boot - Large	11 - 12
PTA521902	Short Slipper Boot - X-Large	13 - 14
PTA521903	Short Slipper Boot - XX-Large	14 - 15

NDIS Item Code 05_098800044_0103_1_2 **DVA AB11**



Sheepskin Wrap Around Boot

- Wrap Around Sheepskin Boots designed for those at risk of foot ulcers and other types of tissue damage
- Constructed with low profile EVA sole, these boots can be worn outside

Code	Description	Shoe Size US
PTA521704	Wrap Around Boot - XX-Small	3 - 4
PTA521705	Wrap Around Boot - X-Small	5 - 6
PTA521706	Wrap Around Boot - Small	7 - 8
PTA521707	Wrap Around Boot - Medium	9 - 10
PTA521708	Wrap Around Boot - Large	11 - 12
PTA521709	Wrap Around Boot - X-Large	13 - 14
PTA521710	Wrap Around Boot - XX-Large	14 - 15

NDIS Item Code 05_098800044_0103_1_2 **DVA AB11**



Sheepskin Pressure Care Boot

- Sheepskin Boots designed for those at risk of foot ulcers and other types of tissue damage
- Constructed with low profile EVA sole, these boots can be worn outside

Code	Description	Shoe Size US
PTA521697	Pressure Care Boot - XX-Small	3 - 4
PTA521698	Pressure Care Boot - X-Small	5 - 6
PTA521699	Pressure Care Boot - Small	7 - 8
PTA521700	Pressure Care Boot - Medium	9 - 10
PTA521701	Pressure Care Boot - Large	11 - 12
PTA521702	Pressure Care Boot - X-Large	13 - 14
PTA521703	Pressure Care Boot - XX-Large	14 - 15

NDIS Item Code 05_098800044_0103_1_2 **DVA AB11**



Sheepskin Tall Slipper Boot

- This product has been designed to protect the entire lower limb
- The Tall Slipper Sheepskin Boot can be worn in bed, in a chair or wheelchair and allows the use of compression bandages or support hosiery

Code	Description
PTA520500	Tall Slipper Boot - One Size Fits All

NDIS Item Code 03_090000911_0103_1_1 **DVA AB11**



Sheepskin Sovereign Snug

- Beautifully crafted Sheepskin Snugs will accommodate mild foot oedema whilst offering support and comfort
- Made especially from carefully selected lambskin material

Code	Description	Shoe Size US
PTA521905	Sovereign Snug - Small	7 - 8
PTA521906	Sovereign Snug - Medium	9 - 10
PTA521907	Sovereign Snug - Large	11 - 12

NDIS Item Code 05_098800044_0103_1_2 **DVA AB11**



Bed Heel Elevator

- Wedge-shaped contoured foam provides excellent support for the lower leg
- Rigid foam aids blood flow and reduces pressure

Code	Description
PTA509050	Bed Heel Elevator

NDIS Item Code 05_098800044_0103_1_2 **DVA AB17**



ROHO Heelpad

- ROHO Heelpad offers an adjustable therapeutic environment which aids in the healing of heel and elbow ischemic ulcers
- Made from soft, latex free neoprene the heelpad is extremely durable

Code	Description
PTC541600	ROHO Heelpad



Sheepskin Heel Supports

- Protect the heel from ulcerations caused by bumps and knocks
- Made from medical grade sheepskin
- Wraps around the heel and ankle leaving the rest of the foot unencumbered

Code	Description	Show Size US
PTA521199	Heel Supports - Small (Pair)	7 - 8
PTA521200	Heel Supports - Medium (Pair)	9 - 10
PTA521201	Heel Supports - Large (Pair)	11 - 12

NDIS Item Code 05_098800044_0103_1_2 **DVA AB11**



Heel Protectors Spenco

- Made from medically treated, washable natural cotton / polyester
- One size fits all, with a velcro band closer

Code	Description	Length	Width	Height
PTA530200	Heel Protectors Spenco	140mm	100mm	30mm

NDIS Item Code 05_098800044_0103_1_2 **DVA AB11**



Elbow Lift Suspension Pad

- Cushions and elevates the elbow to minimise surface contact
- Helps protect the olecranon and olecranon bursa from friction burns and contusions
- Latex free

Code	Description
PTA508200	Elbow Lift Suspension Pad



Sheepskin Palm Protector

- Provides comfort for patients with hand contractures
- Designed to offer moisture absorption, reducing the likelihood of maceration
- One size fits all

Code	Description
PTA521104	Palm Protector (Ambidextrous)

NDIS Item Code 03_090000911_0103_1_1



Heel/Elbow Protector (With Gel Pad)

- Gel Elbow/Heel Protectors are made from a comfortable, stretchable acrylic/spandex
- Designed to prevent trauma or wearing of the heel or elbow
- Sold as a pair

Code	Description	Size
PTA506400	Gel Heel/Elbow Protector - Small	230mm
PTA506500	Gel Heel/Elbow Protector - Large	280mm
PTA506600	Gel Heel/Elbow Protector - X-Large	330mm

NDIS Item Code 05_098800044_0103_1_2 **DVA AR29**



Sheepskin Elbow Protector

- Provides elbow pressure point control
- Assists in avoiding skin tears, bruising and other tissue damage
- Easy and convenient velcro fastening
- Sold as a pair

Code	Description
PTA521100	Elbow Protector (One Size Fits All)

NDIS Item Code 03_090000911_0103_1_1 **DVA AB11**

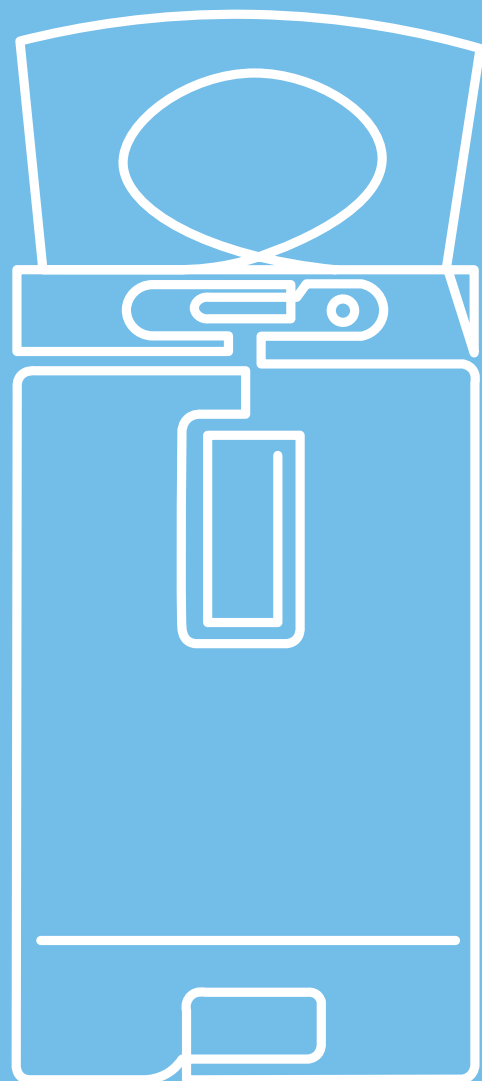
THE FULL RANGE

OF PROTECTION & COMPRESSION GARMENTS

For the full range visit the link below or use the QR code for more details.

www.aidacare.com.au/products/pressure-care-circulation





Sanitisers & Macerators

- 423 DDC Sanitisers & Macerator
- 425 DDC Consumables & Accessories
- 426 Meiko Sanitisers
- 428 Meiko Consumables & Accessories
- 429 Plasticware & Consumables



CROSS-INFECTION CONTROL

BREAKING THE CHAIN OF INFECTION



Infection Control



Water Efficient



Budget Friendly



Energy



Nationally Accredited


WASHER SANITISERS : STEAM DISINFECTION TO > AO 700

HOT & COLD WATER SYSTEMS

COLD WATER SYSTEMS



Panamatic Optima 3




Capacity:
3 Bed Pans &
3 Urine Bottles



Hands Free Opening
+ Data Logger and Dual Probes



Panamatic Optima 2




Capacity:
2 Bed Pans &
2 Urine Bottles



Hands Free Open, Close & Cycle Start
+ Data Logger and Dual Probes



Panamatic Maxi




Capacity:
3 Bed Pans &
3 Urine Bottles



Hands Free Opening
+ Data Logger and Dual Probes



Panamatic Midi



Capacity:
2 Bed Pans &
2 Urine Bottles



Hands Free Open, Close & Cycle Start
+ Data Logger and Dual Probes



DDC Washer Sanitisers meet or exceed all the essential performance & design elements of ISO 15883 and AS 4187 (2019) as tested and certified by Australian Certification Services. Efficacy tested & certified by Eurofins AMS Laboratories.



DDC Sanitisers & Macerators



SANITISERS



Panamatic Optima 3

The Panamatic Optima 3 Washer Sanitiser operates with hot & cold water. The large wash chamber accommodates up to 6 utensils and urine bottles per cycle.

Features:

- Improved wash performance (Hot & cold water)
- Hands-free open, close and start
- Large capacity chamber
- Easier loading

+ Data logger and dual probes

Code	UPM100260
Electrical supply	Single Phase 230 V, 13 AMP
Electrical output/input	Motor - 0.75 KW, Heater - 2.5 KW
Dimensions (w x d x h)	600 x 600 x 900mm
Water supply	15mm Hot & Cold water 1 - 6 bar
Soil connection	110mm connections supplied
Operation cycle time	Approx 10 mins - 30ml Ecowash
Steam disinfection	Exceeds Ao 700, 85° x 75 secs
Typical capacity	3 bedpans + 3 urine bottles/cycle
Warranty	1 Year



Hands free opening

Easier Loading



Panamatic Optima 2

The Panamatic Optima 2 Washer Sanitiser operates with cold water version of the Midi. The more compact washer chamber accommodates up to 4 pans and bottles per cycle.

Features:

- Improved wash performance (Hot & cold water)
- Efficient water and power use
- Hands-free open, close and start
- MicrobeSafe antimicrobial lid
- Steam disinfection cycle
- Easier loading

+ Data logger and dual probes

Code	UPM100210
Electrical supply	Single Phase 230 V, 13 AMP
Electrical output/input	Motor - 0.75 KW, Heater - 2.5KW
Dimensions (w x d x h)	500 x 600 x 1042mm
Water supply	15mm Hot & Cold 1 - 6 bar
Soil connection	110mm connections supplied
Operation cycle time	Approx 8 mins / 30ml EcoWash
Steam disinfection	Exceeds Ao 700, 85° x 75 secs
Typical capacity	2 bedpans + 2 urine bottles/cycle
Warranty	1 Year



Easier Loading

Hands free cycle start

Hands free opening



Panamatic Maxi

The Panamatic Maxi Washer Sanitiser operates with cold water v. The large wash chamber accommodates a up to 6 utensils and urine bottles per cycle.

- Cold water wash
- Hands free opening
- Large chamber capacity
- Steam disinfection cycle
- Easier loading

+ Data logger and dual probes

Code	UPM100360
Electrical supply	Single Phase 230 V, 13 AMP
Electrical output/input	Motor - 0.75 KW, Heater - 2.5 KW
Dimensions (w x d x h)	600 x 600 x 900mm
Water supply	15mm Cold water 0.5 - 10 bar
Soil connection	110mm connections supplied
Operation cycle time	Approx 5 mins - 30ml Ecowash
Steam disinfection	Exceeds Ao 700, 85° x 75 secs
Typical capacity	3 bedpans + 3 urine bottles/cycle
Warranty	1 Year



Panamatic Midi

The Panamatic Midi Washer Sanitiser operates with cold water and is designed for low-medium workload situations.

- Cold water wash
- Efficient water and power use
- Hands-free open, close and start
- MicrobeSafe antimicrobial lid
- Large chamber capacity
- Easier loading

+ Data logger and dual probes

Code	UPM100310
Electrical supply	Single Phase 230 V, 13 AMP
Electrical output/input	Motor - 0.425KW, Heater - 2.5KW
Dimensions (w x d x h)	500 x 600 x 1042mm
Water supply	15mm Cold water 0.5 - 10 bar
Soil connection	110mm connections supplied
Operation cycle time	Approx 7 mins / 30ml EcoWash
Steam disinfection	Exceeds Ao 700, 85° x 75 secs
Typical capacity	2 bedpans + 2 urine bottles/cycle
Warranty	1 Year



MACERATOR Pulpmatic Eco+ Macerator

The Pulpmatic Ultima Medical Pulp Macerator features cross-infection control combined with improved environmental performance and ease of use.

Features:

- Blockage free processing
- Hands-free open, close and start
- Large chamber capacity
- Reduced water consumption
- Automatic sanitation cycle
- Includes programmable audio messaging

Code	UPM100130
Electrical supply	Single Phase 230 V, 15 AMP
Motor Output	0.75kW, Noise: 59.5 dba
Dimensions (w x d x h)	500 x 600 x 1042mm
Water supply	15mm Cold water 0.5 - 10 bar
Soil connection	50mm PTrap to 110mm waste
Operation cycle time	From 85 seconds / 8ml EcoCleanse
Typical capacity	3 large or 6 small pulp products
Warranty	1 Year



Hands free operation

Hands free opening

Greater capacity

Seven Key Reasons For Choosing A Pulpmatic

1. Hands-free operation.
2. Greater capacity due to unique six blade maceration design.
3. Automatic clean internal maceration chamber with disinfectant.
4. Lower water consumption.
5. Installation service and ongoing care.
6. After-sales service is handled by expert on-call technicians.
7. Compatible with all disposable pulp products.



Detergent and Deodoriser



Macerator Deodoriser 5L



Sanitiser Detergent 5L



Macerator Deodoriser Concentrate - 1L

Accessory




Wall Cabinet with combination lock

Fits 2x 5L Units
Fits 12x 1L Units

KILLS 99% OF BACTERIA AND VIRUSES
Maximum sanitisation and germ kill. Not classified as hazardous.
For use in DDC Pulpmatic Macerators and Washer Sanitisers.

Code	Description
UPD300110	Sanitiser Detergent - Carton of 2 (5L)
UPD300120	Macerator Deodoriser - Carton of 2 (5L)
UPD300125	Macerator Deodoriser - Carton of 12 (1L)
UPA200100	Wall cabinet with combination lock
UPA300300	Detergent Basket - Lockable
UPW300220	Fluid Absorption Paper Sachets - Box of 100

Drying Racks



No.	Code	Description
1	UPA200276	Stainless Steel 4 Bedpan 4 Urine Bottle Drying Rack
2	UPA200277	Stainless Steel 6 Bedpan 6 Urine Bottle Drying Rack
3	UPA200278	Stainless Steel 8 Bedpan 8 Urine Bottle Drying Rack
4	UPA200280	Stainless Steel Wall Mounted Basin Rack
5	UPA200285	Stainless Steel Wall Mounted Shelf (DripTray Only)

Meiko Sanitisers



Overview

Meiko is a recognised global leader in cleaning and disinfection solutions. Meiko combines German engineering and design to deliver a compact, flexible and highly-functional range of front-loading Sanitizer solutions. In addition to equipment supply, Meiko offer full sluice/clean-room design options and a large range of complimentary accessories. Meiko equipment is water & energy efficient and is cost-effective to maintain with only a single annual service recommended.

Meiko TOPIC

The TOPIC range of sanitizers from MEIKO are available in a Wall-mounted (Topic 10); Floor Mounted (Topic 20); Under-bench (Topic 30); and Cabinet (Topic 40) versions. The TOPIC range is offered as a more economical choice with fewer features than the premium TOPLINE range. The TOPIC range offers full standards-compliant disinfection and great features (such as hands-free open/close in the AT model) to reduce cross-contamination.



Topic 10
Wall Mounted

Topic 20
Floor Mounted

Topic 10 & Topic 20

- Simple and logical electronic interface for staff with clear program selection and alert indicators
- Clear detergent and temperature indicators help reduce wash errors
- Temperature data logging for reporting purposes
- Hands-free open/close (with AT model) to minimise cross-infection
- Warm & Cold Water supply
- Total system disinfection - Disinfects all water channels after each completed wash cycle to avoid the risk of recontamination
- 3 Program Options (Short / Normal / Intensive) for disinfection from A060 (Short) to A03000 (Intensive) - for higher disinfection value
- Variable Cycle Times depending on Program Option: Short (5min); Normal (5.5min); Intensive (6min)
- Capacity: 2 Bed Pans and 2 Urine Bottles or 3 Urine Bottles
Short Program: 24 Bed Pans & 24 Urine Bottles or 36 Urine bottles per hour
Normal Program: 11 Bed Pans & 11 Urine Bottles per hour
Intensive Program: 9 Bed Pans & 9 Urine Bottles per hour
- Efficient Water use depending on Program Option: Short (23 L); Normal (31 L); Intensive (39 L)
- Energy efficient at 235 watts: 240V, 50Hz, 16A, 3kw. 3-phase connection
- Complies with AS4187:2014 > ISO 15883, 1 & 3.
- Low maintenance cost- serviced once in a year or every 5000 cycles

Code	Description	Width	Depth	Height
UPM200500	Sanitiser - Meiko -Topic 10	500mm	450 - 600mm	1630mm
UPM200510	Sanitiser - Meiko -Topic 10 AT - with Auto Door	500mm	450 - 600mm	1630mm
UPM200520	Sanitiser - Meiko -Topic 20	500mm	450 - 600mm	1730mm
UPM200530	Sanitiser - Meiko -Topic 20 AT - with Auto Door & Foot	500mm	450 - 600mm	1730mm

Meiko Sanitisers



Floor Mounted

Topic 20 XL

- For high-volume workflow solutions, MEIKO offer the TOPIC 20 in a side-by-side configuration called the "XL"
- The benefits of this solution include:
 - Dual usage provides high-flow during peak-use periods. Single usage during quieter periods increases efficiency by decreasing water & electricity use and cycle times
 - System redundancy in the event of an outage helps ensure operational continuity in the facility
 - Utilises existing water and electrical connections to ensure installation cost-effectiveness

Code	Description	Width	Depth	Height
UPM200540	Sanitiser - Meiko -Topic 20 XL (side-by-side)	1000mm	450 - 600mm	1730mm
UPM200550	Sanitizer - Meiko -Topic 20 XL AT (side-by-side) - with Auto Door & Foot	1000mm	450 - 600mm	1730mm

Meiko TOPLINE

The TOPLINE range of sanitizers from MEIKO are available in Wall- mounted (Topline 10) or Floor Mounted (Topline 20) ; Under-bench (Topline 30); and Cabinet (Topline 40) versions. The TOPLINE range is offered as a premium choice with additional features to the economical TOPIC range. The TOPLINE range offers, as standard, telescoping spray-nozzles which penetrate up-into bed-pans and ensure that active cleaning occurs inside the pan and under edges. The TOPLINE range offers, as standard, a drying and cooling cycle thus eliminating steam emissions and negating the need for drip trays thus saving space in the utility room.

General Features

- Telescoping Rotary Jet to ensure the inside of bed pans is cleaned
- Cooling and drying cycle on completion ensures devices are dry when removed, thus reducing the need for drip-trays & drying racks



Topline 10
Wall Mounted

Topline 20
Floor Mounted

TopLine 10 & Topline 20

- Simple and logical electronic interface for staff with clear program selection and alert indicators
- Hands-free open/close (with AT model)
- Warm & Cold Water supply
- Total system disinfection- Disinfects all water channels after each completed wash cycle to avoid the risk of recontamination.
- 3 Program Options (Short / Normal / Intensive) for disinfection from A060 (Short) to A03000 (Intensive) - for higher disinfection value
- Variable Cycle Times depending on Program Option: Short (5min); Normal (5.5min); Intensive (6min)
- Capacity: 2 Bed Pans and 2 Urine Bottles or 3 Urine Bottles
Short Program: 24 Bed Pans & 24 Urine Bottles or 36 Urine bottles per hour
Normal Program: 11 Bed Pans & 11 Urine Bottles per hour
Intensive Program: 9 Bed Pans & 9 Urine Bottles per hour
- Efficient Water use depending on Program Option: Short (23 L); Normal (31 L); Intensive (39 L)
- Energy efficient at 235 watts: 240V, 50Hz, 16A, 3kw. 3-phase connection
- Complies with AS4187:2014 > ISO 15883, 1 & 3
- Low maintenance cost- serviced once in a year or every 5000 cycles

Code	Description	Width	Depth	Height
UPM200100	Sanitiser - Meiko -Topline 10	500mm	450 or 588mm	1630mm
UPM200110	Sanitiser - Meiko -Topline 10 AT - with Auto Door	500mm	450 or 588mm	1630mm
UPM200120	Sanitiser - Meiko -Topline 20	500mm	450 - 588mm	1730mm
UPM200130	Sanitiser - Meiko -Topline 20 AT - with Auto Door & Foot	500mm	450 - 588mm	1730mm

CONSUMABLES

Rinse Aid



Detergent



Code	Description
UPD400100	Detergent - Meiko - Doyen R100 (5 ltr x 2 containers)
UPD400110	Rinse Aid - Meiko - Doyen SK 22 (5 ltr x 2 containers)

ACCESSORIES

	Code	Description	Width	Depth	Height
1	UPA400100	Basket insert with hinged lid - Meiko	-	-	-
2	UPA400110	Basket with hinged lid for small items - Meiko	-	-	-
3	UPA400200	Bottle Rack - Meiko TU50 - 8 Urine Bottles (drip tray sep)	500mm	350mm	650mm
4	UPA400210	Bottle Rack - Meiko TU70 - 11 Urine Bottles (drip tray sep)	700mm	350mm	650mm
5	UPA400250	Pan & Bottle Rack - Meiko TUS 140 - 9 Pan & 9 Bottle (drip tray sep)	1400mm	350mm	650mm
6	UPA400260	Pan & Bottle Rack - Meiko TUS 50 - 6 Pan & 6 Bottle (drip tray sep)	500mm	350mm	650mm
7	UPA400300	Pan Rack - Meiko TS100 - 12 Pans (drip tray sep)	1000mm	350mm	650mm
8	UPA400310	Pan Rack - Meiko TS50 - 3 Pans (drip tray sep)	500mm	350mm	650mm
9	UPA400320	Pan Rack - Meiko TS70 - 6 Pans (drip tray sep)	700mm	350mm	650mm
10	UPA400330	Pan Rack - Meiko TS90 - 9 Pans (drip tray sep)	900mm	350mm	650mm
11	UPA400340	Pan Rack (Not Mounted) - Meiko - For vertical storage of bedpans - 4 Pan	-	-	-
12	UPA400350	Pan Rack (Not Mounted) - Meiko - For vertical storage of bedpans - 8 Pan	-	-	-
13	UPA400400	Rack (Internal) - Meiko - SUH 1 Internal rack (Non-standard in Aust)	-	-	-
14	UPA400410	Rack (Internal) - Meiko - SUH 2 Quick-change rack (Standard in Aust)	-	-	-
15	UPA400420	Rack (Internal) - Meiko - TopCut B - Quick Change Rack with Bag Empty	-	-	-
16	UPA400430	Rack (Internal) - Meiko - TopCut H - Bag Emptying Rack (internal)	-	-	-
17	UPA400500	Drip tray (For all wall-mounted racks) - Meiko - Stainless Steel (order with rack)	-	-	-



Plasticware & Consumables



Pans & Bowls



aspire
Bed Pan
BTT151800

DVA BE03



aspire
Wash Bowls
WAT769800 - 600 ml
WAT770000 - 1500 ml
WAT761200 - 3500 ml
WAT769600 - 5500 ml

DVA BE03



aspire
Kidney Dishes
WAT770700 - 800 ml
WAT770400 - 700 ml
WAT770600 - 600 ml
WAT770500 - 200 ml

DVA BE03



Bed Pan Slipper
BTT148000 - small
BTT161500 - large

DVA BE03



aspire
Urine Bottles
BTT148700 - female urinal (blue)
BTT145700 - male urinal (green)
BTT160900 - male urinal (clear)

DVA AD04



aspire
Bowl with Handle & Lid
BTC081610

DVA BE03



Bed Pan Liner Support
UPP100110



Slipper Pan Liner Support
UPP100115 - Midi
UPP100120 - Maxi

Medical Pulp Shapes (Disposable) for Macerators

COMPLIANCE ISO 15883/AS 4187:2019



Pulp - Slipper Pan
UPP100215 - Midi - 1300 ml
Packs of 100



Pulp - Slipper Pan
UPP100220 - Maxi - 2000 ml
Packs of 200



Pulp - GP Bowl
UPP100235 - 1000 ml
Packs of 400



Pulp - Kidney dish
UPP100230 - 700 ml
Packs of 600



Pulp - Male Urine Bottle
UPP100250 - 875ml - Bulbous



Pulp - GP Bowl
UPP100235 - 1000ml



Pulp - GP Bowl
UPP100240 - 3000ml



Pulp - Commode Bowl
UPP100225 - 1700ml
UPP100226 - Lid

Therapy & Exercise

- 432 Examination Couches & Equipment
- 435 Rehabilitation Therapy Equipment
- 439 Exercise & Resistance Training
- 443 Physiotherapy - Other
- 446 Enteral Feeding Pumps & Accessories



THE FULL RANGE OF THERAPY & EXERCISE EQUIPMENT

For the full range visit the link below or use the QR code for more details.

www.aidacare.com.au/products/therapy-and-exercise



Examination Couches & Equipment



Examination Couches & Equipment

Aspire Examination Table with Drawers



- 2 section fixed height examination table with drawers
- Gas assisted head section with comfort pillow
- Integrated drawers for management of consumables
- Medical grade vinyl upholstery for easy cleaning
- Stylish timber laminate surround trim to compliment the interior environment
- Medical grade foams for durability and patient comfort
- Robust powder coated steel frame can be cleaned easily in support of infection control processes



Code	Description	Overall Length	Overall Width	Overall Height	Backrest Angle
WAT822610	Examination Table with Drawers	1860mm	600mm	665mm	0° to 30°

2 Section Adjustable Examination Couch



- Electric Hi Lo operation by foot switch
- Sleek design with rounded frame legs for safety
- Minimum to maximum height in 30 seconds
- Adjustable head section through dual gas operated struts from -20° to +80°
- Retractable dual locking castors on all 4 castors
- Head section has face hole & plug
- Adjustable feet for uneven surfaces
- 75mm castors for safety and mobility



Code	Description	Length	Width	Height	Warranty
WAT821550	Exam Couch - 2 Section Electric Hi/Lo - Navy Blue	1950mm	710mm	480 - 900mm	Frame: 5 years Electrics: 3 years

3 Section Examination Couch



- Electric Hi Lo operation by foot switch
- Sleek design with rounded frame legs for safety
- Adjustable head section, angle adjustable from -45° to +70° & -90° to +40° (Short Head model)
- Adjustable leg section featuring double gas struts, angle adjustable from -45° to +70° & +0° to +90° (Short Head model)
- Minimum to maximum height in 30 seconds
- Head section has face hole and plug, adjustable feet for uneven surfaces
- Retractable dual locking 75mm castors on all 4 corners



Code	Description	Length	Width	Height	Warranty
WAT821555	Exam Couch - 3 Section Electric Hi/Lo - Navy Blue	1900mm	710mm	500 - 900mm	Frame: 5 years Electrics: 3 years
WAT821560	Exam Couch - 3 Section Electric Hi/Lo with Short Head - Navy Blue	1950mm	660mm	480 - 900mm	

5 Section Adjustable Examination Couch



- Electric Hi Lo operation by foot switch
- Sleek design with rounded frame legs for safety
- Minimum height 550mm to maximum height 900mm in 30 seconds
- Dual motor. 1. Electric Hi Lo 2. Postural drainage
- Adjustable head section featuring single gas strut, angle adjustable from 20° to +45°
- Adjustable leg section featuring double gas struts, angle adjustable from +0° to +80°
- Retractable dual locking 75mm castors on all 4 corners
- Head section has face hole & plug, and adjustable feet for uneven surfaces



Code	Description	Length	Width	Height	Warranty
WAT821565	Exam Couch - 5 Section Electric Hi/Lo - Navy Blue	1860mm	660mm	550 - 950mm	Frame: 5 years Electrics: 3 years

Aspire Tilting Examination Couch



- 2 section height adjustable patient surface also tilts from horizontal to vertical to assist with examinations and promote good posture for the therapist and practitioner
- Durable medical grade vinyl upholstery with robust powder coated steel frame for easy cleaning and sanitising in support of infection control processes
- Medical grade foams for patient comfort and durability
- Linak electronics with intuitive hand control to provide simple and efficient patient handling
- Base frame allows access for lifting devices
- Secure patient safety straps assist with positioning and support
- Gas assisted independent head section movement
- 125mm locking castors



Code	Description	Overall Length	Overall Width	Overall Height	Backrest Angle	Headrest Angle
WAT822630	Tilting Examination Couch	1865mm	600mm	560 - 820mm	0° to 82°	0° to 30°

Aspire Bobath Therapy Couch



- Designed for rehabilitation involving patients with neurological conditions
- Generous width therapy surface for mobilisation of patients up to 220kg S.W.L
- Durable medical grade vinyl upholstery with robust powder coated steel frame for easy cleaning and sanitising in support of infection control processes
- Gas assisted independent head section movement
- Linak electronics with intuitive hand control to provide simple and efficient patient handling
- Height adjustable patient surface assists with therapy and examinations
- Medical grade foams for patient comfort and durability
- 125mm locking castors



Code	Description	Overall Length	Overall Width	Overall Height	Backrest Angle
WAT822640	Bobath Therapy Couch	2400mm	1200mm	560 - 820mm	0° to 69°



Medical Stool

- Practitioners swivelling Examination Stool with backrest
- Gas assisted height adjustment
- 5 legs with rolling castors for stable manoeuvrability
- Comfort padded vinyl seat
- Contoured backrest

Code	Description	Overall Height
WAT803850	Examination Stool	560 - 750mm



Premium

Anaesthetic Stool

- Practitioners swivelling Examination Stool with backrest
- Gas assisted height adjustment
- 5 legs with rolling castors for stable manoeuvrability
- Comfort padded vinyl seat
- Contoured backrest

Code	Description	Height	Warranty
WAT803100	Anaesthetic Stool Premium with Foot Ring - Navy	490 - 630mm	3 Years
WAT803200	Anaesthetic Stool Standard - Navy	490 - 630mm	3 Years



Saddle Stool

- Adjustable height: 490mm - 630mm
- Cushion diameter: 350mm
- Foam thickness: 60mm

Code	Description	Height	Warranty
WAT803500	Saddle Stool - Navy	490 - 630mm	3 Years
WAT803600	Saddle Stool - Black	490 - 630mm	3 Years



Post Operative Step

- Single and Double steps for bed access
- Single step - 240mm
- Double step - 220mm and 400mm
- Black, non-slip ribbed rubber surface
- Rubber stoppers for stability

Code	Description	Height	Warranty
BEA014900	Post Operative Step - Single	240mm	1 Year
BEA014800	Post Operative Step - Double	220 400mm	1 Year

NDIS Item Code 05_181200711_0103_1_2



Rehabilitation Therapy Equipment



MUVI

Leg and/or arm/upper body trainer with simultaneous movement



*Shown in use, Chair not included

- Provides movement of limbs in a semi-recumbant position
- Passive, Assisting and Active Training
- Simultaneous training of leg and arm/upper body trainer, separately adjustable (concurrent, simultaneous training)
- Individual arrangement of operating keys possible
- Electronic foot insertion aid
- Speed from 1 to 60 rpm (passive)
- Resistance from 0 to 20 (active)
- Motor power from 1 to 10 (passive)
- Presetting of therapy time from 0 to 120 minutes
- Can be upgraded to an FES Cycle using HASOMED RehaMove2 (FPM100100)
- Movement Protection & Spasm Control
- Safety Stop
- Symmetry Training of leg and arm/upper body trainer
- Quiet, gentle and harmonious cycle movement (Smooth Drive System)
- Gentle starting and stopping of the movement
- Therapy and motivation programs
- Detailed biofeedback during and after training
- Export of training data and import of own training programs
- Three exercises in one device
- Mains voltage: 100-240 V~ / max. 120 VA, mains frequency: 47-63 Hz, class II equipment / Type BF

Code	Description	Length	Width	Height	Weight	S.W.L
FPM101100	MOTOmed Muvi (includes Leg Guides, Foot, & Hand Fixings)	950 - 1080mm	600mm	1240 - 1350mm	51 kg	135 kg

NDIS Item Code 05_129000111_0105_1_2

MOTOmed®

Uniquely Simultaneous

MOTOmed muvi users can train either separately or simultaneously with their legs, arms and upper body. The speed and resistance of the leg and arm/upper body trainer can be separately adjusted. The holistic MOTOmed movement can effectively improve muscle strength and mobility, as well as ideally strengthen the cardiovascular system.



LOOP RANGE Leg and/or arm/upper body trainer

MOTOmed®

- Provides movement of limbs in a semi-recumbant position
- Plastic-coated safety foot shells with fastening straps (pair, incl. pedal cranks) - on units with leg trainer
- Soft Grip Handles (pair, incl. pedal cranks) - on models with arm trainer
- Leg guides w/ plastic-coated calf shells(pair)
- QuickFix foot fastening system (pair)
- Hand fixation by wrist cuff (piece)
- Gas spring support for height adjustment
- Special stand with reduced stand height
- Can be upgraded to an FES Cycle using HASOMED RehaMove2 (FPM100100)
- Mains Voltage: 100–240 V~ / max. 120 VA, mains frequency: 47–63 Hz, class II equipment / Type BF
- “Leg” and “Arm” only models available
- Parkinson’s 90RPM High Speed model available

Code	Description	Length	Width	Height	Weight	S.W.L
FPM101130	MOTOmed Loop Range (includes Serial Interface, Gas Spring, Leg Guides, Foot and Hand Fixings)	700mm	600mm	1070 - 1220mm	36 kg	135 kg
FPM101149	MOTOmed Loop p.LA “Parkinson’s Model” (includes Gas Spring, Leg Guides, Foot and Hand Fixings)					
FPM101145	MOTOmed Loop L (Leg trainer only- includes leg guides, Gas Spring and foot fixings)					
FPM101147	MOTOmed Loop A (Arm Trainer Only - includes hand fixings)					

NDIS Item Code 05_129000111_0105_1_2



LOOP LA LIGHT Leg and/or arm/ upper body trainer

- Soft Grip safety foot shells with fastening straps (pair, incl. pedal cranks)
- Soft Grip Handles (pair, incl. pedal cranks)
- Gas spring support for height adjustment
- Special stand with reduced stand height
- Leg guides with plastic-coated calf shells (pair)
- QuickFix foot fastening system (pair)
- Hand fixation by wrist cuff (piece)
- Available in a BASIC configuration without comfort options (see below)

Code	Description	Length	Width	Height	Weight	S.W.L
FPM101140	MOTOmed Loop LA Light (includes Gas Spring, Leg Guides, Foot and Hand Fixings)	700mm	600mm	1070 - 1220mm	36 kg	135 kg
FPM101141	Loop LA Light, Basic (includes leg guides and Velcro foot fixings)					

* Shown in use, Chair not included

NDIS Item Code 05_129000111_0105_1_2



LOOP PROF Leg and/or arm/ upper body trainer

- Soft Grip safety foot shells with fastening straps (pair, incl. pedal cranks)
- Soft Grip Handles (pair, incl. pedal cranks)
- Gas spring support for height adjustment
- Special stand with reduced stand height
- Leg guides with plastic-coated calf shells (pair)
- QuickFix foot fastening system (pair)
- Hand fixation by wrist cuff (piece)

Code	Description	Length	Width	Height	Weight	S.W.L
FPM101120	MOTOmed loop.la prof (includes Serial Interface, Gas Spring, Leg Guides, Foot and Hand Fixings)	700mm	600mm	1070 - 1220mm	39 kg	135 kg

* Shown in use

NDIS Item Code 05_129000111_0105_1_2



GRACILE12 Leg and/or arm/upper body trainer

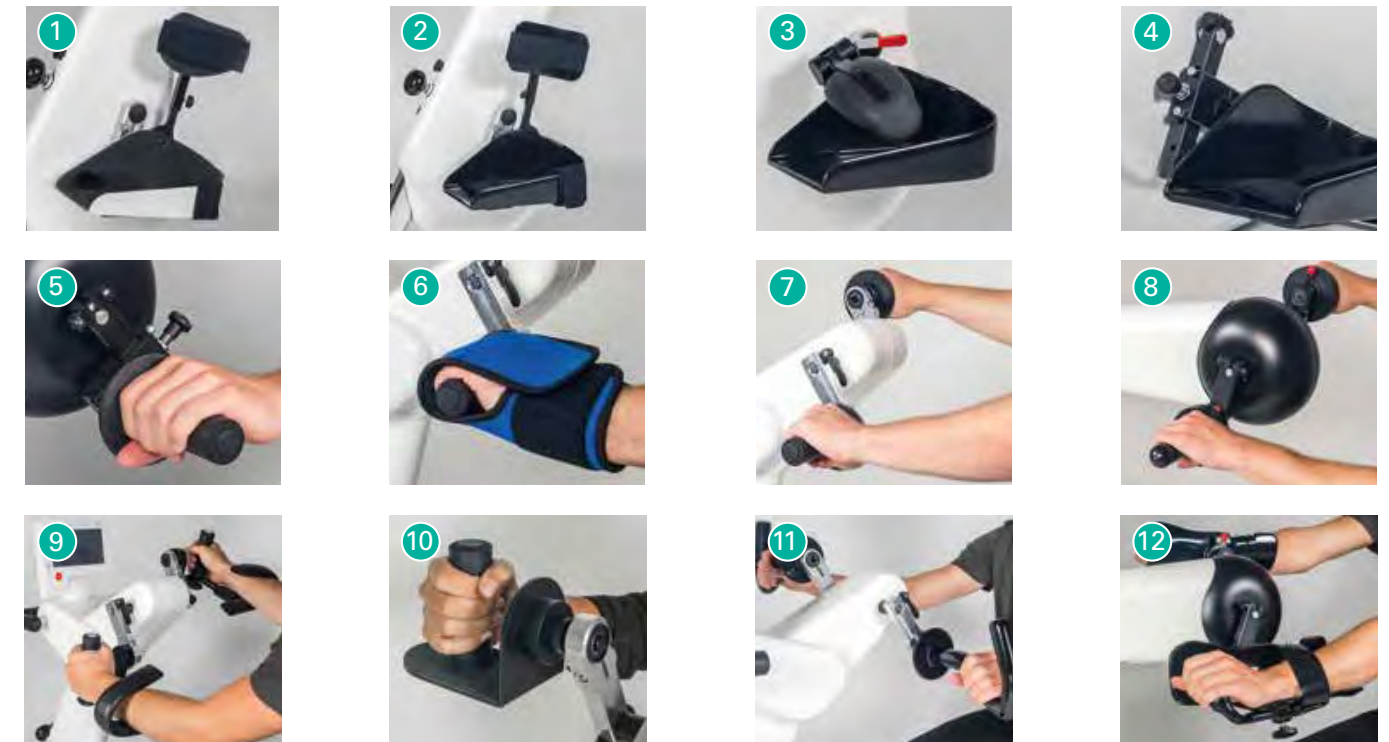
MOTOmed®

- Provides movement of limbs in a semi-recumbant position
- Passive, Assistive and Active Training
- Electronic foot insertion aid
- Speed from 1 to 60 rpm (passive)
- Resistance from 0 to 20 (active)
- Motor power from 1 to 10 (passive)
- Preset therapy time from 0 to 120 minutes
- Movement Protection & Spasm Control
- Quiet, gentle and harmonious cycle movement (Smooth Drive System)
- Safety stop and Symmetry Training
- Therapy and motivation programs
- Detailed biofeedback during and after training
- Language selection

Code	Description	Length	Width	Height	Weight	S.W.L
FPM101110	MOTOmed Gracile12 (Leg or Arm/Upper Body Trainer)	600 - 880mm	550mm	990 - 1140mm	33 kg	90 kg

NDIS Item Code 05_129000111_0105_1_2

MOTOmed Accessories



Code	Description	Muvi	Loop	Gracile12	Positions
1	FPM102280 Leg guides with calf shells (pair)		●		🦿
2	FPM102550 Leg guides with plastic-coated calf shells and fastening straps (pair)	●	●		🦿🦿
	FPM102680 Leg guides with plastic-coated calf shells (pair) and easy to clean fastening straps	●	◐		🦿🦿
3	FPM102110 QuickFix foot fastening system (pair)	●	◐	◐	🦿🦿🦿🦿
4	FPM102600 Pedal radius quick adjustment (leg trainer, pair)		◐		🦿🦿
	FPM102520 Pedal radius quick adjustment (arm trainer, pair)	●	●		🦿🦿
5	FPM102220 Hand fixation by wrist cuff, size L (piece)	●	●	●	🦿🦿🦿🦿
6	FPM102240 Hand fixation by wrist cuff, size M (piece)	●	●	●	🦿🦿🦿🦿
	FPM102230 Hand fixation by wrist cuff, size S (piece)	●	●	●	🦿🦿🦿🦿
7	FPM102440 Soft Grip handles (pair)		◐		🦿
	FPM102560 Soft Grip handles with quick release system (pair)		●		🦿
8	FPM102580 Plastic-coated handles with quick release system (pair)	●	◐		🦿🦿
9	FPM102700 Tetra handles (pair)		●		🦿🦿🦿🦿
	FPM102710 Tetra handles with quick release system (pair)	●	●		🦿🦿🦿🦿
10	FPM102530 Vertical handles with hand rests (pair)		●		🦿🦿🦿🦿
	FPM102570 Vertical handles with hand rests and quick release system (pair)	●	●		🦿🦿🦿🦿
11	FPM102540 Plastic-coated ergo handles (pair)		●		🦿🦿🦿🦿
	FPM102580 Plastic-coated ergo handles with quick release system (pair)	●	●		🦿🦿🦿🦿
12	FPM102640 Plastic-coated forearm shells with easy to clean fastening straps and quick release system (pair)	●	●		🦿🦿🦿🦿

● Accessories ◐ Model-dependant equipment

For full terms and conditions visit: aidacare.com.au/about-aidacare/terms-conditions/

NDIS Item Code 05_129000111_0105_1_2

MOTomed Layson

MOTomed®

The MOTomed Layson trainer is utilized worldwide and provides proven benefits to patients in hospitals and facilities. There are plenty of reasons why your organization should own a passive / active trainer- and we want to make the acquisition as smooth and painless as the training itself!



- Passive/Active Modes (i.e. motor assisted + user-propelled resistance training)
- Upper and lower limb training accessories included
- Expandable chassis for bed accessibility
- Removable operating panel and 'emergency stop' remote included
- Automatic recording of biofeedback
- Height and depth adjustable for various surfaces, body types and positions
- Plastic-coated safety foot shells with quick release system (pair, incl. pedal cranks)
- TrainCare with plastic-coated leg guides and disinfectable fastening straps
- QuickFix foot fastening system (pair)
- Plastic-coated handles with quick release system (pair)
- Removable operating panel
- Docking station for removable operating panel

Code	Description
FPM101150	MOTomed Layson

NDIS Item Code 05_129000111_0105_1_2

HASOMED RehaMove2

HASOMED+



- Functional electrical stimulation (FES) is a therapy method where nerves are stimulated with electrical current via surface electrodes in order to cause muscular contraction.
- FES Cycling: Active movement is a prerequisite for health and wellbeing
- MOTomed movement trainer can be combined with RehaMove2 by HASOMED
- Stimulates the muscles so that legs and/or arms move with their own strength, turns passive movement into active movement training
- For people living with spinal cord injuries,
- Multiple Sclerosis- and some other physical or neurological conditions
- Sequence Training: Standardized application templates allow you to setup movement sequences easily with little effort
- Sequence training can be adapted with individual adjustable stimulation and pause times.
- Stimulation can be triggered automatically or manually
- Pre-set templates include parameters for gait/walking training, sit-to-stand, arm or leg flexion, pressure sore prevention, crawling patterns and many more.

Code	Description
FPM100100	HASOMED RehaMove2 'Functional Electrical Stimulator' (FES) w/ 8 Channels (Installed with 'MOTomed' and 'Sequence' Licences')

NDIS Item Code 03_090000911_0103_1_1

Accessories

Code	Description
FPM100110*	Genuine HASOMED Electrodes, 'Rectangle' – 5cm x 9cm
FPM100120*	Genuine HASOMED Electrodes, 'Large Rectangle' – 7.5cm x 13cm
FPM100130*	Genuine HASOMED Electrodes, 'Small Oval'
FPM100140*	Rack to Mount RehaMove2 to MOTomed Loop - L Form
FPM100150*	Rack to Mount RehaMove2 to MOTomed Loop - T Form
FPM100160*	Rack to Mount RehaMove2 to MOTomed Muvi - L Form
FPM100175*	Replacement Control Leads for RehaMove2 Stimulator (Right)
FPM100180*	Replacement Control Leads for RehaMove2 Stimulator (Left)
FPM100185	External Dual Trigger RehaMove2

* NDIS Item Code 03_090000911_0103_1_1

Exercise & Resistance Training



Exy Pedals

aspire



- Facilitates exercise in a sitting or semi-recumbent position for people who are not highly mobile
- Can be used for legs and arms
- Lightweight, allowing for easy transportation and storage
- No assembly required
- Digital model allows for resistance and time to be set

Code	Description	Warranty
FPP292810	Aspire Exy Pedal - Digital	1 Year
FPP292800	Aspire Exy Pedal - Manual	1 Year

NDIS Item Code 03_090000911_0103_1_1 DVA AV02

Exercise Bike - Performance Upright Bike



- 8 levels of manual resistance
- 4kg flywheel
- 1 piece crank
- LCD screen
- Hand pulse sensors
- Large cushioned, vertical adjustable seat
- Adjustable stabilizer for uneven surfaces
- Wheels for transportation

Code	Description	Length	Width	Height	S.W.L	Warranty
FPP290610	Exercise Bike	930mm	480mm	1190mm	100 kg	1 Year

NDIS Item Code 03_090000911_0103_1_1 DVA AV01

Hand Grips



- Designed to provide resistance to hands for general strengthening
- Sold as a pair

Code	Description	Weight	Warranty
FPF290440	Hand Grips	Medium	1 Year

Soft Ankle/Wrist Weights



- Soft Ankle/Wrist Weights for strengthening
- One size fits most ankles, legs and arms

Code	Description	Weight	Colour	Warranty
FPF290480	Soft Ankle/Wrist Weight 0.5	0.5 kg	Grey	1 Year
FPF290470	Soft Ankle/Wrist Weight 1	1.0 kg	Grey	1 Year
FPF290490	Soft Ankle/Wrist Weight 1.5	1.5 kg	Grey	1 Year
FPF290500*	Soft Ankle/Wrist Weight 2	2.0 kg	Grey	1 Year

NDIS Item Code 03_090000911_0103_1_1 DVA AV10



Exercise Putty

- Exercise putty designed to strengthen and rehabilitate hand & finger muscles
- Less oily than other traditional putty,
- non-toxic and bleed proof
- Leaves no colour or residue on the client's hands

Code	Description	Weight	Colour	Warranty
FPP298100	Exercise Putty - Super Soft	0.85 kg	Tan	6 months
FPP298200	Exercise Putty - Soft	0.85 kg	Yellow	6 months
FPP298300	Exercise Putty - Medium	0.85 kg	Red	6 months
FPP298400	Exercise Putty - Medium Firm	0.85 kg	Green	6 months
FPP298500	Exercise Putty - Firm	0.85 kg	Blue	6 months

NDIS Item Code 03_090000911_0103_1_1



PVC Dipped Dumbbells

- Dumbbells used for strengthening and exercise or therapy
- Large range of weights available

Code	Description	Weight	Colour	Warranty
FPF290310	PVC Dipped Dumbbell	0.5 kg	Pink	1 Year
FPF290320*	PVC Dipped Dumbbell	1.0 kg	Purple	1 Year
FPF290330*	PVC Dipped Dumbbell	1.5 kg	Green	1 Year
FPF290340*	PVC Dipped Dumbbell	2.0 kg	Yellow	1 Year
FPF290350	PVC Dipped Dumbbell	2.5 kg	Red	1 Year
FPF290360*	PVC Dipped Dumbbell	3.0 kg	Blue	1 Year
FPF290370	PVC Dipped Dumbbell	4.0 kg	Grey	1 Year
FPF290380*	PVC Dipped Dumbbell	5.0 kg	Black	1 Year

NDIS Item Code 03_090000911_0103_1_1 **DVA AV10**



Thera-Band Soft Weights

- Provide more versatility for strength training and rehabilitation exercises
- Hand-held, ball-shaped isotonic weights

Code	Description	Weight	Colour
FPF290381	Thera-Band Soft Weight	0.5 kg	Tan
FPF290382	Thera-Band Soft Weight	1.0 kg	Yellow
FPF290383	Thera-Band Soft Weight	1.5 kg	Red
FPF290384	Thera-Band Soft Weight	2.0 kg	Green
FPF290385	Thera-Band Soft Weight	2.5 kg	Blue
FPF290386	Thera-Band Soft Weight	3.0 kg	Black

NDIS Item Code 03_090000911_0103_1_1



Thera-Band Retail Pack

- Thera-Band Retail Pack conveniently packaged for users requiring increased levels of resistance
- 3 bands of different resistance levels per pack

Code	Description	Length	Width	Colour	Resistance
FPP310900	Thera-Band Retail Pack - Light	1.5m x 3	140mm	Yellow, Red, Green	Low, Medium, Heavy
FPP311000	Thera-Band Retail Pack - Heavy	1.5m x 3	140mm	Green, Blue, Black	Heavy, Extra Heavy & Special Heavy

NDIS Item Code 03_090000911_0103_1_1 **DVA AV10**

Thera-Band Dispenser Bands

- Thera-Band Dispenser system provides the ideal length for individual exercises
- Stretchable latex rubber in five colour-coded resistances in lengths of 152cm
- Available as individual packets or as a complete dispenser system

Code	Description	Length	Width	Colour	Resistance
FPP308450	Thera-Band 152	152 cm	140mm	Yellow	Low
FPP308451	Thera-Band 152	152 cm	140mm	Red	Medium
FPP308452	Thera-Band 152	152 cm	140mm	Green	Heavy
FPP308453	Thera-Band 152	152 cm	140mm	Blue	Extra Heavy
FPP308454	Thera-Band 152	152 cm	140mm	Black	Special Heavy

NDIS Item Code 03_090000911_0103_1_1 **DVA AV10**



Thera-Band Stability Trainer

- Supplied in three densities to provide a progressive system of balance training
- Made of durable PVC
- Anti-slip ridged surface and oval foot fitting shape

Code	Description	Colour	Resistance
FPP311282	Thera-Band Stability Trainer	Black	X-Soft
FPP311280	Thera-Band Stability Trainer	Blue	Soft
FPP311281	Thera-Band Stability Trainer	Green	Firm

NDIS Item Code 03_090000911_0103_1_1



Thera-Band

- Thera-Band Exercise Bands for resistive exercise or therapy
- Colour-coded for progressive resistance strengths

Code	Description	Length	Width	Colour	Resistance
FPP308500	Thera-Band	5.5 m	140mm	Yellow	Low
FPP308600	Thera-Band	5.5 m	140mm	Red	Medium
FPP308700	Thera-Band	5.5 m	140mm	Green	Heavy
FPP308800	Thera-Band	5.5 m	140mm	Blue	Extra Heavy
FPP308900	Thera-Band	5.5 m	140mm	Black	Special Heavy
FPP309000	Thera-Band	45.5 m	140mm	Yellow	Low
FPP309100	Thera-Band	45.5 m	140mm	Red	Medium
FPP309200	Thera-Band	45.5 m	140mm	Green	Heavy
FPP309300	Thera-Band	45.5 m	140mm	Blue	Extra Heavy
FPP309400	Thera-Band	45.5 m	140mm	Black	Special Heavy

NDIS Item Code 03_090000911_0103_1_1



Thera-Band Tubing Retail Pack

- Thera-Band Tubing Retail Pack conveniently packaged for user requiring increased levels of resistance.
- 3 tubes of different resistance levels per pack

Code	Description	Length	Width	Colour	Resistance
FPP311100	Thera-Band Tubing Retail Pack - Light	1.83 m x 3	140mm	Yellow, Red, Green	Low, Medium, Heavy
FPP311200	Thera-Band Tubing Retail Pack - Heavy	1.83 m x 3	140mm	Green, Blue, Black	Heavy, Extra Heavy, Special Heavy

NDIS Item Code 03_090000911_0103_1_1



Thera-Band Tubing

- Thera-Band Exercise Tubing is a natural rubber tubing available in 6 colour-coded levels of resistance
- Improves strength, range of motion and cooperation of muscle groups

Code	Description	Length	Colour	Resistance
FPP310400	Thera-Band Tubing	7.5 m	Yellow	Low
FPP310500	Thera-Band Tubing	7.5 m	Red	Medium
FPP310600	Thera-Band Tubing	7.5 m	Green	Heavy
FPP310700	Thera-Band Tubing	7.5 m	Blue	Extra Heavy
FPP310800	Thera-Band Tubing	7.5 m	Black	Special Heavy
FPP310850	Thera-Band Tubing	7.5 m	Silver	Super Heavy
FPP309900	Thera-Band Tubing	30 m	Yellow	Low
FPP309800	Thera-Band Tubing	30 m	Red	Medium
FPP309700	Thera-Band Tubing	30 m	Green	Heavy
FPP309600	Thera-Band Tubing	30 m	Blue	Extra Heavy
FPP309500	Thera-Band Tubing	30 m	Black	Special Heavy
FPP309450	Thera-Band Tubing	30 m	Silver	Super Heavy

NDIS Item Code 03_090000911_0103_1_1

Thera-Band Assist Strap

- Thera-Band Assist Strap is an attachment designed to increase exercises with bands or tubing
- Assists users with weakened grip to use bands and tubing

Code	Description
FPP310010	Thera-Band Assist Strap

NDIS Item Code 03_090000911_0103_1_1 **DVA AV10**



Thera-Band Tubing with Handles

- Thera-Band Resistance Tubing with Handles for convenient, ready-to-use clinical or home solutions
- Available in 6 Thera-Band colours and resistances

Code	Description	Length	Colour	Resistance
FPP309910	Thera-Band Tubing with Handle	121 cm	Yellow	Low
FPP309911	Thera-Band Tubing with Handle	121 cm	Red	Medium
FPP309912	Thera-Band Tubing with Handle	121 cm	Green	Heavy
FPP309913	Thera-Band Tubing with Handle	121 cm	Blue	Extra Heavy
FPP309914	Thera-Band Tubing with Handle	121 cm	Black	Special Heavy
FPP309915	Thera-Band Tubing with Handle	121 cm	Silver	Super Heavy

NDIS Item Code 03_09000911_0103_1_1 DVA AV10



Thera-Band Tubing with Padded Cuffs

- Resistance Tubing with padded cuffs for convenient, ready-to-use clinical or home solutions
- Sturdy design with comfortable, no-slip cuffs
- Advanced injury rehabilitation

Code	Description	Colour	Resistance
FPP309920	Thera-Band Tubing with Padded Cuffs	Red	Beginner/Intermediate
FPP309921	Thera-Band Tubing with Padded Cuffs	Green	Intermediate
FPP309922	Thera-Band Tubing with Padded Cuffs	Blue	Intermediate/Advanced
FPP309923	Thera-Band Tubing with Padded Cuffs	Black	Advanced

NDIS Item Code 03_09000911_0103_1_1 DVA AV10



Thera-Band Sports Handle

- Extra long Thera-Band Sports Handle allows for two hands to grasp it easily
- Attaches easily to bands or tubing to provide ideal grip for exercising

Code	Description
FPP310020	Thera-Band Sports Handle

NDIS Item Code 03_09000911_0103_1_1 DVA AV10



Thera-Band FlexBar

- Thera-Band FlexBar is a flexible, durable resistance device
- Effective for Tennis Elbow
- Ridged surface for enhanced grip
- Used to improve grip strength and upper extremity stabilisation

Code	Description	Colour	Resistance
FPP311205	Thera-Band FlexBar	Yellow	X-Light
FPP311210	Thera-Band FlexBar	Red	Light
FPP311220	Thera-Band FlexBar	Green	Medium
FPP311230	Thera-Band FlexBar	Blue	Heavy

NDIS Item Code 03_09000911_0103_1_1 DVA AV10



Thera-Band Exercise Handles

- Comfortable grip and soft, can be used with both the exercise band and tubing

Code	Description
FPP310000	Thera-Band Exercise Handles (Pair)

NDIS Item Code 03_09000911_0103_1_1 DVA AV10



Thera-Band Hand Trainer

- Thera-Band Progressive Hand Trainer assists with hand or wrist injury
- Colour-coded for progressive resistance exercises
- Helps improve hand, finger and thumb strength and mobility
- Intro Kit available

Code	Description
FPP311250	Thera-Band Hand Trainer, Intro Kit

NDIS Item Code 03_09000911_0103_1_1 DVA AV10



Thera-Band Shoulder Pulley

- Thera-Band Shoulder Pulley is designed to assist patients undergoing shoulder rehab
- Features a unique rope divided into sections for feedback on progress

Code	Description
FPP311260	Thera-Band Shoulder Pulley

NDIS Item Code 03_09000911_0103_1_1



Physiotherapy - Other



TENS Unit

- Electro stimulation pack assists with therapy and pain relief
- Supplied with 9 volt battery, leads and 1 packet of electrodes
- Designed to assist with light to moderate pain relief
- Can be used by professionals or in the home

Code	Description	Warranty
FPP315200	TENS Unit	1 Year
GSP342245	Replacement Electrodes (Pkt 4)	
GSP342230	Batteries	

NDIS Item Code 03_09000911_0103_1_1 DVA BD04



Premium Rigid Strapping Tape

- Provides maximum support and protection against injury during sport
- Assists in recovery from injury
- Extra strong adhesive with pinked edge

Code	Description	Width	Length
GMS337057	Premium Rigid Strapping Tape	38mm	13.7 m

NDIS Item Code 03_09000911_0103_1_1



Bodyassist Elastic Strap (Multi-Purpose)

bodyassist

- Multi-purpose elastic strap attaches to itself in any position
- Can be fitted anywhere on the body
- Ideal for binding knees, thighs and the abdomen
- Designed to stabilise and assist healing of injured soft tissue
- One size fits most

Code	Description	Colour	Length	Warranty
FBS283560	Elastic Strap	Black	1 m	1 Year
FBS280490	Elastic Strap	Beige	1 m	1 Year
FBS280495	Elastic Strap	White	1 m	1 Year

NDIS Item Code 05_061206111_0135_1_2



Bodyassist Elastic Strap with Loop

bodyassist

- Multi purpose elastic strap with a loop sewn at one end for effective wrapping
- Designed to stabilise and assist healing of injured soft tissue
- Ideal for wrists, arms, ankles, calves and forearms
- One size fits most

Code	Description	Colour	Length	Warranty
FBS283540	Elastic Strap with Loop	Black	700mm	1 Year
FBS283550	Elastic Strap with Loop	Beige	700mm	1 Year
FBS283555	Elastic Strap with Loop	White	700mm	1 Year

NDIS Item Code 05_061206111_0135_1_2





Micro Professional Heat Pack

- Micro professional range ideal for use in institutions
- Meets all the necessary health and safety requirements

Code	Description
FPP292140	Micro Professional Heat Pack Standard - 300 x 300mm
FPP292150	Micro Professional Heat Pack - Neck

NDIS Item Code 03_090000911_0103_1_1

Lupin Hot/Cold Pack (Back)



- Easily moulds to the contour of the lower back
- Adjustable belt (one size fits all)
- Hands free relief without interrupting daily commitments
- Can be used Hot or Cold
- Fabric is 100% natural cotton corduroy
- "Low allergy" alternative to wheat, more resistant to moisture (to make cleaning easier) and less weight for more comfort

Code	Description	Warranty
FPP292151	Lupin Hot/Cold Pack Back	1 Year

NDIS Item Code 03_090000911_0103_1_1




Lupin Hot/Cold Pack Body Pillow

- Forms to your body shape and is suitable for all parts of the body
- Can be used Hot or Cold
- Fabric is 100% natural cotton corduroy
- "Low allergy" alternative to wheat, more resistant to moisture (to make cleaning easier) and less weight for more comfort

Code	Description	Width	Length	Warranty
FPP292152	Lupin Hot/Cold Pack Body Pillow	400mm	190mm	1 Year

NDIS Item Code 03_090000911_0103_1_1



Lupin Hot/Cold Pack Square

- Forms to your body shape and is suitable for all parts of the body
- Can be used Hot or Cold
- Fabric is 100% natural cotton corduroy
- "Low allergy" alternative to wheat, more resistant to moisture (to make cleaning easier) and less weight for more comfort

Code	Description	Width	Length	Warranty
FPP292153	Lupin Hot/Cold Pack Square	200mm	200mm	1 Year

NDIS Item Code 03_090000911_0103_1_1



Lupin Hot/Cold Pack Rectangle

- Forms to your body shape and is suitable for all parts of the body
- Can be used Hot or Cold
- Fabric is 100% natural cotton corduroy
- "Low allergy" alternative to wheat, more resistant to moisture (to make cleaning easier) and less weight for more comfort

Code	Description	Width	Length	Warranty
FPP292154	Lupin Hot/Cold Pack Rectangle	330mm	130mm	1 Year

NDIS Item Code 03_090000911_0103_1_1



Lupin Hot/Cold Pack Shoulder Wrap

- Will assist to soothe neck and shoulder pain, muscular stress and mastitis
- Can be used Hot or Cold
- Fabric is 100% natural cotton corduroy
- "Low allergy" alternative to wheat, more resistant to moisture (to make cleaning easier) and less weight for more comfort

Code	Description	Warranty
FPP292155	Lupin Hot/Cold Pack Shoulder Wrap	1 Year

NDIS Item Code 03_090000911_0103_1_1



Lupin Hot/Cold Pack Hand Glove

- Unique hot or cold mitt
- Low allergy alternative to wheat
- Easy to use and an excellent treatment for arthritis, rheumatism and general circulation

Code	Description	Warranty
FPP292156	Lupin Hot/Cold Pack Hand Glove	1 Year

NDIS Item Code 03_090000911_0103_1_1



Fitness Ball

- Widely used for physiotherapy and perceptual motor training
- Rated to 300kg
- Seamless construction with anti-burst to withstand rugged use
- Available in assorted colours

Code	Description	Diameter	User Height	S.W.L	Warranty
FPP303000	Fitness Ball 45cm	45 cm	<150 cm	300 kg	1 Year
FPP303300	Fitness Ball 55cm	55 cm	150 -160 cm	300 kg	1 Year
FPP303500	Fitness Ball 65cm	65 cm	160 -180 cm	300 kg	1 Year
FPP303600	Fitness Ball 75cm	75 cm	180 -196 cm	300 kg	1 Year
FPP303610	Fitness Ball 85cm	85 cm	195 cm>	300 kg	1 Year
FPP303800	Fitness Ball 100cm	100 cm	-	300 kg	1 Year

NDIS Item Code 03_090000911_0103_1_1



Stress Ball

- Designed for temporary relief of stress or as a rehabilitation tool for fine motor skills
- Specifically exercises the hand, wrist and forearm

Code	Description	Diameter	Warranty
FPP312400	Stress Ball	65mm	6 months

NDIS Item Code 03_090000911_0103_1_1




Balance Wobble Board

- Balance board for therapy or exercise
- Designed for rehabilitation and strengthening of ankles
- Surface grooves for grip and stability
- Highly durable, strong and hard wearing

Code	Description	S.W.L	Warranty
FPP304000	Balance Wobble Board	500 kg	1 Year

NDIS Item Code 03_090000911_0103_1_1



Wobble Board

- Timber balance board
- Highly durable, strong and hard wearing
- Designed for rehabilitation and strengthening of ankles

Code	Description	Warranty
FPP292700	Wobble Board	1 Year

NDIS Item Code 03_090000911_0103_1_1



Stability Disc

- Stability disc has the benefits of both the fitness ball and the sitting wedge
- Can be used on any type of chair or stool
- Promotes upright posture and improves balance
- Conveniently portable

Code	Description	Diameter	Warranty
FPP305000	Stability Disc	330mm	1 Year

NDIS Item Code 03_090000911_0103_1_1



Freestanding Parallel Bars

- Freestanding Parallel Bars used for mobility training and therapy
- Widely used in therapy centres
- Adjustable legs for easy set-up
- Foldable for easy storage
- 3 year warranty

Code	Model	Width	Length	Height	S.W.L
FPP307600	Freestanding Parallel Bars	650mm	2500mm	640 - 1065mm	130 kg

NDIS Item Code 03_090000911_0103_1_1

Enteral Feeding Pumps & Accessories



Enteral Feeding Pumps & Accessories



Flocare Infinity Pump

- The Flocare Infinity Pump safely and accurately delivers a nutritional regimen without compromising quality of life
- Small, lightweight and portable to suit any situation
- Built to simplify the enteral feeding experience

Code	Description	Manufacturer
MDC402300	Enteral Feeding Pump - Flocare Infinity Pump	Nutricia

NDIS Item Code 03_090000911_0103_1_1 DVA AS14



Kangaroo ePump

- The Kangaroo ePump system is the latest innovation in enteral feeding technology
- When patients require nutrition through continuous feeding, intermittent feeding or feeding and flushing, Kangaroo ePump delivers in one compact, easy to use device

Code	Description	Manufacturer
MDC402310	Enteral Feeding Pump - Kangaroo ePump	Medtronic

NDIS Item Code 03_090000911_0103_1_1 DVA AS14



Kangaroo Joey Pump

- The Kangaroo Joey Pump provides feeding and flushing in a completely portable device
- This feeding pump is the first hydrating and ambulatory enteral device available
- It assures clinicians of accurate and reliable function while providing patients with freedom and mobility

Code	Description	Manufacturer
MDC402320	Enteral Feeding Pump - Kangaroo Joey Pump	Medtronic

NDIS Item Code 03_090000911_0103_1_1



FreeGo Pump

- The FreeGo Pump is a safe, simple and easy to use pump that provides for accurate, controlled enteral feeding in a user-friendly operating system
- Suitable for adults and children, the FreeGo Pump is small and lightweight for portable and bedside use

Code	Description	Manufacturer
MDC402305	Enteral Feeding Pump - FreeGo Pump	Abbott

Code	Description	Single Use Only	Unit	Manufacturer
MDC402330	Flocare Infinity Pack Giving Set - Transition	Y	30	Nutricia
MDC402340	Flocare Infinity Pack Mobile Giving Set - Transition	Y	30	Nutricia
MDC402350	Flocare Infinity Pack Giving Set - No Port - Transition	Y	30	Nutricia
MDC402360	Flocare Infinity Pack Mobile Giving Set - No Port - Transition	Y	30	Nutricia
MDC402370	Flocare Gravity Pack Set - Leur Free - Transition	Y	30	Nutricia
MDC402380*	Flocare Infinity Pack Set - Leur Free - Transition	Y	30	Nutricia
MDC402390	Flocare Infinity Bottle Giving Set - No Port - Transition	Y	30	Nutricia
MDC402400*	Flocare Infinity Bottle Giving Set - Transition	Y	30	Nutricia
MDC402410	Flocare Gravity Pack & Bottle Set - Leur Free - Transition	Y	30	Nutricia
MDC402420	Flocare Infinity Bottle Set - Leur Free - Transition	Y	30	Nutricia
MDC402430	CH14 Balloon 5ml - Green	Y	2	Nutricia
MDC402440	CH18 Balloon 15ml - Red	Y	2	Nutricia
MDC402450*	CH20 Balloon 15ml - Yellow	Y	2	Nutricia
MDC402460*	Flocare Container 1L	Y	10	Nutricia
MDC402470*	Flocare Container 0.5L	Y	10	Nutricia
MDC402480	Feeding Connector CH18 - Red	Y	30	Nutricia
MDC402490	Universal Pack Adaptor	Y	30	Nutricia
MDC402500	Infinity Stand	--	1	Nutricia
MDC402510	Infinity Backpack - Adult	--	1	Nutricia
MDC402520	Joey Mini Backpack - Blue	--	1	Medtronic
MDC402530	Joey Mini Backpack - Pink	--	1	Medtronic
MDC402540	Joey Enplus 3-in-1 Set	Y	30	Medtronic
MDC402550*	Joey 1000ml Pump Set	Y	30	Medtronic
MDC402560*	Joey Enplus 3-in-1 & 1L Flush	Y	36	Medtronic
MDC402570*	Joey 1000ml Feed / Flush Set	Y	30	Medtronic
MDC402580	Epump 1000ml Pump Set	Y	30	Medtronic
MDC402590	Epump Enplus Spike Set	Y	30	Medtronic
MDC402600	Epump Enplus 3-in-1 Set	Y	30	Medtronic
MDC402610	Epump Enplus Spike & 1000ml Flush Set	Y	30	Medtronic
MDC402620*	Epump Enplus 3-in-1 & 1L Flush Set	Y	36	Medtronic
MDC402630	Epump Safety Screw Spike / Flush	Y	30	Medtronic
MDC402640	Gravity Set (DEHP Free)	Y	30	Medtronic
MDC402650	FreeGo Backpack	--	1	Abbott
MDC402660	FreeGo Drip Stand	--	1	Abbott
MDC402670*	FreeGo Pump Giving Set Enfit	Y	30	Abbott
MDC402680*	Terumo 50ml Catheter Tip Syringe	Y	20	CH2
MDC402690	BD 50ml Catheter Tip Syringe	Y	60	CH2
MDC402720	Gravity Screw Cap Giving Set 9 (Feeding Line Only)	Y	30	CH2
MDC402730*	Flexitainer 1000ml	Y	30	CH2
MDC402740	Flexitainer 500ml	Y	30	CH2

NDIS Item Code 03_090000911_0103_1_1 * DVA AS15

THE FULL RANGE OF THERAPY & EXERCISE EQUIPMENT

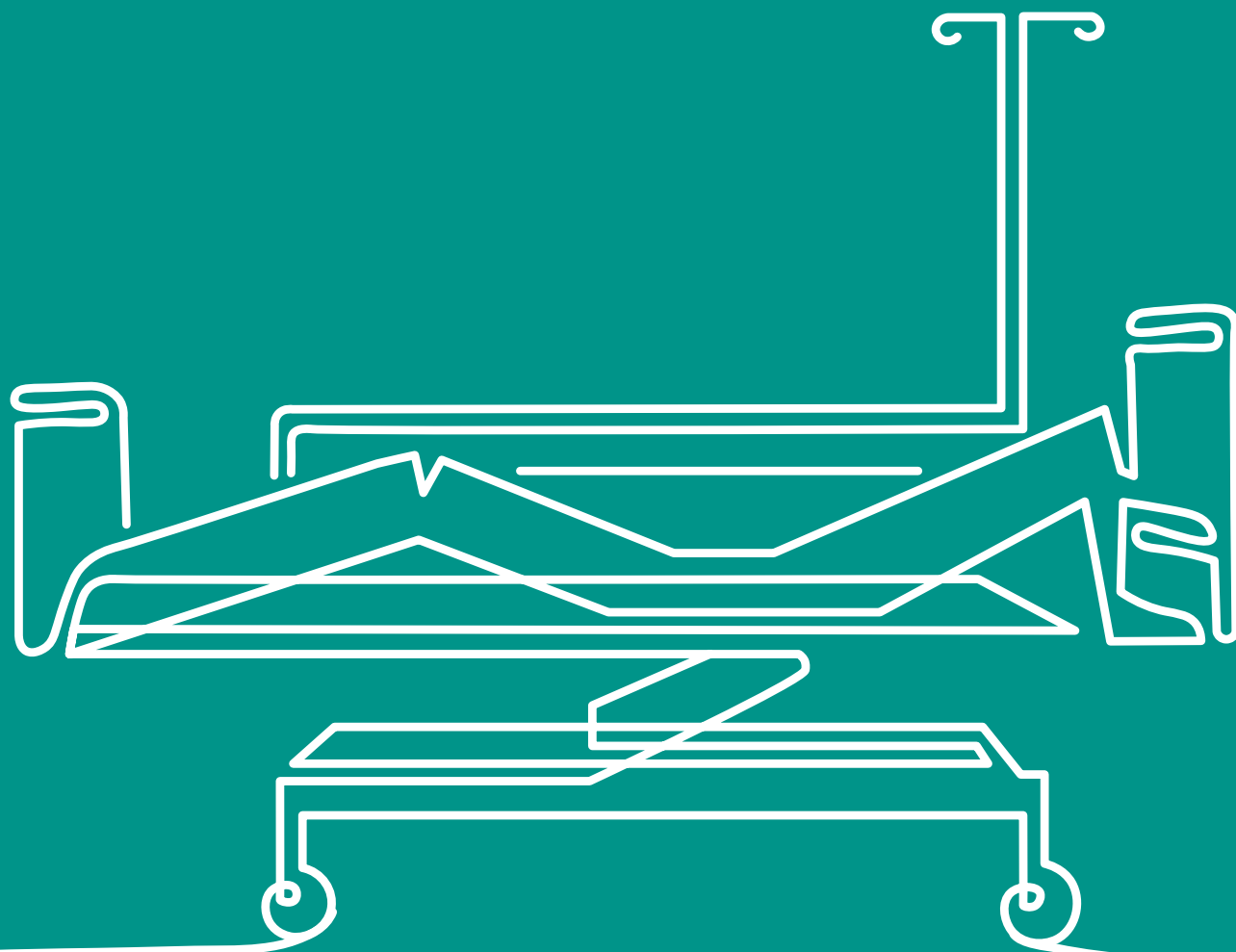
For the full range visit the link below or use the QR code for more details.

www.aidacare.com.au/products/therapy-and-exercise



Ward & Clinic Equipment

- 450 Hospital Beds
- 452 Ward Furniture
- 453 Patient Trolleys
- 455 Maternity
- 457 Trolleys & Carts
- 466 Treatment Chairs
- 468 Examination Couches & Equipment
- 471 Work Stations on Wheels
- 474 Electronic Medication Management



Hospital Beds



Malvestio Delta 4 Ward Bed

Wide area of radio transparency with a tray for x-rays



Integrated oxygen cylinder holder

Side rails with integrated electric controls

Safe exit control moves the platform to the minimum height to facilitate the patient to get up from the bed



Automatic self-brake



Easily removable headboard and footboard

High containment side rails (42cm from the mattress platform)

Attendant control panel



Integrated bed length extension of 300mm

1 YEAR WARRANTY Handset
3 YEAR WARRANTY Electronics
10 YEAR WARRANTY Frame



Code	Description	Overall Width	Overall Length	Overall Height	Patient Surface Length	Patient Surface Width
BEB050140	Delta 4 Ward Bed	990mm	2200mm	390 - 790mm	2000mm	880mm
BEB050150	Delta 4 Ward Bed w/ Drive Wheel	990mm	2200mm	390 - 790mm	2000mm	880mm

NDIS Item Code 05_181210111_0103_1_2 * NDIS Item Code 05_181210111_0103_1_2

Hospital Beds

Malvestio VIVO ICU Bed



- The VIVO bed was designed with patient and care staff welfare in mind. It offers integrated features to ease care staff burden whilst creating a comfortable and effective patient support surface
- Lateral tilting patient surface
- Alternating air mattress with full bed integration to maximise therapeutic benefit
- Patient Anti Slipping System (PAS) offsets the patient movement towards the foot end of the bed during backrest adjustment
- Radio transparent patient surface for fluoroscopic examinations
- Touch screen panel in the foot end allows for the bed and integrated air mattress functions to be controlled with ease

- Integrated bed extension to suit a range of patient heights
- Intuitive control panels within the gas assisted folding side rails
- Safety alarm system ensures the base of the bed is clear before any movements, preventing entrapment and damage
- Backrest angle of 0 to 68 degrees
- Knee bend Angle of 0 to 25 degrees
- Trendelenburg - 15 to 15 degrees



1 YEAR WARRANTY Handset
3 YEAR WARRANTY Electronics
10 YEAR WARRANTY Frame

Code	Description	Overall Width	Overall Length	Overall Height	Patient Surface Length	Patient Surface Width
BEB050100	Malvestio VIVO ICU Bed	1080mm	2190 - 2420mm	480 - 820mm	2210mm	910mm

NDIS Item Code 05_181210111_0103_1_2

Malvestio Botero Bariatric Ward Bed



- The specific bariatric design focus offers width and length adjustable deck to manage changing needs in both ward and respite environments
- Antibacterial powder coating for improved infection control management
- Backrest translation (autoregression) reduces compression of the thoracic and abdominal areas as the backrest is raised and alleviates shear and pressure for improved skin integrity
- Compatible with all leading bed movers
- Attendant control panel with intuitive pre-programmed single touch functions
- 150mm TENTE Castors

- Central locking castors with integrated directional lock
- Integrated folding side rails
- Removable adjustable head and foot panels
- Back rest angle 0 to 70 degrees
- Knee bend angle 0 to 30 degrees
- Trendelenburg - 17 to 17 degrees



1 YEAR WARRANTY Handset
3 YEAR WARRANTY Electronics
10 YEAR WARRANTY Frame

Code	Description	Overall Width	Overall Length	Overall Height	Patient Surface Length	Patient Surface Width
BEB050200	Botero Bariatric Ward Bed	1020 - 1220mm	2260 - 2440mm	380 - 850mm	2000 - 2180mm	1020 - 1220mm
BEB050201	Botero Bariatric Ward Bed w/ Integrated Weigh Scale	1020 - 1220mm	2260 - 2440mm	380 - 850mm	2000 - 2180mm	1020 - 1220mm

NDIS Item Code 05_181210111_0103_1_2

Aidacare FL250 Floorline Acute Bed



- SmartDescent automatically slows descent speed allowing possible impingements to be identified and moved
- Auto-regression in backrest and knee break for shear-force reduction
- Chair positioning for improved pressure management and respiration
- Mattress retainers located at sides and foot end (extendable)
- Underbed lighting provides enhanced night navigation for falls prevention

- Intuitive backlit handset with CPR function
- Under bed clearance - while the FL250 achieves a low height of 110mm Foot activated In-line central locking brakes are colour coded for enhanced usability



1 YEAR WARRANTY Handset
3 YEAR WARRANTY Electronics
10 YEAR WARRANTY Frame

Code	Description	Overall Width	Overall Length	Patient Surface Length	Patient Surface Width	Product Weight
BEB046100	FL250 Floorline Acute Bed - Single	900mm	2088 - 2288mm	2000mm	900mm	105kg
BEB046150	FL250 Floorline Acute Bed - King Single	1060mm	2088 - 2288mm	2000mm	1060mm	115kg
BEB046235*	Acute Conversion Kit					

NDIS Item Code 05_181210111_0103_1_2 * NDIS Item Code 05_181210111_0103_1_2 DVA AB01

Ward Furniture



Patient Trolleys



Recovery Chair

- The Aspire Recovery Chair offers a comfortable seating surface in-room or in a mobile configuration
- Intuitive recline mechanism for patient independence
- Three comfort positions
- Adjustable padded neck pillow for postural support

- Mobility castor option for patient transportation
- Comfortable padded arms with tapered front upright for improved table access
- Lightweight and easy to move

2 YEAR WARRANTY



Code	Description	Overall Height	Overall Width	Overall Depth	Seat Height	Seat Width	Seat Depth	Backrest Height
CHP198820	Dark Brown Vinyl	1080mm	690mm	780mm	420mm	520mm	580mm	660mm



Sleeper Chair

- The Aspire Sleeper Chair converts from a chair to a comfortable sleeping surface.
- Durable seat construction preserves shape and comfort in a high use environment
- Intuitive single hand activation allows effortless conversion from chair to a sleeping surface

- Recessed locking castors offer easy positioning and accessibility
- Completely flat sleep surface to maximise rest and relaxation

2 YEAR WARRANTY



Code	Description	Overall Height	Overall Width	Overall Depth	Seat Height	Seat Width	Seat Depth	Backrest Height
CHP198810	Beige Vinyl	780mm	760mm	960mm	370mm	600mm	580mm	410mm
CHP198816	Navy Vinyl	780mm	760mm	960mm	370mm	600mm	580mm	410mm

NDIS Item Code 03_090000911_0103_1_1



Dialysis Chair

- The Aspire Dialysis Chair offers a comfortable seating surface in-room or in a mobile configuration for infusion therapy
- Tapered fold down armrests promote comfort and accessibility during infusion therapy

- Intuitive recline mechanism for patient independence
- Mobility castors, lightweight and easy to move
- Three comfort positions
- IV pole mounted to rear of chair

2 YEAR WARRANTY



Code	Description	Overall Height	Overall Width	Overall Depth	Seat Height	Seat Width	Seat Depth	Backrest Height
CHT100400	Beige Vinyl	1080 mm	690 mm	780 mm	420 mm	520 mm	580 mm	660 mm
CHT100405	Navy Vinyl	1080 mm	690 mm	780 mm	420 mm	520 mm	580 mm	660 mm



ONEday Electric Hospital Patient Trolley

- 4-section fully electric patient trolley offering the functions of a bed with the smaller footprint and mobility of a stretcher
- Electric Trendelenburg and reverse-Trendelenburg functions 200mm castors minimise rolling resistance
- Fifth central wheel improves steering and reduces manual handling burden in transportation
- Inbuilt leg extension facilitate changing patient and clinical needs across multiple ward requirements
- Hand Control flexible arm promotes patient independence and comfort


- Enhanced battery-pack, with day-long operating time, dedicated battery charger for a full and fast recharge
- Audible alarm system sounds when mains power is lost and when brakes are unlocked
- Quick Release CPR for back rest and knee break ensures the patient trolley is emergency ready at all times
- Frame is finished with Biocote

2 YEAR WARRANTY



Code	Description	Overall Length	Overall Width	Overall Height	Patient Surface Length	Patient Surface Width
TSE674100*	ONEday Stretcher	1990 - 2170mm	890mm	400 - 830mm	1880 - 2060mm	710mm
BEM050300	Static Mattress w/Extension Bolster		TSE674130	Telescopic IV Pole		
TSE674110*	Oxygen Bottle Holder		TSE674120	Tip-Over Monitor Tray/Writing Desk		

NDIS Item Code 05_129000111_0105_1_2 * DVA AB01



Advanced Patient Trolley

- Foot operated hydraulic lift, tilt, back raise, Trendelenburg and reverse Trendelenburg functions
- Full length sliding X-ray deck ensures complete spinal coverage
- Comfortable foam mattress with multi-stretch cover
- Safety straps for staff and patient security
- Collapsible vertical side rails fold away below the patient surface
- Fold-away carer push handles to maximise workspace


- 200mm castors with central and directional locking functions minimises rolling resistances
- Fifth wheel improves steering and reduces manual handling burden in transportation
- Corner bumpers minimise wear and tear on equipment and facilities
- Intuitive design and function layout from Red Dot design winning team
- Patient Surface: 2000x600mm

2 YEAR WARRANTY



Code	Description	Overall Length	Overall Width	Overall Height	Backrest Angle	Trendelenburg
TSE674210	Advance Patient Trolley	2140mm	840mm	600 - 910mm	0° to 90°	-12° to 12°

NDIS Item Code 05_129000111_0105_1_2 DVA AB01



Advanced Electric Patient Trolley



- Electrically adjustable height and positioning for improved ease of use for staff
- X-ray capability and electric operation: Radiolucent platform with electronic adjustment facilitates full body x-ray imaging.
- Infection control: Wipe clean surfaces adhere to stringent infection control procedures.
- Medical Grade Castors: 200mm Tente castors with central locking levers for optimal durability, traction and safety.
- Grip and Glide: Ergonomic grip handles and fifth centre wheel, enhance maneuverability and steering in restricted spaces and corridors.
- Fold down side rails: For safety and ease of transfers.
- Comfortable pressure reducing mattress: 100mm mattress helps to prevent shear and promote optimal skin microclimate.
- Safety straps: Integrated patient safety straps for peace of mind.
- Patient Surface; 1920 x 600mm

Standard Inclusions:
IV Pole, Oxygen Bottle Holder

2 YEAR WARRANTY

S.W.L 225kg



Code	Description	Overall Length	Overall Width	Overall Height	Backrest Angle	Trendelenburg
TSE674230	Advanced Electric Patient Trolley	2140 mm	840 mm	610 - 900mm	0° to 70°	-12° to 12°

NDIS Item Code 05_129000111_0105_1_2



Hydraulic Mobile Shower Trolley



- Comfortable, padded and waterproof patient surface with welded seams for infection control
- Internal patient surface 1950mm x 600mm
- Height adjustable from 500mm to 775mm making sideways slide transfers a simple process
- Wall buffers promote durability and limit facility wear
- Integrated hydraulic Trendelenburg tilt function aids patient positioning and water drainage
- Durable stainless steel frame
- Central locking mechanism with directional lock functionality
- Hospital grade 125mm castors

2 YEAR WARRANTY

S.W.L 150kg



Code	Description	Overall Length	Overall Width	Overall Height
BTS148100	Hydraulic Mobile Shower Trolley	2150 mm	840 mm	500 - 775 mm

NDIS Item Code 05_093307211_0103_1_2



Electric Mobile Shower Trolley



- Epoxy powder coated & ergonomic push handle
- Liner can be secured in the corners to facilitate in bath
- Padded vinyl mattress & corner buffer discs
- Large screw in flexible waste hose (ø 60mm)
- Lightweight swing under side rails
- Electric Trendelenburg/tilt 8° degrees
- Electric high-low operation 600-1000mm
- Curved base construction to allow access for carers
- 125mm total lock and directional castors
- Plug-in rechargeable battery pack
- Stainless steel and PVC Top

2 YEARS WARRANTY Electric

1 YEARS WARRANTY Frame



Code	Description	Overall Length	Overall Width	Overall Height	S.W.L
BTS147100	Electric Mobile Shower Trolley - Standard	1890 mm	730 mm	600 - 1000 mm	150kg
BTS147128	Electric Mobile Shower Trolley - Wide Long	2000 mm	900 mm	600 - 1000 mm	200kg

NDIS Item Code 05_093307211_0103_1_2

Maternity



Smile Paediatric Ward Bed



- Three function electrically adjustable paediatric bed designed with growing people in mind
- Colourful side rails and decals to meet interior design themes and add to a more cheerful patient environment
- Capacity to lengthen at the press of a button to transition from child to young adult size proportions
- Durable blow molded side rails with gas spring dampeners for smooth operation
- Onboard battery provides ward mobility and emergency backup
- Integrated control panel in foot end section for carer and parent access



BIOCOTE
Antibacterial frame coating for improved infection control

2 YEARS WARRANTY

S.W.L 150kg

Code	Description	Overall Length	Overall Width	Overall Height	Patient Surface Length	Patient Surface Width	Backrest Angle	Knee Bend Angle	Trendelenburg	Castor
PED490100	Smile Paediatric Ward Bed	1830 - 180mm	890mm	550 - 950mm	1580 - 1980mm	890mm	0° to 70°	0° to 36°	-15° to 15°	150mm
PED490110	Paediatric Mattress	1580mm	790mm	140mm						
PED490120	Oxygen Bottle Holder									



Matris Rooming-In Crib



- Transparent side panels allow full visibility
- Ventilation sections in either end to promote flow of clean air to the baby
- Drop down side sections allow reinforced padded side sections to lay across the gap between crib and bed. This creates a:
 - More natural and intimate maternal bonding experience
 - Safe lateral transfer of the baby
- Automatically locking 125mm castors ensure stability and safety with active handle compression required for brake release
- Integrated Trendelenburg tilt function to assist with clinical requirements such as relieving reflux
- Gas assisted height adjustment for ergonomically sound manual handling for mother and baby
- Patient surface: 660x340mm



2 YEARS WARRANTY



Code	Description	Overall Length	Overall Width	Overall Height	Trendelenburg
PED490200	Matris Rooming-In Crib	890 mm	520 mm	490 - 710 mm	-6° to 12°
PED490210	Clothes Basket				



Baby Bassinet & Mattress



- Bassinet: Transparent and durable ABS bassinet provides cradled comfort for newborns
- Heavy-duty Stainless-Steel frame: Wipe clean surfaces adhere to stringent infection control procedures
- Mattress: Seamless foam mattress with multi-stretch medical grade Carrflex fabric and an in-built mesh extrusion for optimal breathability
- Hospital-grade castors: 100mm locking castors
- Bassinet elevation: Reduce the effects of Reflux using the Bassinet elevation position
- Ward label: Asset identification label allows for easily accessible equipment tracking between wards
- Storage: 2x Polypropylene utility tubs for accessible storage
*Twin Option Available



3 YEARS WARRANTY Frame

1 YEAR WARRANTY Bassinet/Tubs



Code	Description	Overall Length x Width x Height	Bassinet Length x Width	Product Weight
PED490240	Baby Bassinet & Mattress	795 x 450 x 1050mm	710 x 360mm	20kg



Paediatric Cot



- Paediatric Cot features a stainless steel and epoxy coated frame
- 4x locking Castors
- Mechanisms to operate drop sides located outside of the cot at mattress base for added safety
- Hand operated Trendelenburg 12° above horizontal
- Meets AS 2130



Code	Description	Overall Length	Overall Width	Overall Height
WAT830550	Paediatric Cot	1430 mm	875 mm	1560 mm
GSP504120	Paediatric Cot Mattress			

Trolleys & Carts




The TRIBUTE Series Carts are designed to offer an attractive, practical and durable cart with multiple configurations to enable the efficient organisation and delivery of medication and equipment.

KEY FEATURES

- Three height options: Small, Medium, Large
- Two width options: Standard and Narrow
- Modular design enables custom drawer combinations
- Integrated handle for ease of handling
- Large work area with slide out work surface are standard
- Choice of Breakaway Lock, Digital Lock, or Key Lock
- Smooth opening drawers with soft close
- Easy roll 125mm castors
- Robust panels to minimise dents and scratches
- Many options and accessories are available



BREAK-AWAY LOCK with PLASTIC SEAL
The break-away lock is simple to operate and provides quick access to cart contents in any emergency situation. The seal can be broken easily and reapplied after restocking so the cart is ready for the next emergency.



KEY LOCK
The key lock system is a proven method of securing your medical cart and providing the level of security necessary.



DIGITAL LOCK
A user friendly system where the cart is locked and unlocked using a pre-set code ensuring ease of access and the security required in clinical environments. Eliminate lost key situations. The digital lock is robust and waterproof. A master code and easy reset ensures restricted access.



Emergency Crash Carts

- The Tribute Emergency Crash Cart has sleek lines, and strong construction
- Smooth maneuverability will make it the choice in emergency departments
- The simple breakaway lock offers easy access, combined with essential security

Standard Inclusions: Defibrillator Shelf, Cardiac Chest Board, Oxygen Bottle Holder, Extended Sliding Surface, Waste Bin

- Customisation to suit a range of applications
- Comprehensive range of standard accessories available

5 YEAR WARRANTY Structural

Code	Description	Drawers			Length	Width	Lock Type
		3" (7cm)	6" (16cm)	9" (25cm)			
WAT905110	Emergency Cart - Red - Small - 90cm / 8H	3	1	1	610mm	790mm	Break-away
WAT905130	Emergency Cart - Red - Medium - 100cm / 9H	2	2	1	610mm	790mm	Break-away
WAT905150	Emergency Cart - Red - Large - 110cm / 10H	3	2	1	610mm	790mm	Break-away



Paediatric Crash Carts

- Designed to accommodate the Broeslow System of colour coded drawers
- Ensures doctors and technicians can quickly identify critical supplies in emergencies – when records matter

Standard Inclusions: Defibrillator Shelf, Oxygen Bottle Holder, Extended Sliding Surface, Waste Bin

TRIBUTE

- Fitted standard with a keyless break-away lock and comprehensive range of standard accessories
- Featuring all the benefits of the Tribute range

5 YEAR WARRANTY Structural

Code	Description	Drawers			Length	Width	Lock Type
		3" (7cm)	6" (16cm)	9" (25cm)			
WAT905440	Paediatric Cart - Large - Multi - 110cm / 10H	8	1	0	610mm	790mm	Break-away



Medication Carts

- The Tribute Medication Cart is the powerful all-round solution for a multitude of applications including Treatment, Procedure, IV, Trauma, Dressing, Supply and General cart
- Carts come standard with work surface and dividers for all drawers, this cart is ready for work

Standard Inclusions: Drawer Dividers, Extended Sliding Surface

TRIBUTE

- Fully customisable with a host of accessories and drawer configurations
- Sleek lines, strong construction and smooth maneuverability will make this the cart of choice

5 YEAR WARRANTY Structural

2 YEAR WARRANTY Digital Lock

Cream Code	Blue Code	Description	Drawers			Length	Width	Lock Type
			3" (7cm)	6" (16cm)	9" (25cm)			
WAT905250	WAT905160	Medication Cart - Small - 90cm / 8H	1	2	1	610mm	790mm	Digital
WAT905280	WAT905190	Medication Cart - Small - 90cm / 8H	1	2	1	610mm	790mm	Key
WAT905260	WAT905170	Medication Cart - Medium - 100cm / 9H	2	2	1	610mm	790mm	Digital
WAT905290	WAT905200	Medication Cart - Medium - 100cm / 9H	2	2	1	610mm	790mm	Key
WAT905270	WAT905180	Medication Cart - Large - 110cm / 10H	1	3	1	610mm	790mm	Digital
WAT905300	WAT905210	Medication Cart - Large - 110cm / 10H	1	3	1	610mm	790mm	Key



Medication Sachet Carts

- The Tribute Medication Sachet Cart offers large capacity and flexible organisation of treatment supplies in 3" and 9" seamless drawers, featuring a unique integrated divider system
- Includes an expansive work area, with a slide out work surface if more space is needed

Standard Inclusions: Drawer Dividers, Extended Sliding Surface

TRIBUTE

- The durable steel frame and unique spread caster position ensure stability, making the cart easy to move and control
- Choose from an array of accessories to optimise the cart for your facility's treatment needs

5 YEAR WARRANTY Structural

2 YEAR WARRANTY Digital Lock

Code	Description	Drawers			Length	Width	Lock Type
		3" (7cm)	6" (16cm)	9" (25cm)			
WAT905252	Medication Sachet Cart - Small - 90cm / 8H	5	0	1	610mm	790mm	Digital
WAT905282	Medication Sachet Cart - Small - 90cm / 8H	5	0	1	610mm	790mm	Key
WAT905255	Medication Sachet Cart - Medium - 100cm / 9H	6	0	1	610mm	790mm	Digital
WAT905285	Medication Sachet Cart - Medium - 100cm / 9H	6	0	1	610mm	790mm	Key



Narrow Carts

- The Tribute Narrow cart offers the best solution when space is an issue
- Featuring all the benefits of the Tribute range, these carts are designed to fit into tight spots without compromise, facilitating efficient, uninterrupted work flow

TRIBUTE

- The Narrow cart is fully customisable in a range of colours and accessories to suit all your Anaesthesia and Medication cart needs

5 YEAR WARRANTY Structural

2 YEAR WARRANTY Digital Lock

Cream Code	Blue Code	Description	Drawers			Length	Width	Lock Type
			3" (7cm)	6" (16cm)	9" (25cm)			
WAT905246	WAT905245	Narrow Cart - Medium - 100cm / 9H	2	2	1	540mm	580mm	Digital
WAT905186	WAT905185	Narrow Cart - Medium - 100cm / 9H	2	2	1	540mm	580mm	Key



Anaesthesia Carts

- The Tribute Anaesthesia Cart is the flexible solution to your workflow needs
- Combined with its sleek lines, strong construction and easy maneuverability, it offers a fully customisable solution to meet individual needs

Standard Inclusions: Accessory Tower, Drawer Dividers, Extended Sliding Surface and Waste Bin with Lid

TRIBUTE

- Packed with standard accessories, it allows for choice of cart height, draw depth, locking option and storage configuration to perfectly compliment your workflow needs

5 YEAR WARRANTY Structural

Code	Description	Drawers			Length	Width	Lock Type
		3" (7cm)	6" (16cm)	9" (25cm)			
WAT905370	Anaesthesia Cart - Green - Small - 90cm / 8H	1	2	1	610mm	790mm	Digital
WAT905400	Anaesthesia Cart - Green - Small - 90cm / 8H	1	2	1	610mm	790mm	Break-away
WAT905380	Anaesthesia Cart - Green - Medium - 100cm / 9H	2	2	1	610mm	790mm	Digital
WAT905410	Anaesthesia Cart - Green - Medium - 100cm / 9H	2	2	1	610mm	790mm	Break-away
WAT905390	Anaesthesia Cart - Green - Large - 110cm / 10H	1	3	1	610mm	790mm	Digital
WAT905420	Anaesthesia Cart - Green - Large - 110cm / 10H	1	3	1	610mm	790mm	Break-away



Isolation Carts

- The Tribute Isolation Cart offers all the desirable features for high-risk infection control areas
- From its smooth, brightly coloured exterior, to its configurable large-volume deep drawers
- Capable of supporting heavier loads with its strong robust construction, this will be your cart of choice

TRIBUTE


- Carts come standard with waste bin, extended surface and dividers for all drawers
- This value packed cart offers a comprehensive accessory list

5 YEAR WARRANTY Structural

Code	Description	Drawers			Length	Width	Lock Type
		3" (7cm)	6" (16cm)	9" (25cm)			
WAT905340	Isolation Cart - Yellow - Small - 90cm / 8H	0	1	2	610mm	790mm	No Lock
WAT905350	Isolation Cart - Yellow - Medium - 100cm / 9H	0	0	3	610mm	790mm	No Lock
WAT905360	Isolation Cart - Yellow - Large - 110cm / 10H	0	2	2	610mm	790mm	No Lock

Tribute Cart Accessories

TRIBUTE



Code	Product	Code	Product
1	WAT907100 Oxygen Tank Holder	14	WAT907110 Defibrillator Shelf
2	WAT907136 Waste Bin with Lid	15	WAT907190 Accessory Tower
3	WAT907690 Plastic Seal Lock	16	WAT907205 Tablet Holder
4	WAT907155 Small Tilt Bin Unit - 6 Compartment	17	WAT907202 Laptop Holder
5	WAT907150 Medium Tilt Bin Unit - 5 Compartment	18	WAT907661 150mm Non-Braking Castor
6	WAT907140 Large Tilt Bin Unit - 4 Compartment	19	WAT907662 150mm Braking Castor
7	WAT907120 CPR Board	20	WAT907663 150mm Tracking Castor
8	WAT907130 Adjustable IV Pole	21	WAT907325 Drawer Tab Fillers - Grey
9	WAT907135 Sharps Container Holder*	22	WAT907326 Drawer Tab Fillers - Blue
10	WAT907134 Glove Box Container		WAT907327 Drawer Tab Fillers - Yellow
11	WAT907330 Drawer Dividers - Short - Grey		WAT907328 Drawer Tab Fillers - Green
	WAT907335 Drawer Dividers - Tall - Grey		WAT907329 Drawer Tab Fillers - Red
	WAT907350 Drawer Sub-Dividers for All Drawers - Clear - 3"		WAT907105 Drawer Label - Plastic Tag
	WAT907340 Drawer Sub-Dividers for All Drawers - Clear - 7"		WAT907131 Top Surface Clear Mat
12	WAT907341 Drawer Sub-Dividers for 6" & 9" Drawers - Clear - 7" - Tall		WAT907400 Red Label - Emergency Cart
	WAT907355 Drawer Sub-Dividers for 6" & 9" Drawers - Clear - 5" - Tall		WAT907380 Green Label - Anaesthesia Cart
	WAT907352 Drawer Sub-Dividers for Narrow Drawers - Clear - 5"		WAT907410 Yellow Label - Isolation Cart
13	WAT907133 Accessory Rail		WAT907420 Blue Label - Medication Cart


*Sharps container not included

eCart Range

- Lightweight composite aluminium/plastic panels, reduces cart noise while in motion and panels can be replaced economically if damaged
- Drawers fitted with soft close runners and dampeners - prevents drawers from opening while in motion
- Height adjustable push handles
- Raised drawer handles for grip and easy cleaning
- Recessed ABS plastic top and storage compartment
- Slide out shelf fitted with runners for smooth, stable operation
- Keyed mechanical lock or optional digital lock
- 3x 125mm anti-static total lock castors and 1x directional lock castor

5 YEAR WARRANTY
Frame

2 YEAR WARRANTY
Electronics



Code	Description	Overall Length	Overall Width	Overall Height
A	WAT901100 Economy Cart - 2 Drawer + Fixed Push Handle (Webster)	520mm	760mm	1075mm
B	WAT901110 Economy Cart - 3 Drawer + Dividers (12) + Fixed Push Handle	520mm	760mm	1075mm
C	WAT901120 Medication Cart - 3 Drawer (Webster)	520mm	760mm	1045mm
D	WAT901130 Medication Cart - 4 Drawer + Dividers (12)	520mm	760mm	1045mm
E	WAT901140 Medication Cart - 5 Drawer + Dividers (12)	520mm	760mm	1045mm
F	WAT901150 Medication/Theatre Wide Cart - 4 Drawer + Dividers (12 & 14)	570mm	870mm	1065mm
G	WAT901160 Medication/Theatre Wide Cart - 5 Drawer + Dividers (12 & 14)	570mm	870mm	1065mm
H	WAT901170 Anaesthetic Cart (Blue) - 5 Drawer + S/Steel Top + Guardrail + Tilt Containers (17)	545mm	760mm	1580mm
I	WAT901180 Emergency Cart (Red) - 5 Drawer + Oxy Carrier + IV Pole + Cardio Board	520mm	760mm	1075mm
J	WAT901210 Sachet Cart - 6 Drawer + Dividers (10)	520mm	760mm	1045mm
K	WAT901220 Procedure Cart (Grey) - 5 Drawer + IV Pole + Storage Basket	520mm	760mm	1045mm
L	WAT901230 Isolation Cart (Yellow) - 4 Drawer + Glove Dispenser Holder + Dividers (12)	520mm	760mm	1045mm



Economy Cart - 2 Drawers
Fixed Push Handle (Webster)

Economy Cart - 3 Drawers
Fixed Push Handle & Dividers (12)

Medication Cart - 3 Drawers
(Webster)

Medication Cart - 4 Drawers
Dividers (12)

Medication Cart - 5 Drawers
Dividers (12)

Med/Theatre Wide Cart
4 Drawers, Dividers (12 & 14)

Med/Theatre Wide Cart
5 Drawers, Dividers (12 & 14)

Anaesthetic Cart - 5 Drawers
Blue, Stainless Steel Top,
Guardrail, Tilt Containers (17)

Emergency Cart - 5 Drawers
Red, Oxy carrier, IV Pole,
Cardio Board

Sachet Cart - 6 Drawers
Dividers (10)

Procedure Cart - 5 Drawers
Grey, IV Pole, Storage Basket

Isolation Cart - 4 Drawers
Yellow, Glove Dispenser Holder,
Dividers (12)

eCart Accessories



Code	Product	Code	Product
1	WAT902110 Basket	12	WAT902310 Stainless Steel Top
2	WAT902120 Bottle Cabinet - Fitted with Key Lock	13	WAT902320 Tablet Arm
3	WAT902130 Cardiac Board	14	WAT902330 Tilt Container - 4
4	WAT902140 Chart Holder	15	WAT902340 Tilt Container - 5
5	WAT902150 Dividers (1x Set) (4x3 = 12)	16	WAT902350 Tilt Container - 6
-	WAT902160 Divider Name Tabs	-	WAT902360 Tilt Container - 9
-	WAT902170 Defibrillator Arm	-	WAT902370 Mount Arms for Tilt Container (Pair)
6	WAT902220 Equipment Shelf - Double	17	WAT902380 Waste Bin
7	WAT902230 Equipment Shelf - Single	18	WAT902390 Webster Clips (Pair) to Suit Wire Webster Rack
-	WAT902240 Folding Side Shelf	19	WAT902400 Glove Dispenser
8	WAT902250 Guard Rail	20	WAT902261 Corner Bracket for Universal IV Pole
9	WAT902260 Intravenous Pole with Corner Bracket	21	WAT902105 Anti-Tamper Lock
10	WAT902280 Oxygen Bottle Carrier	-	WAT901115 Drive Unit
11	WAT902300 Sharps Holder	-	WAT902090 Accessory Rail



Arm Operating Table

- Robust stainless steel construction with no cross bars allowing access from both sides
- X-ray translucent top
- Height adjustable 670-825mm
- 100mm total lock grey rubber castors


5 YEAR WARRANTY

Code	Description	Length	Width	Height
WAT820190	Arm Operating Table	850mm	450mm	670 - 825mm




Mobile Nesting IV Pole

- Nesting base design to minimise storage space
- 5 Star Polyurethane Base
- Organised storage system
- One hand height adjustment
- Cast iron base with stainless steel pole for stability, durability and better performance with heavy devices




2 YEAR WARRANTY

Code	Description	Width	Height
WAT820185	Mobile Nesting IV Pole	637 x 518mm	1354 - 2214mm



Mobile Nesting PPE Dispenser

- Nesting base design to minimise storage space
- 5 Star Polyurethane Base
- Organised storage system
- One hand height adjustment
- Cast iron base with stainless steel pole for stability, durability and better performance with heavy devices



2 YEAR WARRANTY

Code	Description	Width	Height
WAT820187	Mobile Nesting PPE Dispenser	637 x 518mm	1354 - 2214mm
WAT824725	Wall Mountable PPE Dispenser		

Instrument / Dressing Trolley (Stainless Steel)

- Stainless steel construction
- Total lock castors on front wheels
- Guard rail on 3 sides
- Drawers fitted with high quality runners with soft close magnetic latch
- 140mm deep drawers

5 YEAR WARRANTY

Instrument Trolley - Square Frame



A.

Instrument Trolley - Square Frame + 1 Drawer



B.

Instrument Trolley - Square Frame + 2 Drawers



C.

Dressing Trolley - Square Frame + 2 Drawers



D.

Instrument Trolley - Square Frame + 4 Drawers



E.

Dressing Trolley - Square Frame



F.

Dressing Trolley - Square Frame + 1 Drawer -



G.

Dressing Trolley - Square Frame + 4 Drawers



H.

Dressing Trolley - Square Frame + 2 Drawers side by side



I.

Dressing Trolley - Large - 2 Drawers



J.

	Code	Description	Length	Width	Height
A	WAT900800	Instrument Trolley - Square Frame	500mm	500mm	1040mm
B	WAT900810	Instrument Trolley - Square Frame + 1 Drawer	500mm	500mm	1040mm
C	WAT900820	Instrument Trolley - Square Frame + 2 Drawers	500mm	500mm	1040mm
D	WAT900860	Dressing Trolley - Square Frame + 2 Drawers	800mm	500mm	1040mm
E	WAT900830	Instrument Trolley - Square Frame + 4 Drawers	500mm	500mm	1040mm
F	WAT900840	Dressing Trolley - Square Frame	800mm	500mm	1040mm
G	WAT900850	Dressing Trolley - Square Frame + 1 Drawer	800mm	500mm	1040mm
H	WAT900870	Dressing Trolley - Square Frame + 4 Drawers	800mm	500mm	1040mm
I	WAT900861	Dressing Trolley - Square Frame + 2 Drawers side by side	800mm	500mm	1040mm
J	WAT900860	Dressing Trolley - Large - 2 Drawers	800mm	500mm	1040mm

Instrument / Dressing Trolley - Flat Top

- Stainless steel construction
- Flat top fully welded
- 100mm total lock castors

5 YEAR WARRANTY



Code	Description	Length	Width	Height
WAT900880	Instrument/Dressing Trolley - Flat top	500mm	500mm	950mm
WAT900890	Instrument/Dressing Trolley - Flat top	800mm	500mm	950mm
WAT900900	Instrument/Dressing Trolley - Flat top	1000mm	500mm	950mm

Instrument / Dressing Trolley - Square Frame

- Large instrument trolley with flat surfaces
- 304 Stainless steel construction
- Tig weld manufacture
- 2 x Diameter 100 brake lock castors
- 2 x Diameter 100 swivel castors
- Electro-polished finish

5 YEAR WARRANTY



Code	Description	Length	Width	Height
WAT900800	Instrument/Dressing Trolley - Square frame	500mm	500mm	950mm



Treatment Chairs



Multiline NEXT IT Treatment Chair



- Compact therapy couch ideal for oncology, infusion and transfusion medicine
- Innovative armrest technology with individual positioning for height, inclination and direction
- 3-motors for multiple positioning options
- Clean surface finish and minimum seams and soft upholstery provides comfortable seating for patients of all sizes (60cm seat width)
- Access from front or side with folded-up armrest, access height of 54cm
- Genuine chair position with leg section at 90° angle
- Infusion pole holder can be pivoted left and right with one hand

FUNCTIONS



COLOUR



OPTIONAL



Code	Description	Overall Length	Overall Width	Overall Height	Flat Position Length	Seat Depth	Seat Width	Seat Height	Backrest Angle	Footrest Angle
CHT100110	Multiline NEXT IT V2 Treatment Chair	1400mm	800mm	1400mm	1960mm	600mm	600mm	540mm	-5° to 78°	0° to 90°



Multiline NEXT DC Treatment Chair

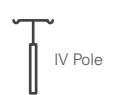


- 5 motor treatment chair (seat height, back recline, seat tilt, leg raise, footrest)
- Ergonomic push handle with paper roll holder
- Footrest with automatic, patient friendly length adjuster
- Market leading side accessibility, promoting safe manual handling
- Innovative armrest technology with individual positioning for height, inclination, direction and volume, with adjustment to width of torso – ideal for infusion therapy
- Soft upholstery promotes comfort whilst a 60cm wide seat caters for a large range of patients
- Battery backup for use in power outages or ward transport
- Full +/- Trendelenburg functionality & foot control for assistance in emergency situations
- Protective footrest cover extends the life of vinyl coverings around the foot area


FUNCTIONS



OPTIONAL



COLOURS




Code	Description	Overall Length	Overall Width	Overall Height	Flat Position Length	Seat Depth	Seat Width	Seat Height	Backrest Angle	Footrest Angle
CHT100210	Multiline NEXT DC Treatment Chair	1480mm	800mm	1400 - 1610mm	2200mm	600mm	600mm	540 - 750mm	-5° to 78°	-25° to 0°
CHT100200	Multiline NEXT DC Treatment Chair	1480mm	800mm	1400 - 1610mm	2200mm	600mm	600mm	540 - 750mm	-5° to 78°	-25° to 0°

Multiline NEXT AC Treatment Chair



- Areas of application include: Minimally invasive/day surgery; maxillofacial surgery; outpatient surgery; cosmetic facial surgery; post-operation rehabilitation and recovery couch; examination; treatment; mobilisation; transport
- The Ambulant Care (AC) couch is a totally new concept in terms of design, technology and features
- Electric motor adjustment of backrest, seat and leg section as well as height
- Emergency foot switch for Trendelenburg position, ensuring staff keep their hands free
- Its design is compliant with stringent infection control regulations - clean surface finish and minimum seams
- 12.5 cm castors for comfortable transporting, central braking system

FUNCTIONS



COLOUR



Code	Description	Overall Length	Overall Width	Overall Height	Flat Position Length	Seat Depth	Seat Width	Seat Height	Backrest Angle	Footrest Angle
CHT100350	Multiline NEXT AC Treatment Chair	1070mm	770mm	680 - 900mm	2000mm	600mm	600mm	580mm	-5° to 78°	0° to 90°

Examination Couches & Equipment



Examination Couches & Equipment

5 Section Adjustable Examination Couch



- Electric Hi Lo operation by foot switch
- Sleek design with rounded frame legs for safety
- Minimum height 550mm to maximum height 900mm in 30 seconds
- Dual motor. 1. Electric Hi Lo 2. Postural drainage
- Adjustable head section featuring single gas strut, angle adjustable from 20° to +45°
- Adjustable leg section featuring double gas struts, angle adjustable from +0° to +80°
- Retractable dual locking 75mm castors on all 4 corners
- Head section has face hole & plug, and adjustable feet for uneven surfaces



Code	Description	Length	Width	Height	Warranty
WAT821565	Exam Couch - 5 Section Electric Hi/Lo - Navy Blue	1860 mm	660 mm	550 - 950 mm	Frame: 5 years Electrics: 3 years

2 Section Fixed Examination Couch



- Fixed height 82cm
- New easy lift and lock mechanism for easy assembly
- Lift up back section for assessment
- Comes flat packed to save on freight
- Padding thickness 5cm
- Foam density: 36g/m2
- Breathe hole available on request



Code	Description	Length	Width	Height	Warranty
WAT821575	2 Section Fixed Examination Couch	1950 mm	710 mm	820 mm	1 year

Bobath Therapy Couch



- Specifically designed for rehabilitation involving patients with neurological conditions
- Generous width therapy surface for mobilisation of patients up to 220kg S.W.L
- Height adjustable patient surface assists with therapy and examinations
- Durable medical grade vinyl upholstery with robust powder coated steel frame for easy cleaning and sanitising in support of infection control processes
- Gas assisted independent head section movement
- Linak electronics with intuitive hand control to provide simple and efficient patient handling
- Medical grade foams for patient comfort and durability
- 125mm locking castors



Code	Description	Length	Width	Height	Backrest Angle
WAT822640	Bobath Therapy Couch	2400 mm	1200 mm	560 - 820 mm	0° to 69°

2 Section Adjustable Examination Couch



- Electric Hi Lo operation by foot switch
- Sleek design with rounded frame legs for safety
- Minimum to maximum height in 30 seconds
- Adjustable head section through dual gas operated struts from -20° to +80°
- Retractable dual locking castors on all 4 castors
- Head section has face hole & plug
- Adjustable feet for uneven surfaces
- 75mm castors for safety and mobility



Code	Description	Length	Width	Height	Warranty
WAT821550	Exam Couch - 2 Section Electric Hi/Lo - Navy Blue	1950 mm	710 mm	480 - 900 mm	Frame: 5 years Electrics: 3 years

3 Section Examination Couch



- Electric Hi Lo operation by foot switch
- Sleek design with rounded frame legs for safety
- Adjustable head section, angle adjustable from -45° to +70° & -90° to +40° (Short Head model)
- Adjustable leg section featuring double gas struts, angle adjustable from -45° to +70° & +0° to +90° (Short Head model)
- Minimum to maximum height in 30 seconds
- Head section has face hole and plug, adjustable feet for uneven surfaces
- Retractable dual locking 75mm castors on all 4 corners



Code	Description	Length	Width	Height	Warranty
WAT821555	Exam Couch - 3 Section Electric Hi/Lo - Navy Blue	1900 mm	710 mm	500 - 900 mm	Frame: 5 years Electrics: 3 years
WAT821560	Exam Couch - 3 Section Electric Hi/Lo with Short Head - Navy Blue	1950 mm	660 mm	480 - 900 mm	Electrics: 3 years

Aspire Medical Stool



- Practitioners swiveling Examination Stool with backrest
- Gas assisted height adjustment
- 5 legs with rolling castors for stable maneuverability
- Comfort padded vinyl seat
- Contoured backrest



Code	Description	Overall Height
WAT803850	Examination Stool	560 - 750 mm

Anaesthetic Stool



- Practitioners swiveling Examination Stool with backrest
- Gas assisted height adjustment
- 5 legs with rolling castors for stable maneuverability
- Comfort padded vinyl seat
- Contoured backrest

Code	Description	Height	Warranty
WAT803100	Anaesthetic Stool Premium with Foot Ring - Navy	490 - 630 mm	3 Years
WAT803200	Anaesthetic Stool Standard - Navy	490 - 630 mm	3 Years

Saddle Stool



- Adjustable height: 490mm - 630mm
- Cushion diameter: 350mm
- Foam thickness: 60mm

Code	Description	Height	Warranty
WAT803500	Saddle Stool - Navy	490 - 630 mm	3 Years
WAT803600	Saddle Stool - Black	490 - 630 mm	3 Years



Post Operative Step

- Single and Double steps for bed access
- Single step - 240mm
- Double step - 220mm and 400mm
- Black, non-slip ribbed rubber surface
- Rubber stoppers for stability

Code	Description	Height	Warranty
BEA014900	Post Operative Step - Single	240 mm	1 Year

NDIS Item Code 05_181200711_0103_1_2



Weigh Chair Digital

- Ideal for accurate and convenient patient weighing
- Easy to read weight display
- Swivel wheels with safety brakes plus built in footrests
- Easy to clean surfaces essential in health care environments
- 100 hours use from regular batteries



1 YEAR WARRANTY

Code	Description	Overall Length	Overall Width	Overall Height
LSS377700	Weigh Chair Digital	635mm	680mm	880mm



Healthweigh Chair Scale

- The Healthweigh Chair Scale allows for carers to measure the weight of residents in a safe and comfortable manner
- Ergonomically contoured seat and folding armrests ensure patient comfort and ease of transfers whilst the large LCD screen provides accurate weight measurements for carers
- Movement compensation technology
- Ergonomic contoured seating surface
- BMI function
- Fold back armrests
- Rear locking castors
- Automatic Reweigh
- Auto power off
- Rechargeable battery



2 YEAR WARRANTY

Code	Description	Overall Length	Overall Width	Overall Height	Seat Width	Seat Depth	Unit Weight
LSS377706	Healthweigh Chair Scale	850mm	630mm	965mm	430mm	420mm	18kg



Folding Screen - 3 Bay

- Robust hinge
- Easy clean curtain material
- Stainless Steel Frames
- Heavy duty 75mm rubber swivel castors



Screen Folded Position

5 YEAR WARRANTY

Code	Description	Overall Length	Overall Width	Overall Height	Folded Length	Folded Width	Folded Height
WAT825250	Folding Screen - 3 Bay	1930mm	470mm	1930mm	730mm	470mm	1930mm

Work Stations on Wheels



Medical Carts X Series

Lightweight, agile, and flexible mobile nursing care with modular design, on-demand modification for clinic.

Nubomed intelligent mobile workstation adheres to the clean, simple, and smart design concepts. Lightweight fuselage integrated with embedded computer, wireless communication modules, intelligent batteries, power supply, and IoT technology. Tailor made specifically for clinical ward rounds, nursing, monitoring, bedside treatment, medicine dispensary and billing functionality. Returns medical staff back to their basics. Combines technology with medical treatment while providing optimal patient care.



X1000 Medical Treatment Cart

- Ergonomic double handles, easy to manoeuvre from all angles.
- New aviation grade alloy material, lightweight yet tough.
- Spacious work surface, nano-particle technology, smooth yet not slippery, dirt proof.
- A variety of accessories and drawer combinations
- Mechanical lock for security

Ideal For: Emergency Nursing/Treatment

2 YEAR WARRANTY

Code	Description
WAT908190	Nubomed X1000 Medical Treatment Cart

Nubomed



X2000 Lite Medical Cart

- Tablet Computer compatible for doctor and nursing rounds
- A variety of accessories and drawer combinations
- Mechanical lock for security
- Hot-swappable main and auxiliary batteries, 24h uninterrupted usage
- Imported Panasonic battery core from Japan, safety guaranteed
- Wireless charging (Phone/PDA), RFID user log-in

Ideal For: Doctor's Round/Training/Conferencing, Daily Nursing

2 YEAR WARRANTY

Code	Description
WAT908185	Nubomed X2000 Lite Medical Cart

Nubomed



X3000 Lite Mobile Nursing Cart

NuboMed

- Front facing drawers for conventional operation
- A variety of accessories and drawer combinations
- Mechanical lock for security
- Embedded computer, HD display, design with care
- Hot-swappable main and auxiliary batteries, 24h uninterrupted usage
- Imported Panasonic battery core from Japan, safety guaranteed
- Wireless charging (Phone/PDA), RFID user log-in

Ideal For:
Daily Nursing/Data Recording

2 YEAR WARRANTY

Code	Description
WAT908180	NuboMed X3000 Lite Mobile Nursing Cart



X4000 Advanced Mobile Nursing Cart

NuboMed

- Right side facing drawers, duo handles for side operations to maximize storage offerings
- Hidden and expandable work surface for maximum usage space
- A variety of accessories and drawer combinations
- Mechanical lock for security
- Embedded computer, HD display, design with care

- Hot-swappable main and auxiliary batteries, 24h uninterrupted usage
- Imported Panasonic battery core from Japan, safety guaranteed
- Wireless charging (Phone/PDA), RFID user log-in

Ideal For:
Daily Nursing/Data Recording

2 YEAR WARRANTY

Code	Description
WAT908175	NuboMed X4000 Advanced Mobile Nursing Cart



X5000 Medication Dispensing Cart

NuboMed

- Universal intelligent storage units across multiple platforms, UDD single dose units for fast loading and unloading, intelligent lock, user/drug recognition, ensuring closed-loop medication management
- Hidden and expandable work surface for maximum usage space
- A variety of accessories and drawer combinations
- Mechanical lock for security
- Embedded computer, HD display, design with care

- Hot-swappable main and auxiliary batteries, 24h uninterrupted usage
- Imported Panasonic battery core from Japan, safety guaranteed
- Wireless charging (Phone/PDA), RFID user log-in

Ideal For:
Closed Loop Intelligent Medication Management

2 YEAR WARRANTY

Code	Description
WAT908170	NuboMed X5000 Medication Dispensing Cart

Medical Carts S Series

Clean and simple design for smart working in patient care settings.

The compact cart design of the S-Series provides a practical work space at the bedside. The retractable work surface further expands available area and the keyboard drawer extends to the same height as work space, continuing the integrated and streamlined surface. With smooth edges, the sleek all aluminium alloy carts are light weight and durable. Their compact base design is easy to navigate and operate at the bedside and offer electronic or manual height adjustment. The hot swappable battery pack offers 24 hours uninterrupted power with a power management system and quick charging technology. Standardised accessories and various drawer combinations allows for flexible and interchangeable options.



S2000 Height Adjustable Laptop Cart

NuboMed

- Laptop PC (not included)
- Suitable for short bedside rounds

2 YEAR WARRANTY

Code	Description
WAT908100	NuboMed S2000 Height Adjustable Laptop Cart



S3000 Height Adjustable Laptop Cart

NuboMed

- Integrated PC (not included)
- Suitable for longer bedside rounds and training
- Manual Height Adjustment (S3000L Only)
- Duo Battery (S3000H Only)

2 YEAR WARRANTY

Code	Description
WAT908120	NuboMed S3000 Height Adjustable Laptop Cart
WAT908110	NuboMed S3000L Height Adjustable Laptop Cart
WAT908130	NuboMed S3000H Height Adjustable Laptop Cart



S3020 Height Adjustable Laptop Cart

NuboMed

- Integrated PC (included)
- Custom storage unit and accessories
- Suitable for longer bedside rounds, training and nursing
- Manual Height Adjustment (S3020L Only)
- Duo Battery (S3020H Only)

2 YEAR WARRANTY

Code	Description
WAT908150	NuboMed S3020 Height Adjustable Laptop Cart
WAT908140	NuboMed S3020L Height Adjustable Laptop Cart
WAT908160	NuboMed S3020H Height Adjustable Laptop Cart

Electronic Medication Management



M2300 Medication Cabinet Nubomed

- Suitable for dispersed satellite inpatient area medication management and includes a central control system with eight drawers and 90 automatic counting enclosures
- Controlled drug autocounting enclosure (double verification): 1 drawer with 12 enclosures
- Ampoule autocounting enclosures - 6 drawers total 72 enclosures
- Voice Prompt - Automatic error warning
- High-strength aluminium alloy and metal with anodised surface
- Intelligent Alarm - Power off/forced entry alarm
- Intelligent Lock Control - Authorised user login with multilevel control
- Intelligent Monitoring - Intelligent real-time quantity, expiration dates and specification monitoring
- Intelligent Display - Individual colour screen for each bin with smart guidance
- 4 directional castors

OPTIONAL



HD Camera

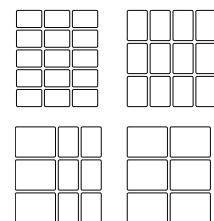
APPLICATION

Outpatient Pharmacy, Emergency Room, Pharmacy, Central Pharmacy and Clinical Ward

MEDICAL TYPES

Anaesthetic, High-Risk, High-Value, Toxic, Blister Packs, Boxed Drugs, Ampoules and Vials

DRAWER CONFIGURATIONS



Code	Description	Width	Depth	Height	Power Interface	Network Port	UPS
WAT908500	M2300 Intelligent Medication Cabinet (Ampoule)	700mm	695mm	1539mm	AC, 100-240VAC, 320W	Wired ethernet port	Back up UPS, 1000VA

Electronic Medication Management

A2310 Medication Auxiliary Cabinet Nubomed

INTELLIGENT MEDICATION CABINET (PACKED MED) TYPE A

- Suitable for dispersed satellite inpatient area medication management. Includes seven levels, 28 automatic counting enclosures with LED display and glass door.
- Material - Cabinet is made of high-strength aluminium alloy and metal with anodised surface
- Intelligent Lock Control - Authorised user set up for cabinet lock access, allows individual set up for each bin
- 4 directional castors
- Layers - 7 layers, 4 medicine bins per layer
- Door type - 1 transparent tempered safety glass door
- Speaker - Voice prompt
- Intelligent Monitoring - Intelligent real-time quantity and specification monitoring, accommodates oral, ampoule, vial, boxed, and blister pack medicines
- Intelligent Display - Each bin is equipped with a colour LED display for drug identification, name, specifications, quantity and operating instructions

APPLICATION

Clinical Ward and Central Pharmacy

MEDICAL TYPES

High-Risk, High-Value, Blister Packs, Boxed Drugs, Ampoules and Vials



Code	Description	Width	Depth	Height	Power Interface	Network Port	UPS
WAT908510	A2310 Medication Auxiliary Cabinet	810mm	672mm	1938mm, 2067mm (with camera)	AC, 100-240VAC, 320W	Wired ethernet port	Back up UPS, 1000VA

A2310 S Medication Auxiliary Cabinet Nubomed

INTELLIGENT MEDICATION CABINET (PACKED MED) TYPE A WITHOUT AUTO-COUNTING

- Suitable for dispersed satellite inpatient area medication management. Includes seven levels, 28 manual counting enclosures with LED display and glass door.
- Material - Cabinet is made of high-strength aluminium alloy and metal with anodised surface
- Intelligent Lock Control - Authorised user set up for cabinet lock access, allows individual set up for each bin
- 4 directional castors
- Layers - 7 layers, 4 medicine bins per layer
- Door type - 1 transparent tempered safety glass door
- Speaker - Voice prompt
- Intelligent Monitoring - Intelligent real-time quantity and specification monitoring, accommodates oral, ampoule, vial, boxed, and blister pack medicines
- Intelligent Display - Each bin is equipped with a colour LED display for drug identification, name, specifications, quantity and operating instructions

APPLICATION

Clinical Ward and Central Pharmacy

MEDICAL TYPES

High-Risk, High-Value, Blister Packs, Boxed Drugs, Ampoules and Vials



Code	Description	Width	Depth	Height	Power Interface	Network Port	UPS
WAT908520	A2310 S Medication Auxiliary Cabinet	810mm	672mm	1938mm, 2067mm (with camera)	AC, 100-240VAC, 320W	Wired ethernet port	Back up UPS, 1000VA

